



US00D702043S

(12) **United States Design Patent**
Johnson et al.

(10) **Patent No.:** **US D702,043 S**
(45) **Date of Patent:** **** Apr. 8, 2014**

(54) **HANDBAG ORGANIZER INSERT**
(75) Inventors: **Christy Anne Johnson**, Columbus, OH (US); **Brandi Lynn Osterman**, Dublin, OH (US)
(73) Assignee: **Jewell LLC**, Columbus, OH (US)
(**) Term: **14 Years**
(21) Appl. No.: **29/430,246**

D600,918 S 9/2009 Carlevale
7,607,461 B2 10/2009 Pace et al.
7,628,187 B2 12/2009 Mittelstaedt
D610,801 S 3/2010 Romero et al.
D611,705 S 3/2010 Romero et al.
D613,062 S 4/2010 Romero et al.
D618,913 S 7/2010 Helmhout
7,789,114 B2 9/2010 Pace et al.
7,900,757 B2 3/2011 Sisitsky
D636,988 S 5/2011 Romero et al.
D637,399 S 5/2011 Romero et al.
D637,810 S 5/2011 Romero et al.
D638,627 S 5/2011 Romero et al.

(Continued)

(22) Filed: **Aug. 23, 2012**
(51) **LOC (10) Cl.** **03-01**
(52) **U.S. Cl.**
USPC **D3/247**
(58) **Field of Classification Search**
USPC D3/232–233, 240–243, 245–246;
150/100, 103–110, 113–114, 117–119
See application file for complete search history.

Primary Examiner — Holly Baynham
(74) *Attorney, Agent, or Firm* — Porter, Wright, Morris & Arthur, LLP

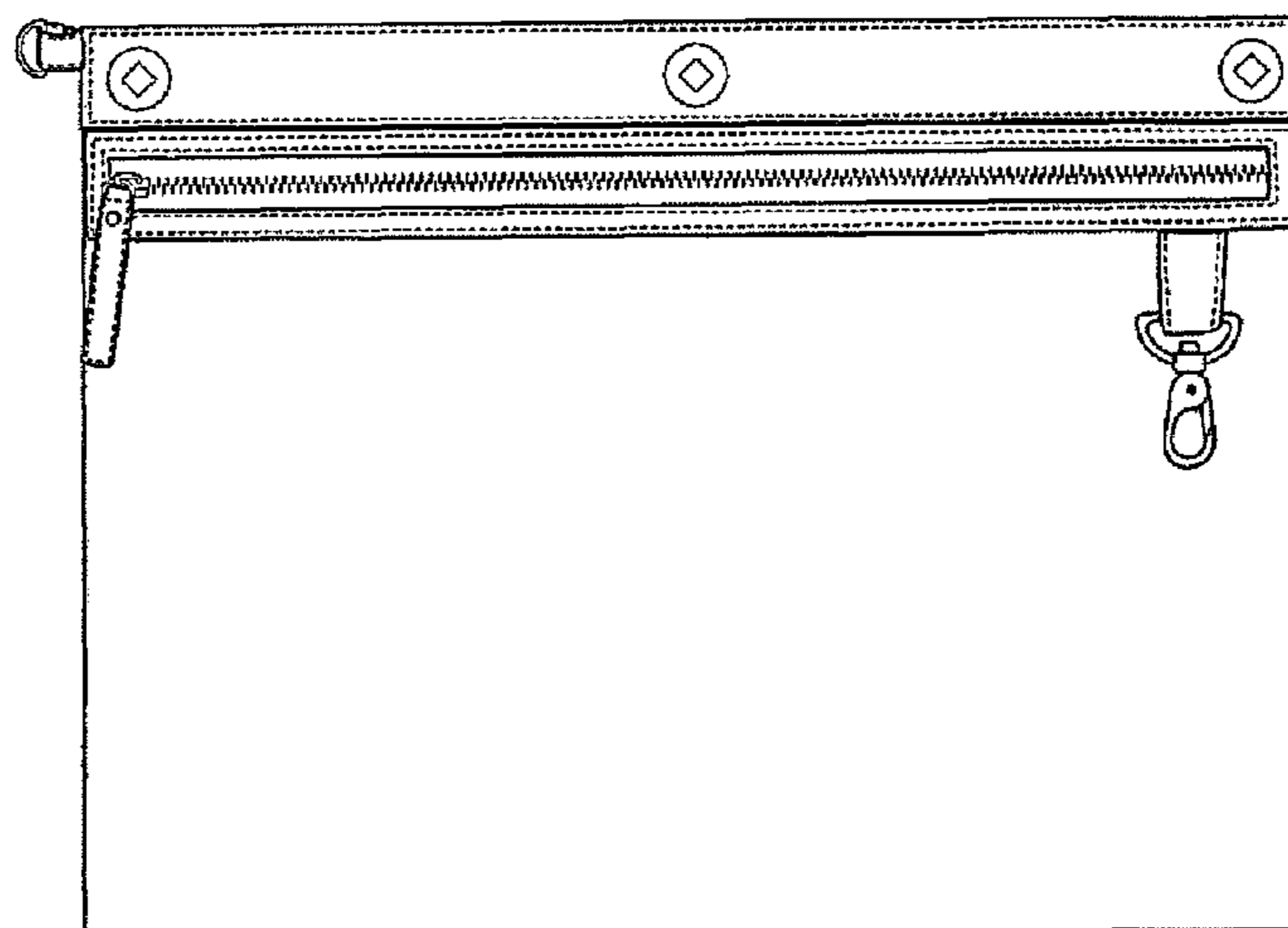
(57) **CLAIM**
The ornamental design for a handbag organizer insert, as shown and described.

(56) **References Cited**
U.S. PATENT DOCUMENTS
4,260,004 A 4/1981 Domke
4,754,790 A 7/1988 Meyers
D375,629 S * 11/1996 Chen D3/283
D388,250 S * 12/1997 Robinson et al. D3/245
D403,863 S 1/1999 Briganti
D408,146 S 4/1999 Briganti
5,894,975 A 4/1999 Holden et al.
5,983,969 A 11/1999 Morgan
6,003,573 A 12/1999 Owens
6,179,025 B1 1/2001 Sutton
6,237,660 B1 5/2001 Giardino
6,446,688 B1 9/2002 Sutton
6,668,882 B1 12/2003 Cazes
6,796,344 B2 9/2004 Chen et al.
6,823,909 B1 11/2004 Marsteller
7,086,437 B1 8/2006 Michael
7,293,635 B2 11/2007 Repke et al.
7,461,676 B2 12/2008 Huie
D595,957 S 7/2009 Meyers

DESCRIPTION

FIG. 1 is a front view of a handbag organizer insert according to a first embodiment of our new design;
FIG. 2 is a rear view thereof;
FIG. 3 is a top view thereof;
FIG. 4 is a bottom view thereof;
FIG. 5 is a right side thereof;
FIG. 6 is a left side view thereof;
FIG. 7 is a front view of a handbag organizer insert according to a second embodiment of our new design;
FIG. 8 is a rear view thereof;
FIG. 9 is a top view thereof;
FIG. 10 is a bottom view thereof;
FIG. 11 is a right side thereof; and,
FIG. 12 is a left side view thereof.
The broken lines in the figures indicate stitching and form a part of the claimed design.

1 Claim, 4 Drawing Sheets



(56)

References Cited

U.S. PATENT DOCUMENTS

7,942,296 B1	5/2011	Johnson	2006/0021684 A1	2/2006	DeCoro, III
D639,551 S	6/2011	Romero et al.	2006/0102077 A1	5/2006	Parker-Ogden et al.
D640,871 S	7/2011	Romero et al.	2008/0135144 A1	6/2008	Brody
D655,911 S *	3/2012	Gerbi	2008/0230158 A1	9/2008	Romero et al.
D663,117 S *	7/2012	Schiffman	2008/0237068 A1	10/2008	Melamed
		D3/232	2009/0084475 A1	4/2009	Dean-Perry
		D3/232	2009/0183806 A1	7/2009	Foster et al.
			2010/0218863 A1	9/2010	Church et al.

* cited by examiner




FIGURE 1




FIGURE 2

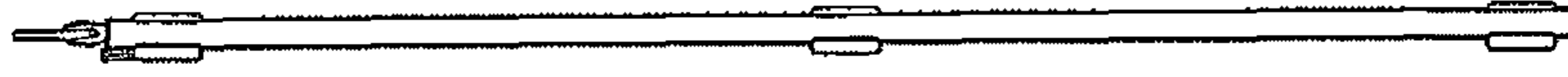


FIGURE 3

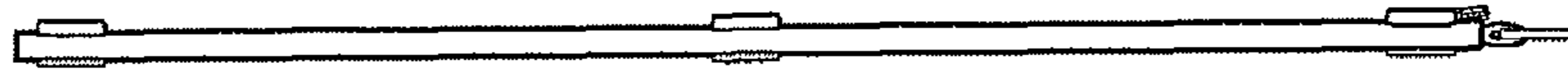


FIGURE 4



FIGURE 5



FIGURE 6

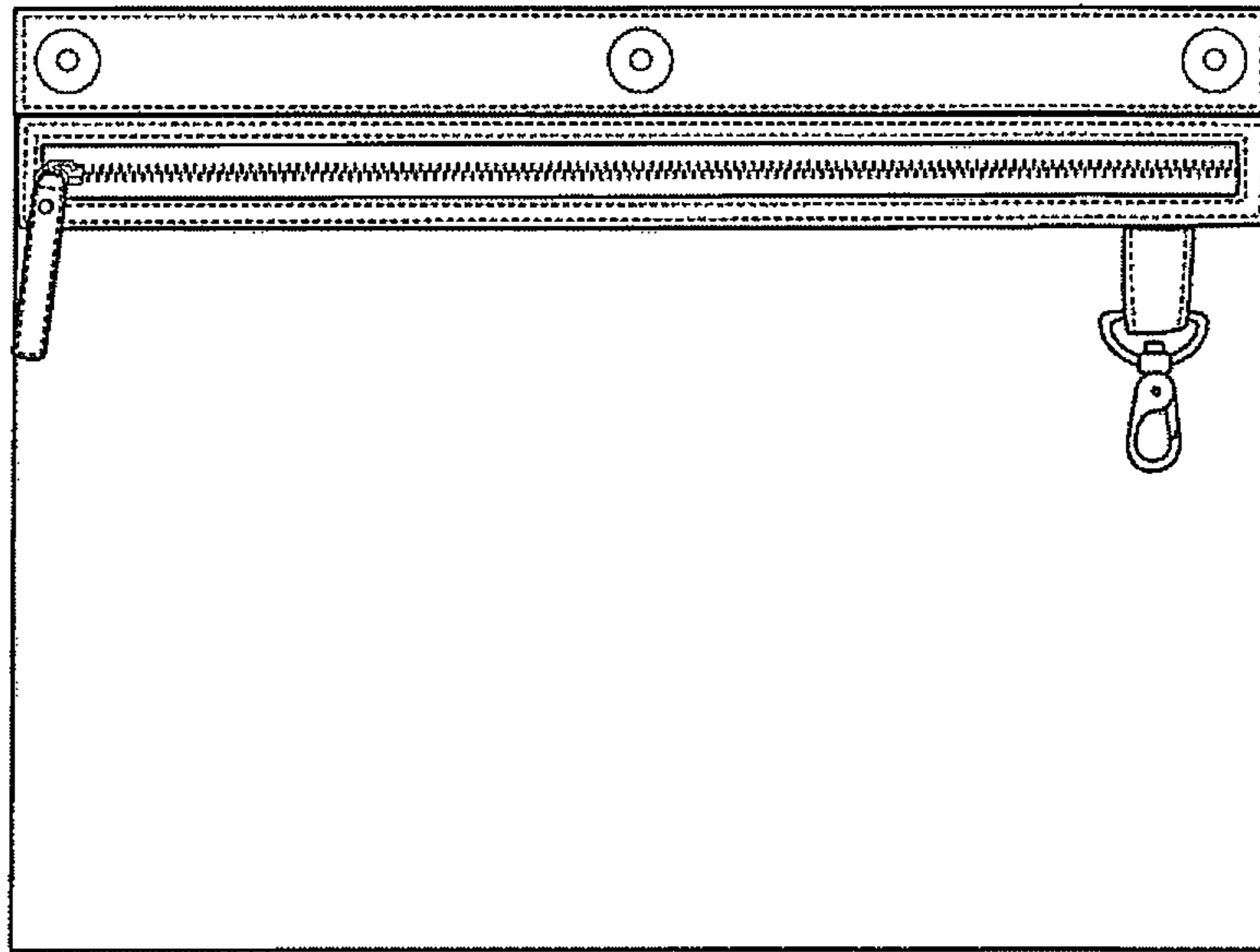


FIGURE 7




FIGURE 8

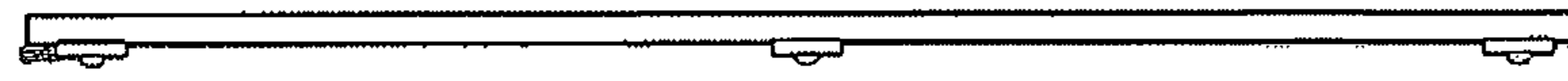


FIGURE 9



FIGURE 10




FIGURE 11



FIGURE 12