



US00D702029S

(12) **United States Design Patent**
McClaskie

(10) **Patent No.:** **US D702,029 S**

(45) **Date of Patent:** **** Apr. 8, 2014**

(54) **OUTSOLE FOR A SHOE**

(71) Applicant: **Thomas E. McClaskie**, Bethlehem, PA (US)

(72) Inventor: **Thomas E. McClaskie**, Bethlehem, PA (US)

(73) Assignee: **Columbia Insurance Company**, Omaha, NE (US)

(**) Term: **14 Years**

(21) Appl. No.: **29/461,598**

(22) Filed: **Jul. 25, 2013**

(51) **LOC (10) Cl.** **02-04**

(52) **U.S. Cl.**
USPC **D2/951; D2/950; D2/953**

(58) **Field of Classification Search**
USPC D2/902, 906, 908, 916, 918, 925,
D2/946-962, 977; 36/3 B, 22 R, 24.5, 25 R,
36/28, 32 R, 34 R, 59 C, 67 A, 103
See application file for complete search history.

(56) **References Cited**

U.S. PATENT DOCUMENTS

D542,015 S *	5/2007	McClaskie	D2/952
D545,534 S *	7/2007	McClaskie	D2/959
D555,338 S *	11/2007	McClaskie	D2/952
D557,883 S *	12/2007	McClaskie	D2/952
D557,886 S *	12/2007	McClaskie	D2/957
D593,292 S *	6/2009	McClaskie	D2/957
D603,594 S *	11/2009	McClaskie	D2/953
D606,732 S *	12/2009	McClaskie	D2/951
D608,996 S *	2/2010	McClaskie	D2/952
D618,893 S *	7/2010	McClaskie	D2/953
D619,342 S *	7/2010	McClaskie	D2/953

D620,692 S *	8/2010	McClaskie	D2/959
D622,492 S *	8/2010	McClaskie	D2/952
D626,733 S *	11/2010	McClaskie	D2/952
D627,548 S *	11/2010	McClaskie	D2/952
D643,190 S *	8/2011	McClaskie	D2/951
D643,192 S *	8/2011	McClaskie	D2/951
D643,193 S *	8/2011	McClaskie	D2/951
D645,237 S *	9/2011	McClaskie	D2/951
D662,294 S *	6/2012	McClaskie	D2/951
D663,513 S *	7/2012	McClaskie	D2/951
D663,514 S *	7/2012	McClaskie	D2/952
D663,515 S *	7/2012	McClaskie	D2/952
D663,518 S *	7/2012	McClaskie	D2/957
D663,928 S *	7/2012	McClaskie	D2/952
D664,339 S *	7/2012	McClaskie	D2/951
D664,340 S *	7/2012	McClaskie	D2/951
D670,486 S *	11/2012	McClaskie	D2/952
D671,303 S *	11/2012	McClaskie	D2/952
D674,176 S *	1/2013	McClaskie	D2/952

* cited by examiner

Primary Examiner — T. Chase Nelson

(74) *Attorney, Agent, or Firm* — IP Attorneys Group, LLC

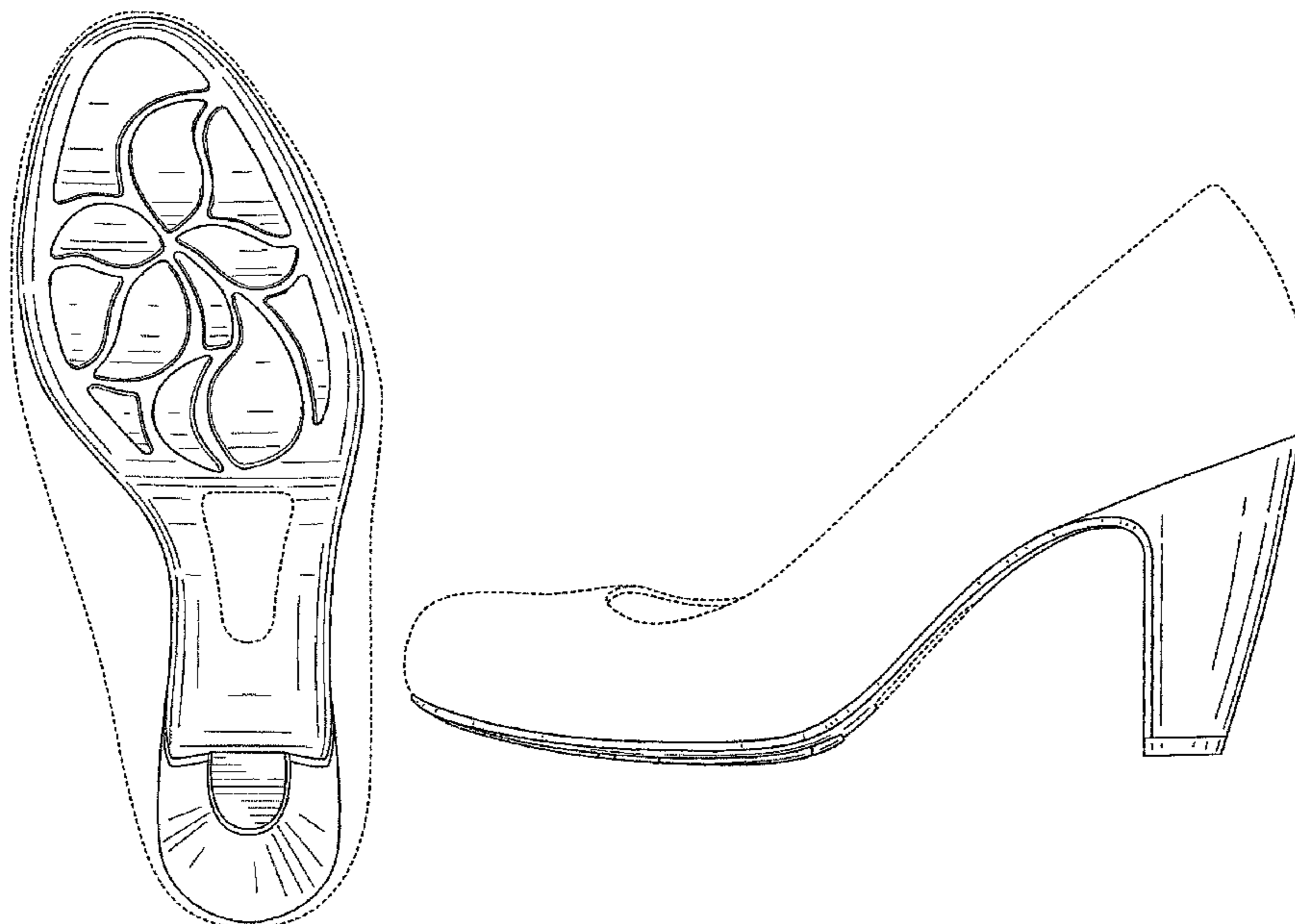
(57) **CLAIM**

The ornamental design for an outsole for a shoe, as shown and described.

DESCRIPTION

FIG. 1 is a bottom perspective view of an outsole for a shoe in accordance with my new design;
FIG. 2 is a bottom view thereof;
FIG. 3 is a left side view thereof;
FIG. 4 is a right side view thereof;
FIG. 5 is a front view thereof; and,
FIG. 6 is a rear view thereof.
The broken lines shown in all of the figures are for environmental purposes and form no part of the claim.

1 Claim, 6 Drawing Sheets



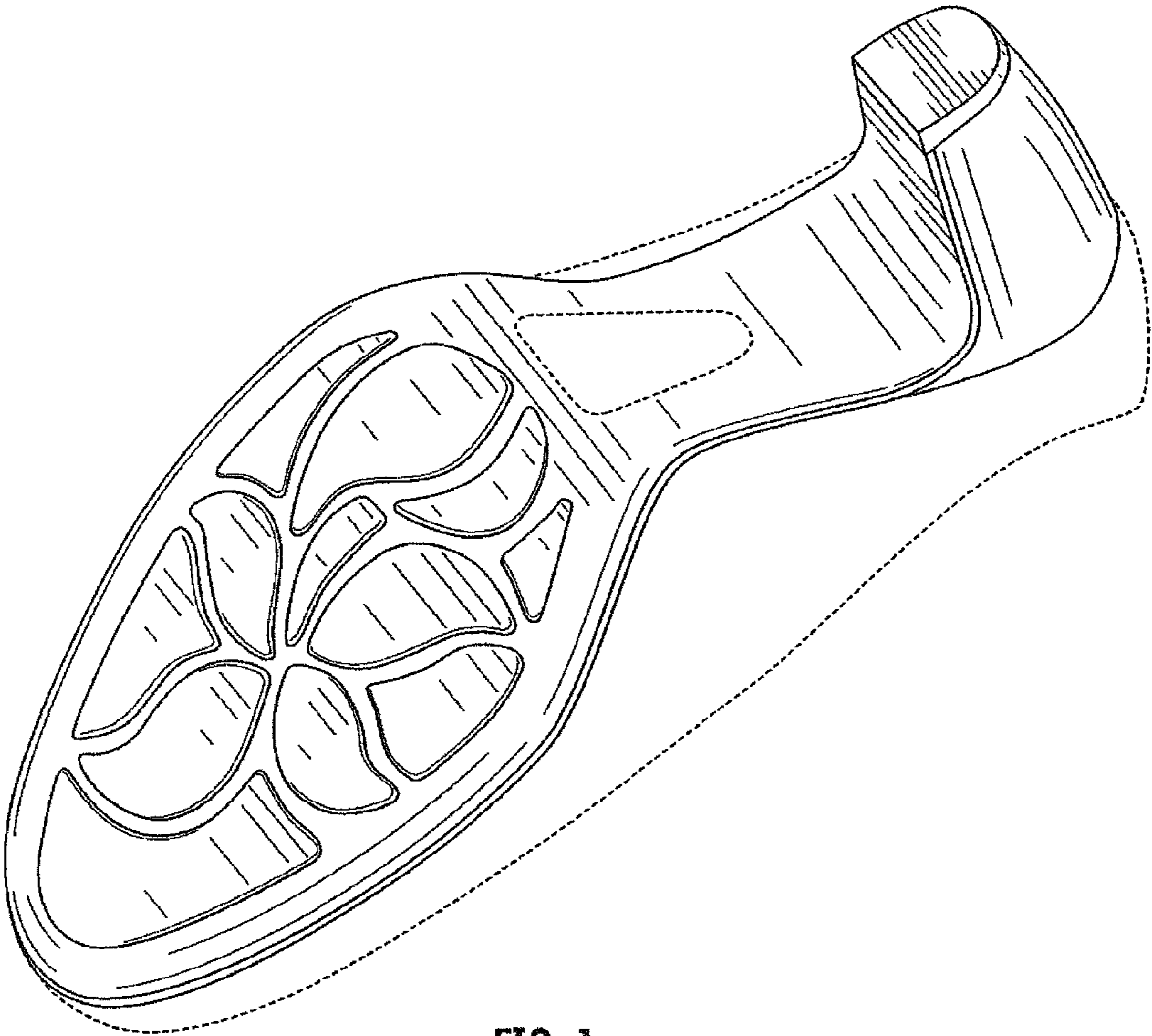


FIG. 1

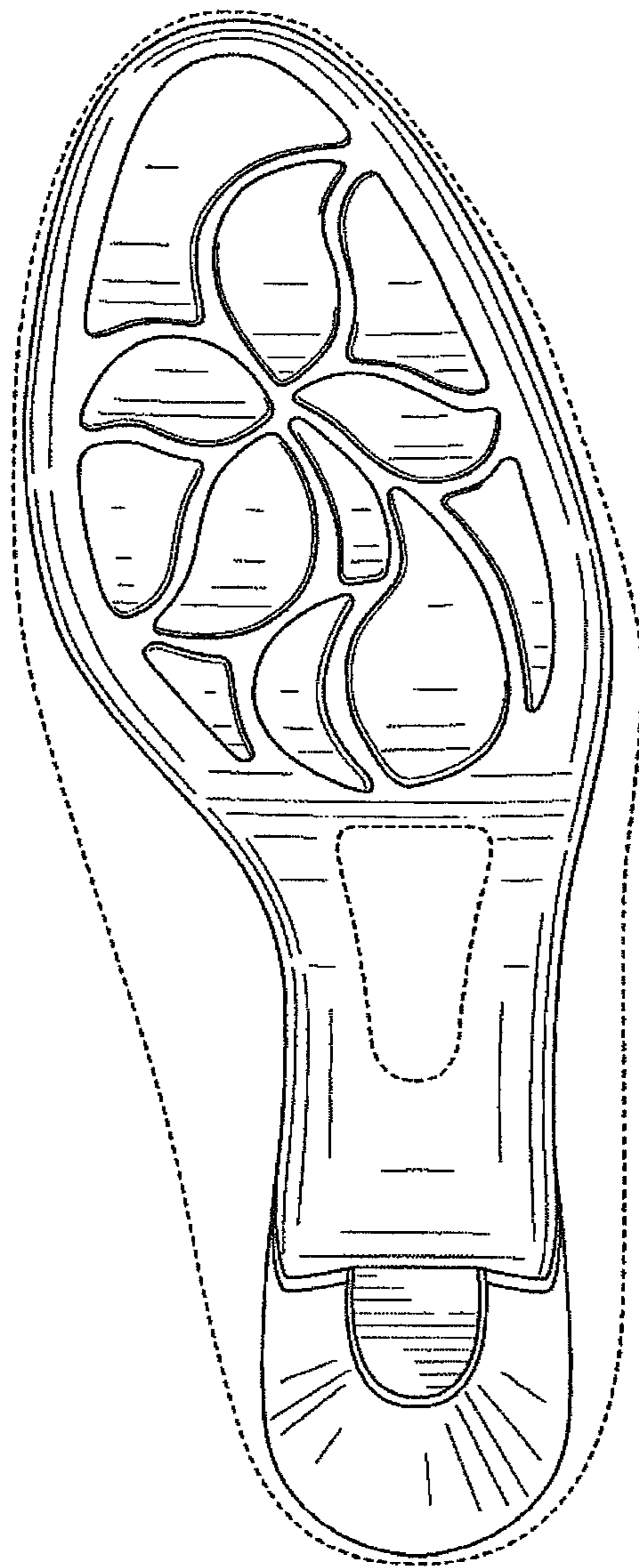


FIG. 2




FIG. 3

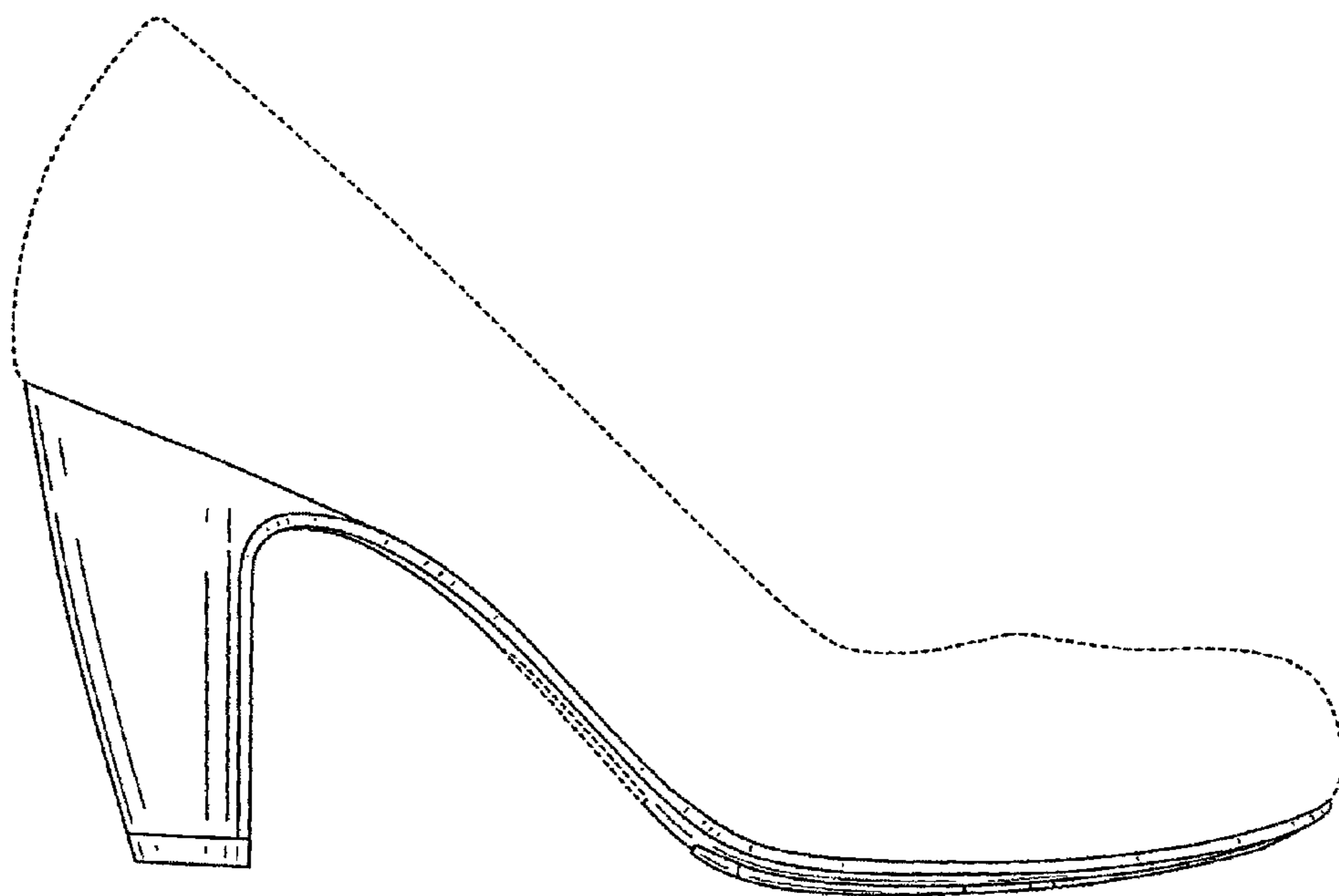


FIG. 4

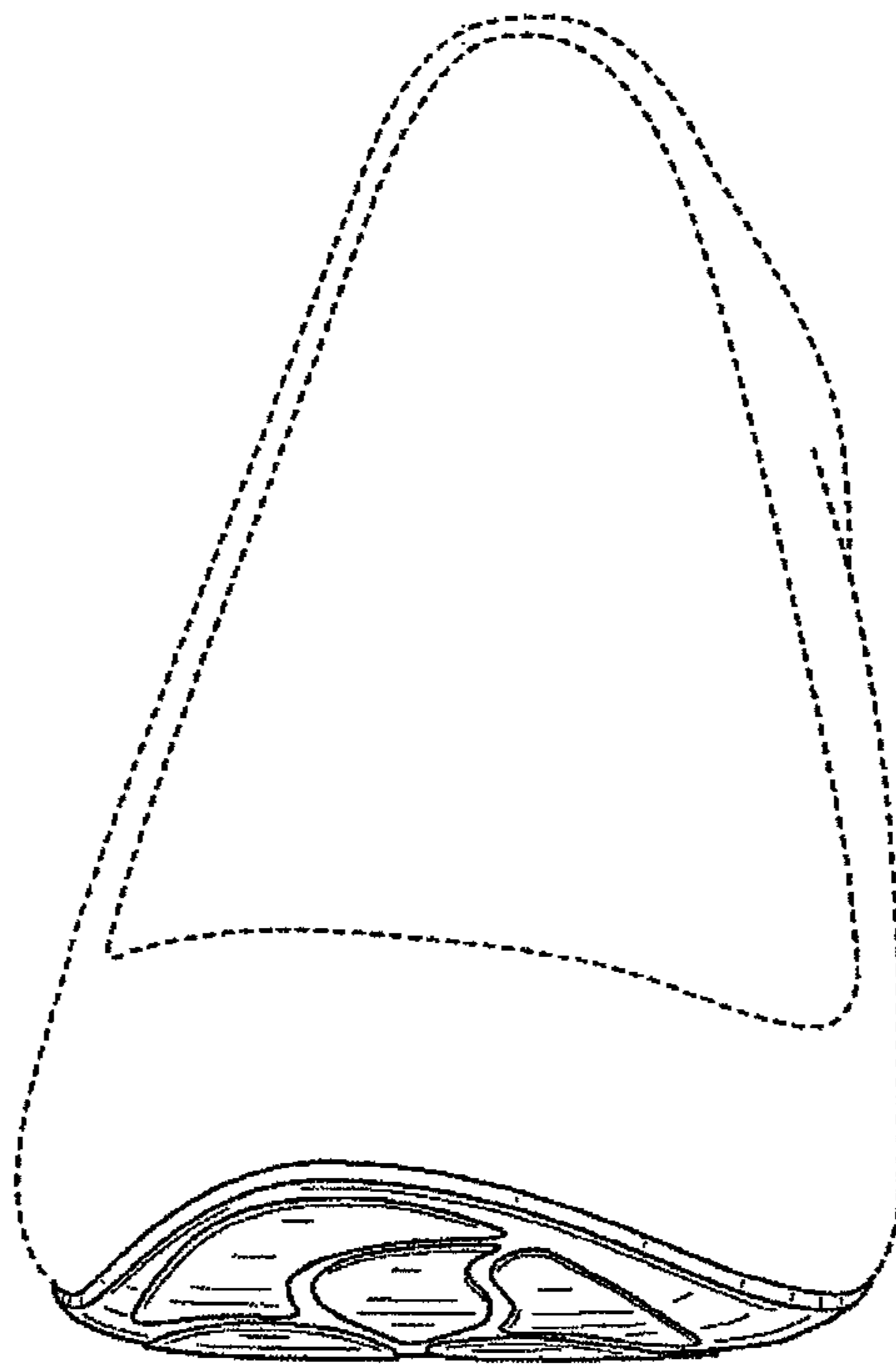


FIG. 5

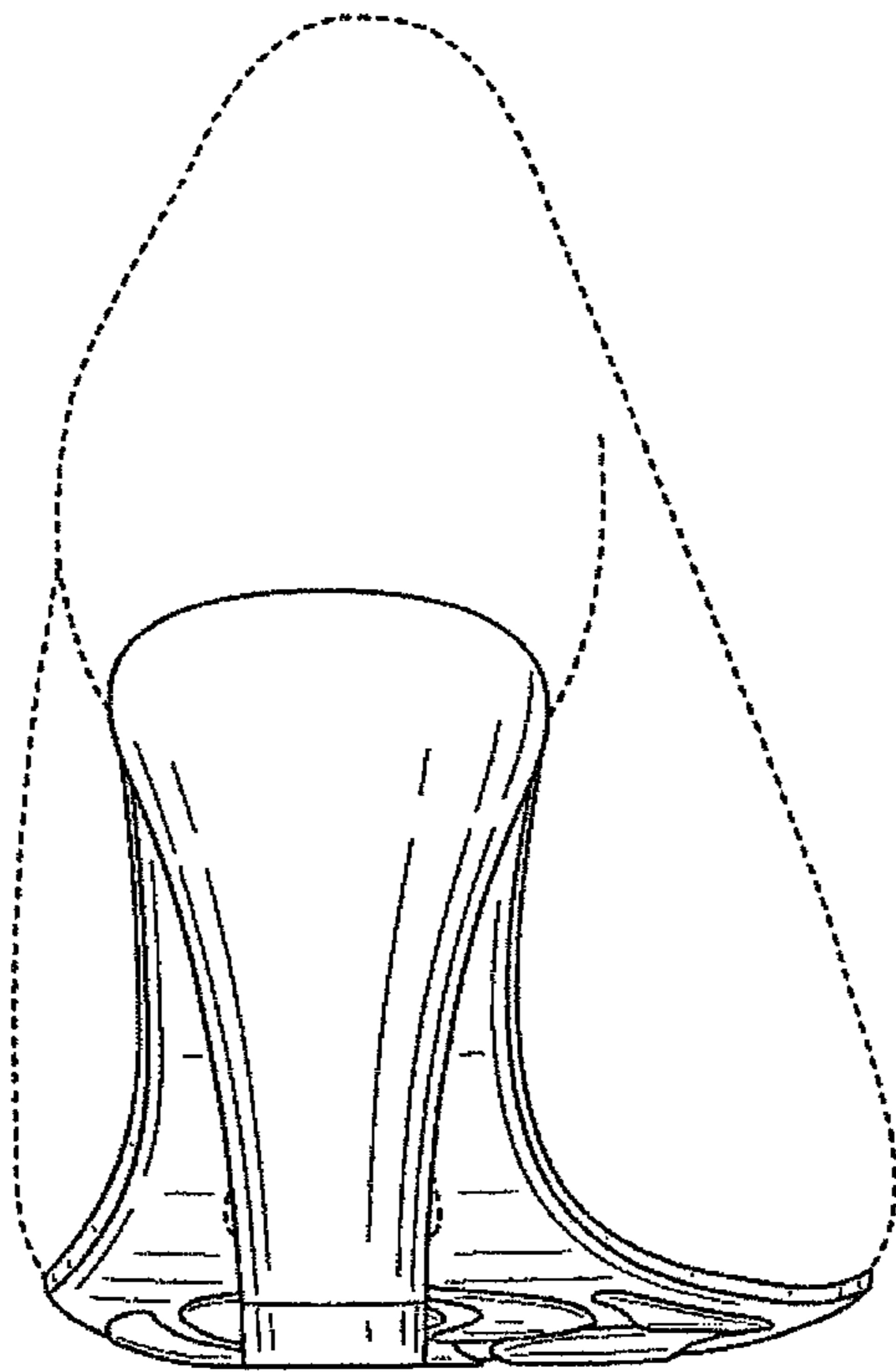


FIG. 6