



US00D702028S

(12) **United States Design Patent**
Truelsen

(10) **Patent No.:** **US D702,028 S**

(45) **Date of Patent:** **** Apr. 8, 2014**

(54) **SOLE**

(75) **Inventor:** **Ejnar Truelsen, Tonder (DK)**

(73) **Assignee:** **Ecco Sko A/S, Bredebro (DK)**

(**) **Term:** **14 Years**

(21) **Appl. No.:** **29/403,363**

(22) **Filed:** **Oct. 5, 2011**

(30) **Foreign Application Priority Data**

Apr. 11, 2011 (EM) 001849050-0002

(51) **LOC (10) Cl.** **02-04**

(52) **U.S. Cl.**
USPC **D2/951**

(58) **Field of Classification Search**

USPC D2/902, 906, 908, 916, 918, 925,
D2/946-962, 977; 36/3 B, 22 R, 24.5, 25 R,
36/28, 32 R, 34 R, 59 C, 67 A, 103
See application file for complete search history.

(56) **References Cited**

U.S. PATENT DOCUMENTS

| | | | | |
|-----------|-----|---------|-----------------|--------|
| 4,402,146 | A * | 9/1983 | Parracho et al. | 36/129 |
| D272,200 | S * | 1/1984 | Autry et al. | D2/958 |
| D420,208 | S * | 2/2000 | Birkenstock | D2/911 |
| D458,033 | S * | 6/2002 | Cassingham | D5/59 |
| D472,057 | S * | 3/2003 | Cassingham | D5/59 |
| D524,017 | S * | 7/2006 | Burg | D2/954 |
| D541,052 | S * | 4/2007 | Miller et al. | D5/53 |
| D546,035 | S * | 7/2007 | Belley et al. | D2/956 |
| D552,835 | S * | 10/2007 | Belley et al. | D2/955 |

| | | | | |
|--------------|------|---------|----------------|--------|
| D571,542 | S * | 6/2008 | Wilken | D2/952 |
| D578,280 | S * | 10/2008 | Wilken | D2/952 |
| D585,634 | S * | 2/2009 | McClaskie | D2/952 |
| D616,637 | S * | 6/2010 | Taestensen | D2/955 |
| D616,641 | S * | 6/2010 | Martinez | D2/961 |
| D618,894 | S * | 7/2010 | Taestensen | D2/953 |
| D631,644 | S * | 2/2011 | Simms | D2/906 |
| D653,844 | S * | 2/2012 | Smith | D2/951 |
| 2011/0072687 | A1 * | 3/2011 | Bobbett et al. | 36/127 |
| 2013/0091740 | A1 * | 4/2013 | Jones | 36/59 |

* cited by examiner

Primary Examiner — T. Chase Nelson

(74) *Attorney, Agent, or Firm* — McCormick, Paulding & Huber LLP

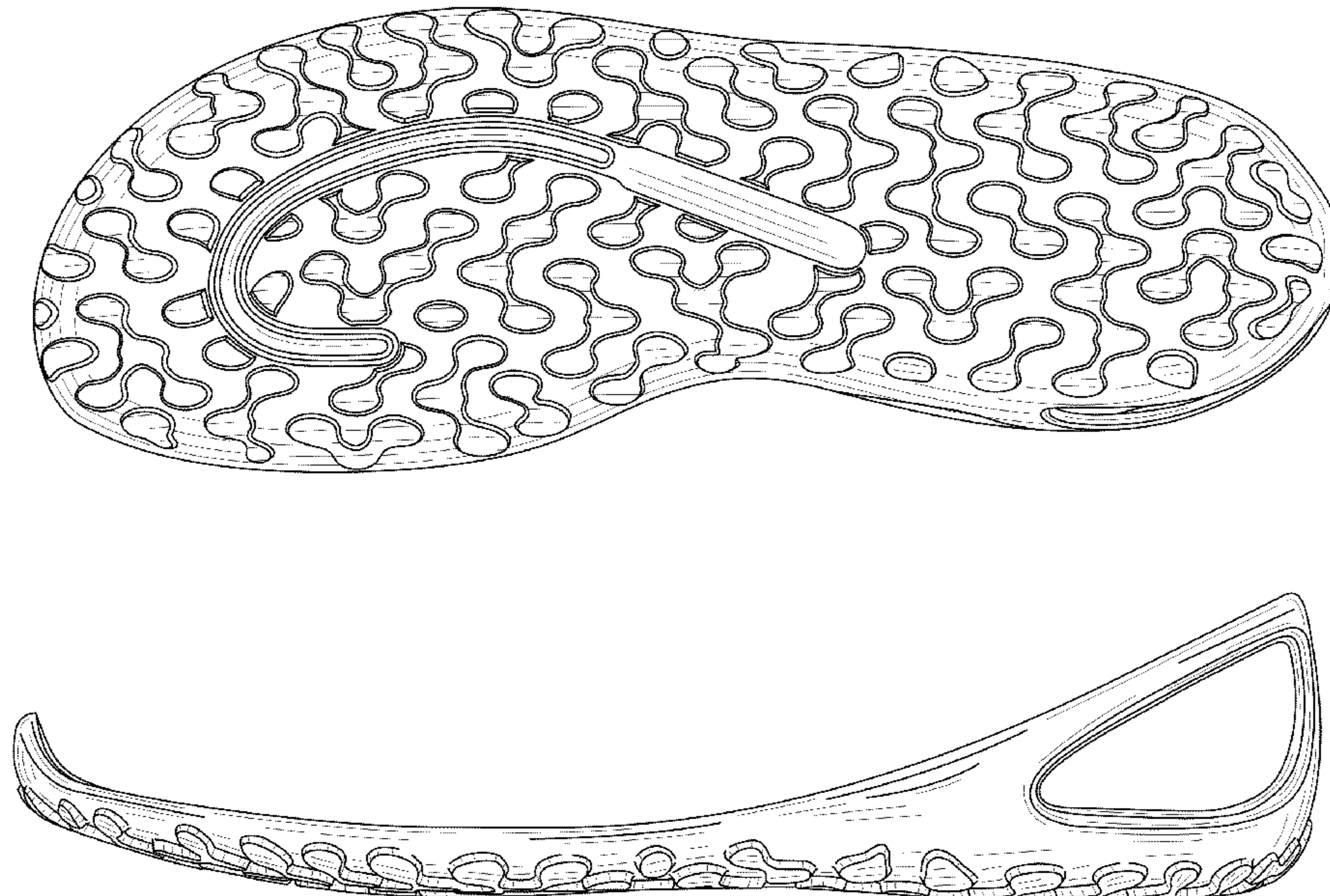
(57) **CLAIM**

The ornamental design for a sole, substantially as shown and described.

DESCRIPTION

FIG. 1 is a front, top, right-hand side perspective view of a sole comprising a new, original and ornamental design; FIG. 2 is a rear view of a sole comprising the new, original and ornamental design; FIG. 3 is a bottom view of a sole comprising the new, original and ornamental design; FIG. 4 is a left-hand side view of a sole comprising the new, original and ornamental design; FIG. 5 is a right-hand side view of a sole comprising the new, original and ornamental design; FIG. 6 is a front view of a sole comprising the new, original and ornamental design; and, FIG. 7 is a top view of a sole comprising the new, original and ornamental design.

1 Claim, 4 Drawing Sheets






FIG. 1

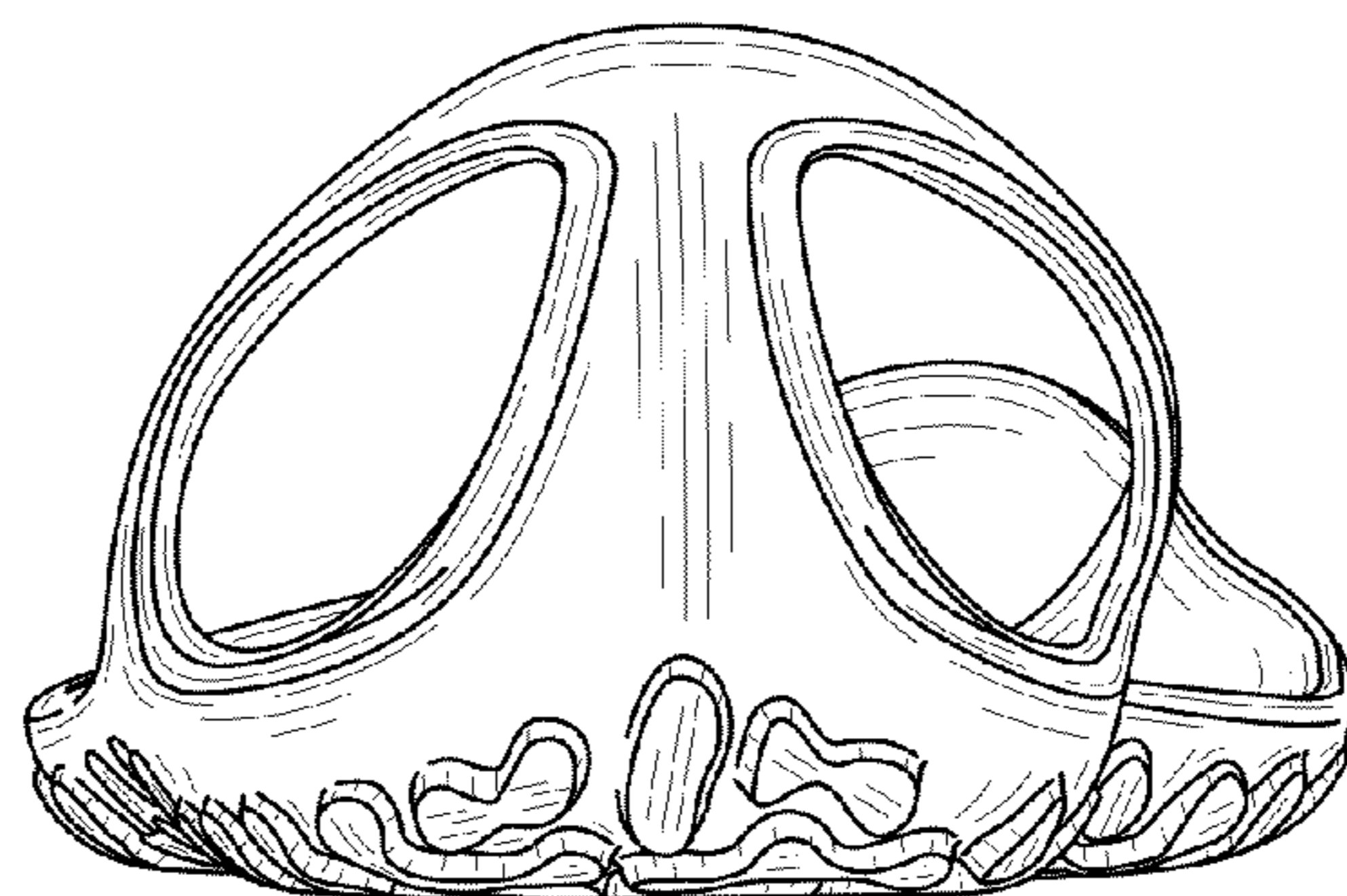


FIG. 2

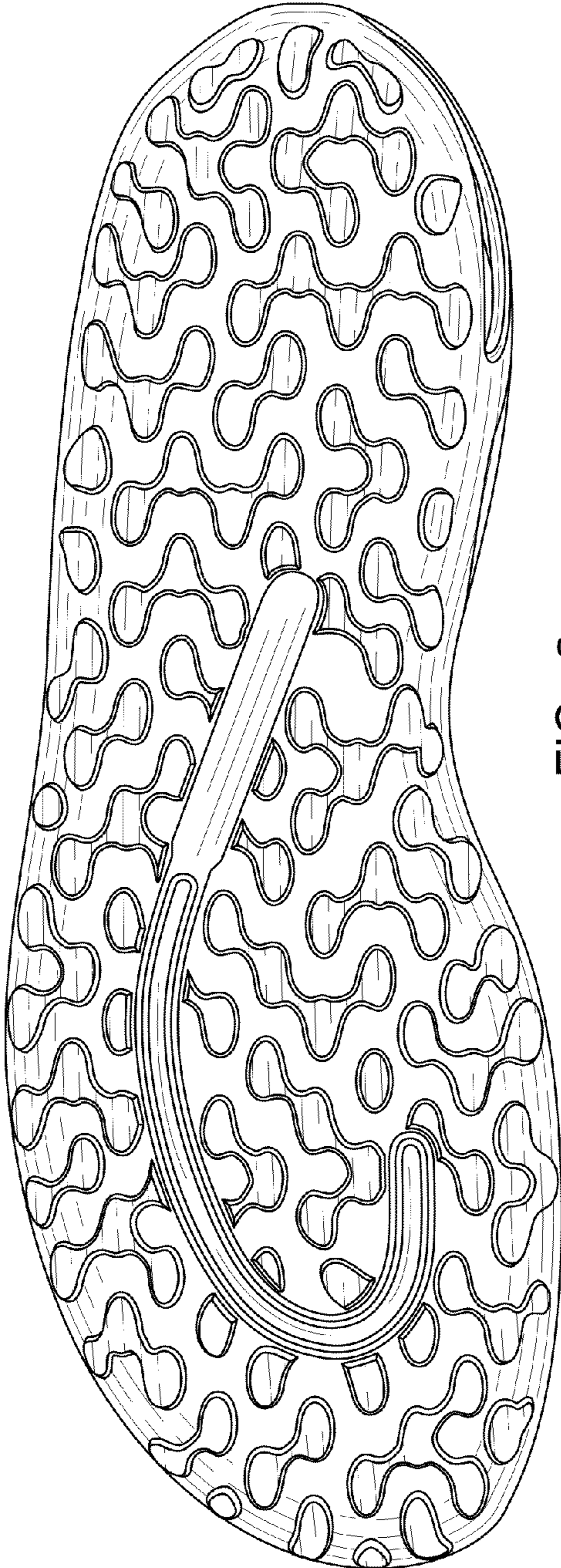


FIG. 3




FIG. 4

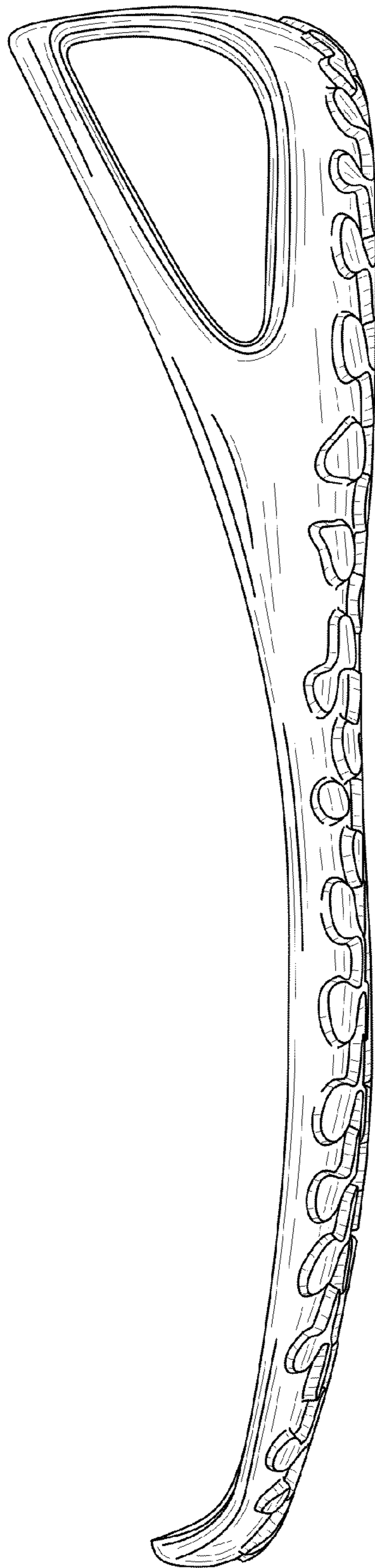


FIG. 5

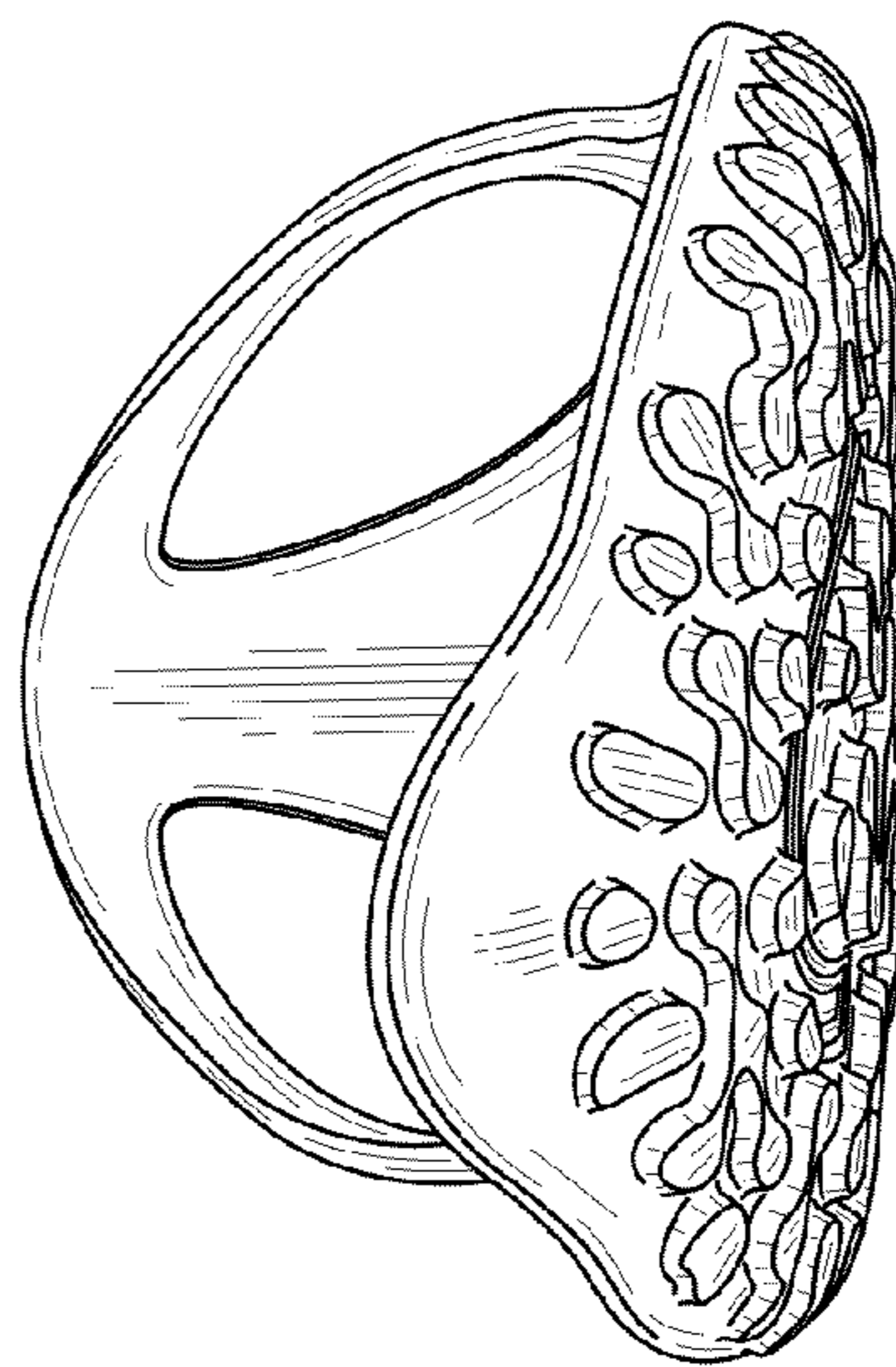


FIG. 6

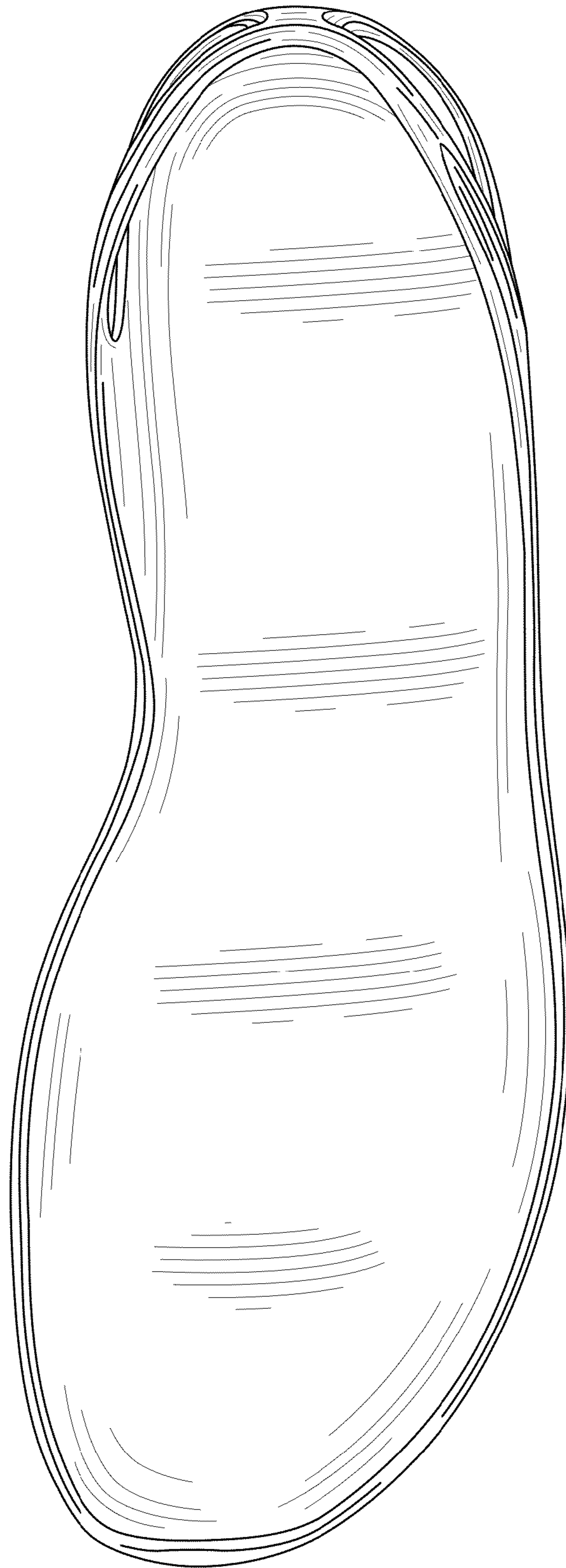


FIG. 7