



US00D702025S

(12) **United States Design Patent**
Della Valle et al.

(10) **Patent No.:** **US D702,025 S**
(45) **Date of Patent:** **** Apr. 8, 2014**

- (54) **SHOE**
- (71) Applicant: **TOD's S.p.A.**, Sant'Elpidio a Mare (IT)
- (72) Inventors: **Andrea Della Valle**, Sant'Elpidio a Mare (IT); **Francesco Celin**, Sant'Elpidio a Mare (IT)
- (73) Assignee: **Tod's S.p.A.**, Sant'Elpidio a Mare (Fermo) (IT)
- (**) Term: **14 Years**
- (21) Appl. No.: **29/438,575**
- (22) Filed: **Nov. 30, 2012**
- (30) **Foreign Application Priority Data**

Jun. 5, 2012 (EM) 002052753

- (51) **LOC (10) Cl.** **02-04**
- (52) **U.S. Cl.**
USPC **D2/908; D2/944**
- (58) **Field of Classification Search**
USPC D2/896, 902, 906, 907, 908, 929, 943, D2/944, 945, 947, 951, 953, 954, 960, 969, D2/972, 973, 976, 977, 978; 36/83, 113, 36/114, 115, 126, 127, 128, 129, 130, 131, 36/136, 137, 3 A, 3 B, 25 R, 30 R, 32 R, 45, 36/50.1, 57
See application file for complete search history.

(56) **References Cited**

U.S. PATENT DOCUMENTS

D35,928 S *	6/1902	Buskirk	D5/56
D247,334 S *	2/1978	Sasaki	D2/908
D258,546 S *	3/1981	Famolare, Jr.	D2/908
D258,772 S *	4/1981	Norton et al.	D2/907
D259,674 S *	6/1981	Levin	D2/907
D278,093 S *	3/1985	Ueda	D2/907

4,584,783 A *	4/1986	Dobbin	36/50.1
D449,426 S *	10/2001	Pollastrelli	D2/908
D461,295 S	8/2002	Pollastrelli		
D480,540 S	10/2003	Hoyt et al.		
D503,519 S *	4/2005	Della Valle	D2/907
D540,516 S	4/2007	Weitzman		
D577,180 S	9/2008	Della Valle		
D590,137 S *	4/2009	Austin	D2/897
D592,837 S	5/2009	Vico et al.		
D593,741 S	6/2009	Vico et al.		
D604,482 S	11/2009	Fletcher		
D626,312 S	11/2010	Della Valle et al.		
D628,778 S *	12/2010	Hardy	D2/908
D634,520 S	3/2011	Choi		
D636,155 S	4/2011	Della Valle et al.		

(Continued)

OTHER PUBLICATIONS

U.S. Appl. No. 29/438,624, filed Nov. 30, 2012, Shoe.

(Continued)

Primary Examiner — Elizabeth J Oswecki

(74) *Attorney, Agent, or Firm* — Knobbe, Martens, Olson & Bear LLP


(57) **CLAIM**

The ornamental design for a shoe, as shown and described.

DESCRIPTION

FIG. 1 is a front elevational view of a shoe showing our new design.
 FIG. 2 is a rear elevational view thereof.
 FIG. 3 is a right side elevational view thereof.
 FIG. 4 is a left side elevational view thereof.
 FIG. 5 is a top plan view thereof.
 FIG. 6 is a bottom plan view thereof; and,
 FIG. 7 is a front perspective view thereof.
 The broken lines in FIGS. 1-7 depict lines of stitching, which form part of the claimed design.

1 Claim, 7 Drawing Sheets



(56)

References Cited

U.S. PATENT DOCUMENTS

D636,156 S * 4/2011 Della Valle et al. D2/907
D637,798 S * 5/2011 Della Valle et al. D2/908
D641,145 S 7/2011 Della Valle et al.
D643,187 S * 8/2011 Hardy D2/907
D659,359 S 5/2012 Van Zyll De Jong et al.
D665,562 S * 8/2012 Di Nucci D2/902
D680,712 S * 4/2013 Della Valle et al. D2/908
D680,714 S 4/2013 Della Valle et al.
D681,314 S * 5/2013 Dumain D2/902
D681,315 S * 5/2013 Della Valle et al. D2/908

D681,317 S 5/2013 Della Valle et al.
D691,357 S * 10/2013 Della Valle et al. D2/953
D691,358 S * 10/2013 Della Valle et al. D2/953
D691,360 S * 10/2013 Della Valle et al. D2/953
2010/0275470 A1* 11/2010 Hoffer et al. 36/3 R

OTHER PUBLICATIONS

U.S. Appl. No. 29/438,632, filed Nov. 30, 2012, Shoe.
U.S. Appl. No. 29/438,597, filed Nov. 30, 2012, Shoe Sole.
U.S. Appl. No. 29/455,620, filed May 22, 2013, Shoe.

* cited by examiner

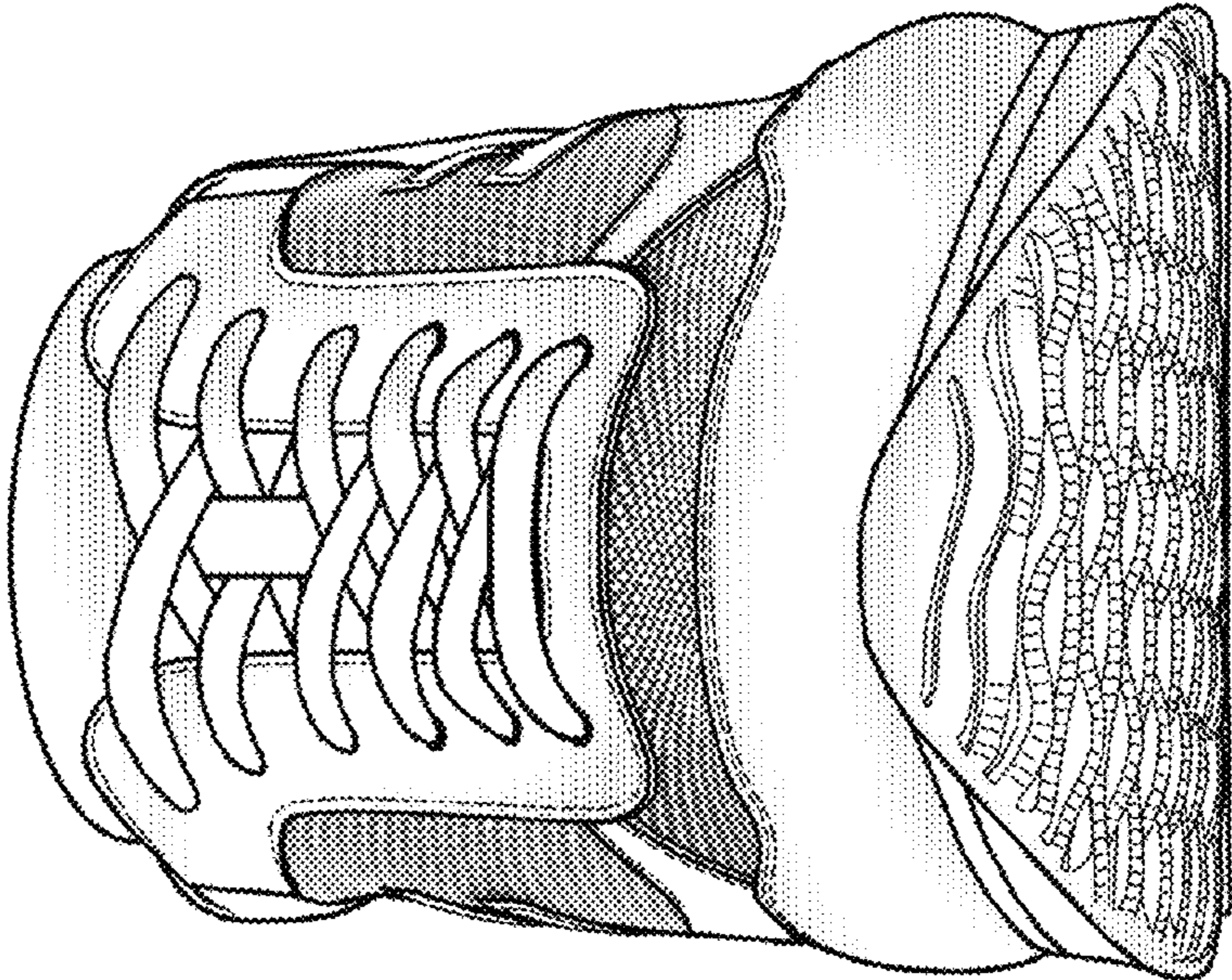


FIG. 1

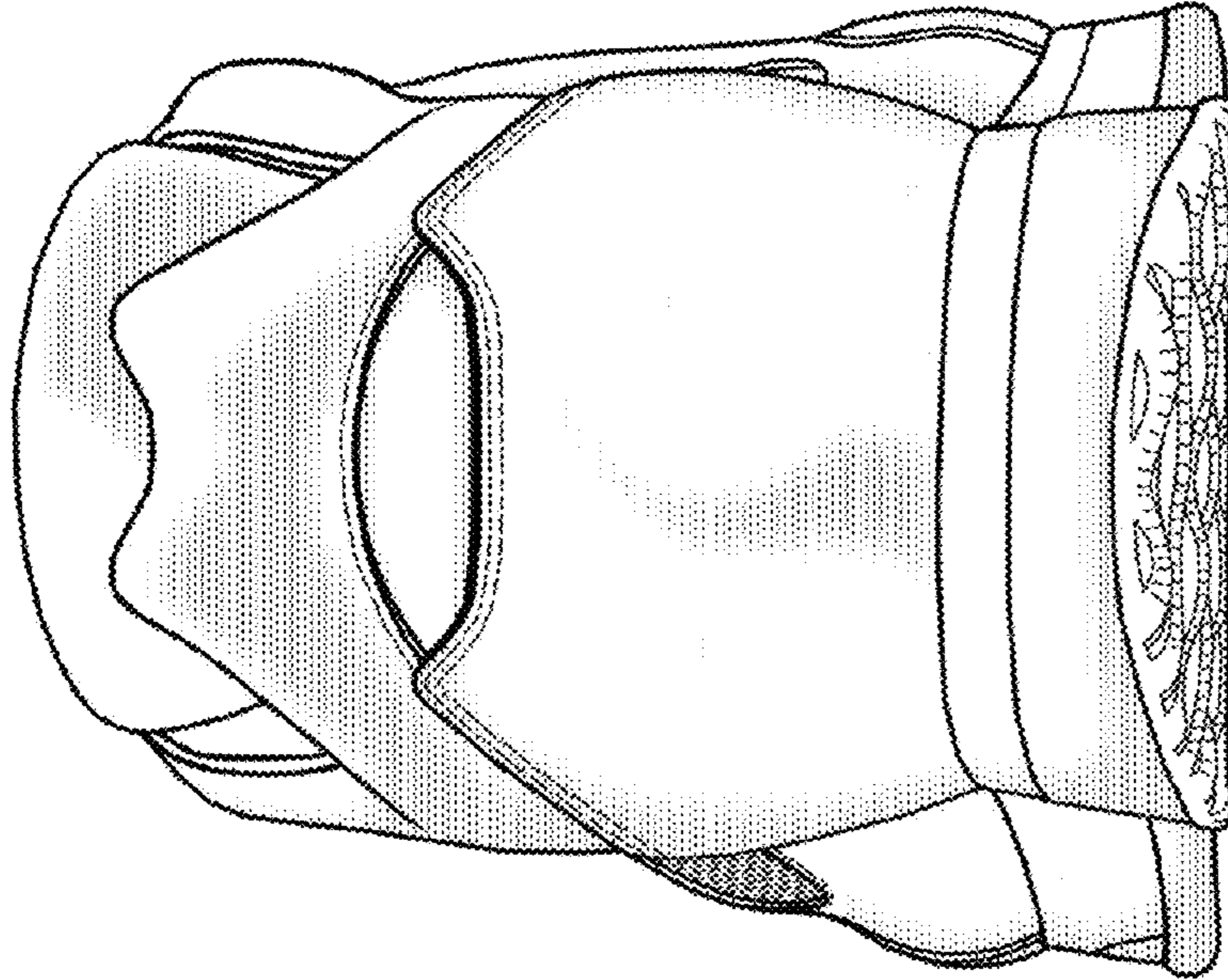


FIG. 2




FIG. 3

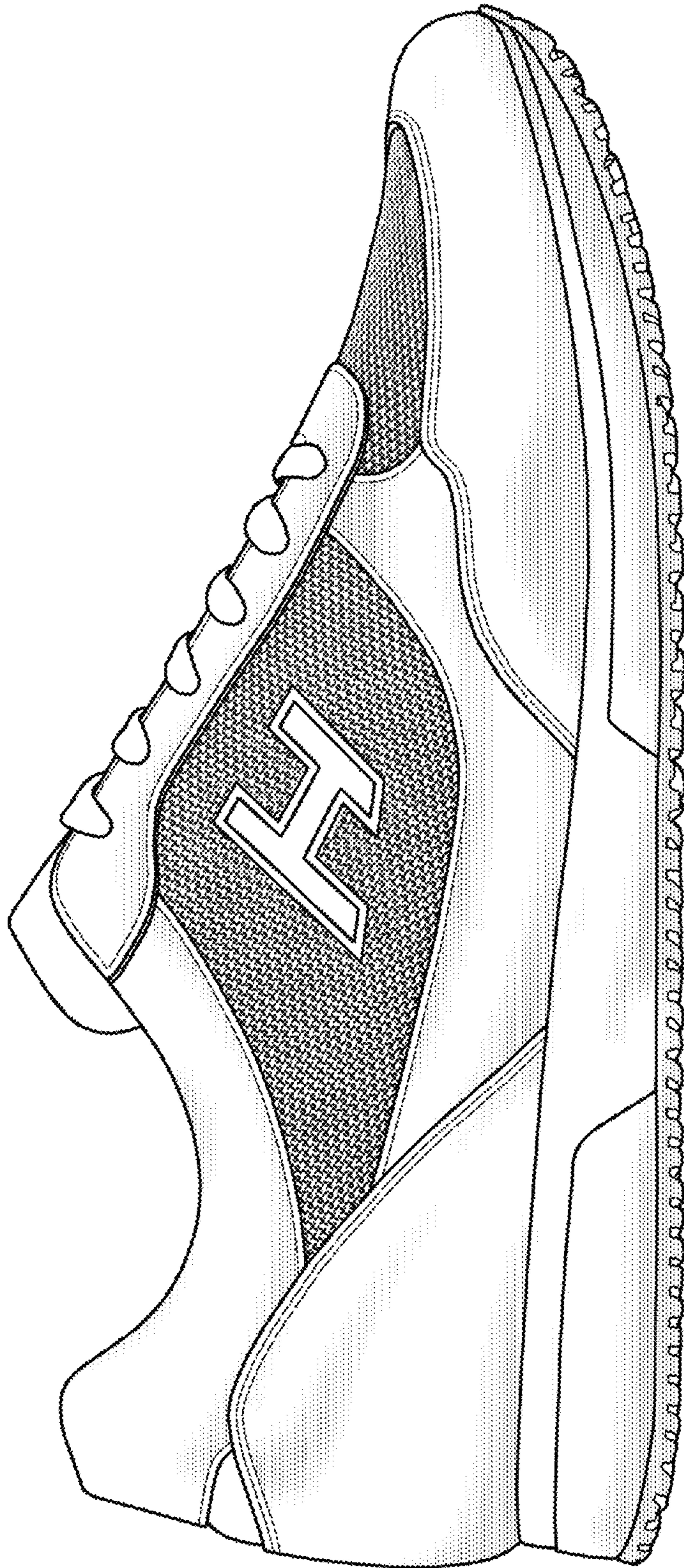


FIG. 4

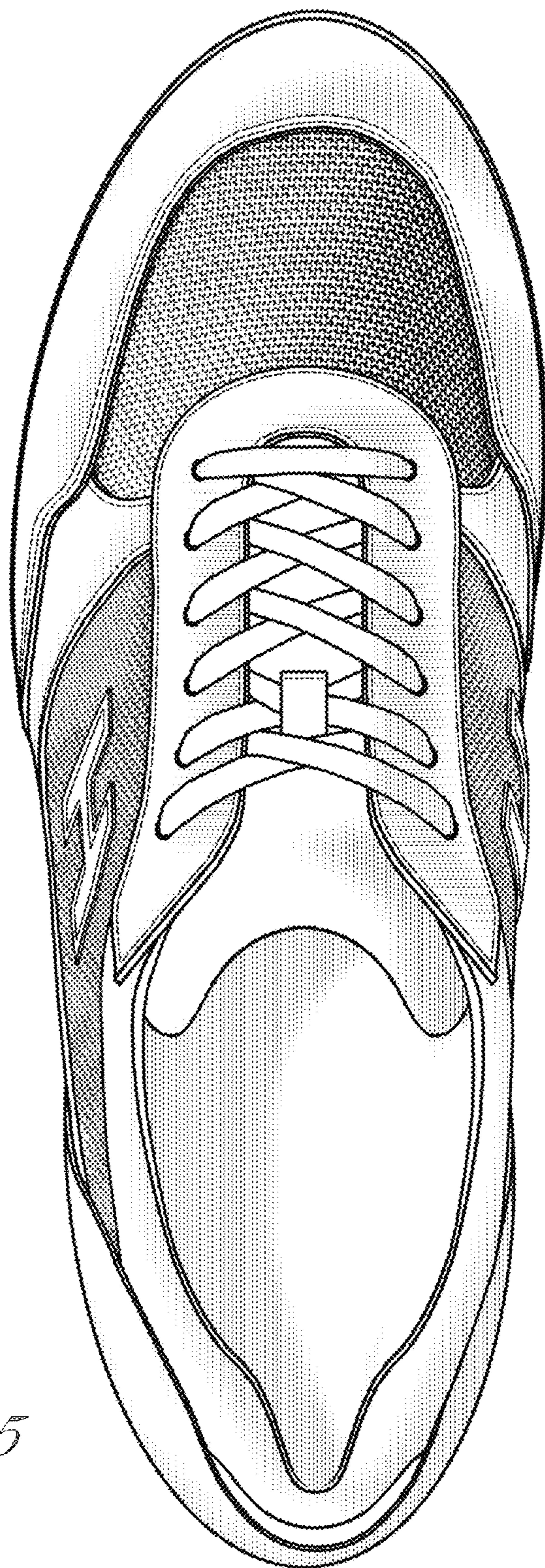


FIG. 5

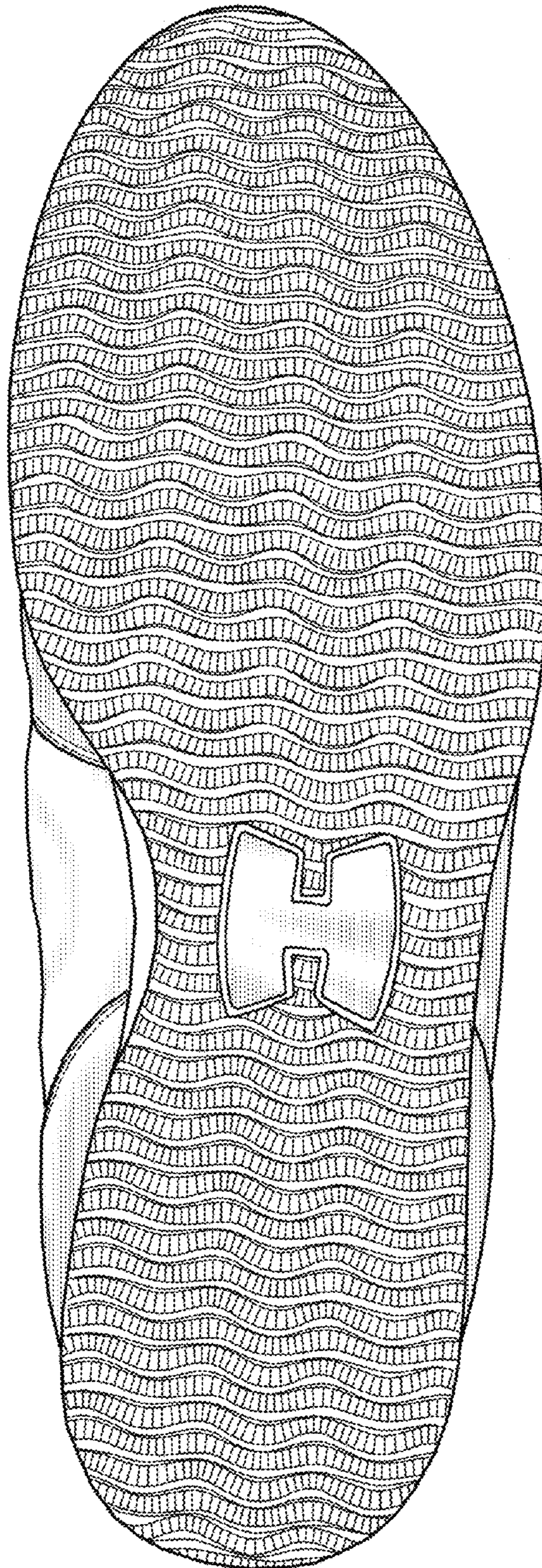


FIG. 6




FIG. 7