



US00D702024S

(12) **United States Design Patent**
Della Valle et al.

(10) **Patent No.:** **US D702,024 S**
(45) **Date of Patent:** **** Apr. 8, 2014**

- (54) **SHOE**
- (71) Applicant: **Tod's S.p.A.**, Sant'Elpidio a Mare (IT)
- (72) Inventors: **Andrea Della Valle**, Sant'Elpidio a Mare (IT); **Sylvie Bourdin**, Sant'Elpidio a Mare (IT)
- (73) Assignee: **Tod's S.p.A.**, Sant'Elpidio a Mare (Fermo) (IT)
- (**) Term: **14 Years**
- (21) Appl. No.: **29/438,584**
- (22) Filed: **Nov. 30, 2012**
- (30) **Foreign Application Priority Data**

D278,093 S *	3/1985	Ueda	D2/907
4,584,783 A *	4/1986	Dobbin	36/50.1
D449,426 S *	10/2001	Pollastrelli	D2/908
D461,295 S	8/2002	Pollastrelli	
D503,519 S *	4/2005	Della Valle	D2/907
D540,516 S	4/2007	Weitzman	
D577,180 S	9/2008	Della Valle	
D590,137 S *	4/2009	Austin	D2/897
D592,837 S	5/2009	Vico et al.	
D593,741 S	6/2009	Vico et al.	
D611,232 S	3/2010	Della Valle et al.	
D626,312 S	11/2010	Della Valle et al.	
D628,777 S *	12/2010	Bourdin et al.	D2/908
D628,778 S *	12/2010	Hardy	D2/908
D634,520 S	3/2011	Choi	
D636,155 S	4/2011	Della Valle et al.	
D636,156 S *	4/2011	Della Valle et al.	D2/907
D637,798 S *	5/2011	Della Valle et al.	D2/908
D641,145 S	7/2011	Della Valle et al.	
D643,187 S *	8/2011	Hardy	D2/907
D659,359 S	5/2012	Van Zyll De Jong et al.	

(Continued)

- Jun. 5, 2012 (EM) 002052753
- (51) **LOC (10) Cl.** **02-04**
- (52) **U.S. Cl.**
USPC **D2/902; D2/944**
- (58) **Field of Classification Search**
USPC D2/896, 902, 906, 907, 908, 909, 910,
D2/911, 912, 929, 943, 944, 945, 947, 951,
D2/953, 954, 960, 969, 970, 972, 973, 976,
D2/977, 978; 36/83, 113, 114, 115, 126,
36/127, 128, 129, 130, 131, 136, 137, 3 A,
36/3 B, 25 R, 30 R, 32 R, 45, 50.1, 57
See application file for complete search history.

Primary Examiner — Elizabeth J Oswecki
(74) *Attorney, Agent, or Firm* — Knobbe, Martens, Olson & Bear LLP

- (56) **References Cited**
U.S. PATENT DOCUMENTS
D35,928 S * 6/1902 Buskirk D5/56
D247,334 S * 2/1978 Sasaki D2/908
D258,546 S * 3/1981 Famolare, Jr. D2/908
D258,772 S * 4/1981 Norton et al. D2/907
D259,674 S * 6/1981 Levin D2/907

(57) **CLAIM**
The ornamental design for a shoe, as shown and described.

DESCRIPTION

FIG. 1 is a front elevational view of a shoe showing our new design.
FIG. 2 is a rear elevational view thereof.
FIG. 3 is a right side elevational view thereof.
FIG. 4 is a left side elevational view thereof.
FIG. 5 is a top plan view thereof.
FIG. 6 is a bottom plan view thereof; and,
FIG. 7 is a front perspective view thereof.
The broken lines in FIGS. 1-5 and 7 depict lines of stitching, which form part of the claimed design.

1 Claim, 7 Drawing Sheets



(56)

References Cited

U.S. PATENT DOCUMENTS

D665,562 S *	8/2012	Di Nucci	D2/902	D680,714 S	4/2013	Della Valle et al.	
D673,759 S *	1/2013	Bourdin et al.	D2/908	D681,314 S *	5/2013	Dumain	D2/902
D673,760 S *	1/2013	Della Valle et al.	D2/908	D681,315 S *	5/2013	Della Valle et al.	D2/908
D673,761 S *	1/2013	Della Valle et al.	D2/908	D681,316 S	5/2013	Della Valle et al.	
D680,712 S *	4/2013	Della Valle et al.	D2/908	D681,317 S	5/2013	Della Valle et al.	
D680,713 S *	4/2013	Della Valle et al.	D2/908	D691,357 S *	10/2013	Della Valle et al.	D2/953
				D691,358 S *	10/2013	Della Valle et al.	D2/953
				D691,360 S *	10/2013	Della Valle et al.	D2/953
				2010/0275470 A1 *	11/2010	Hoffer et al.	36/3 R

* cited by examiner

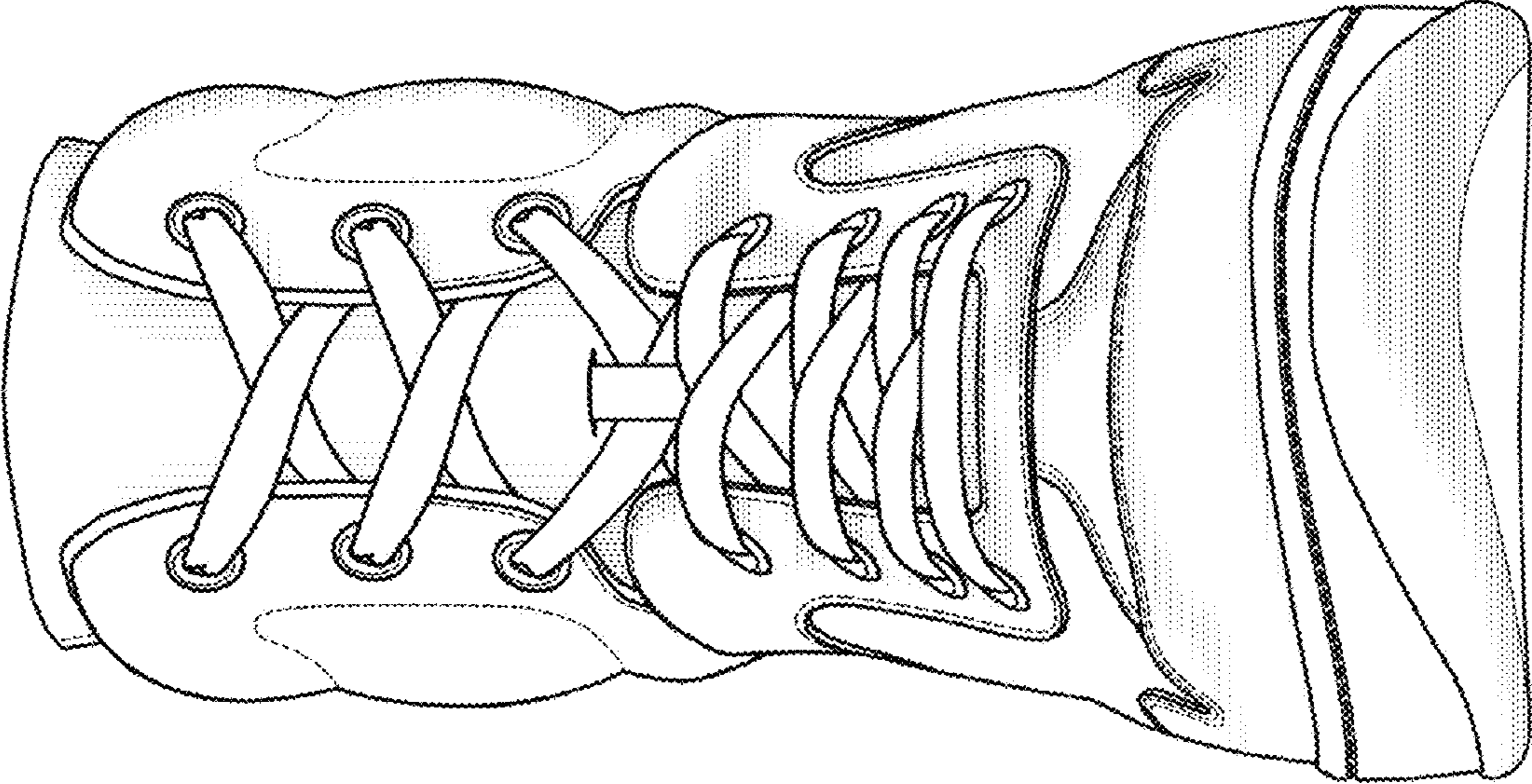


FIG. 1

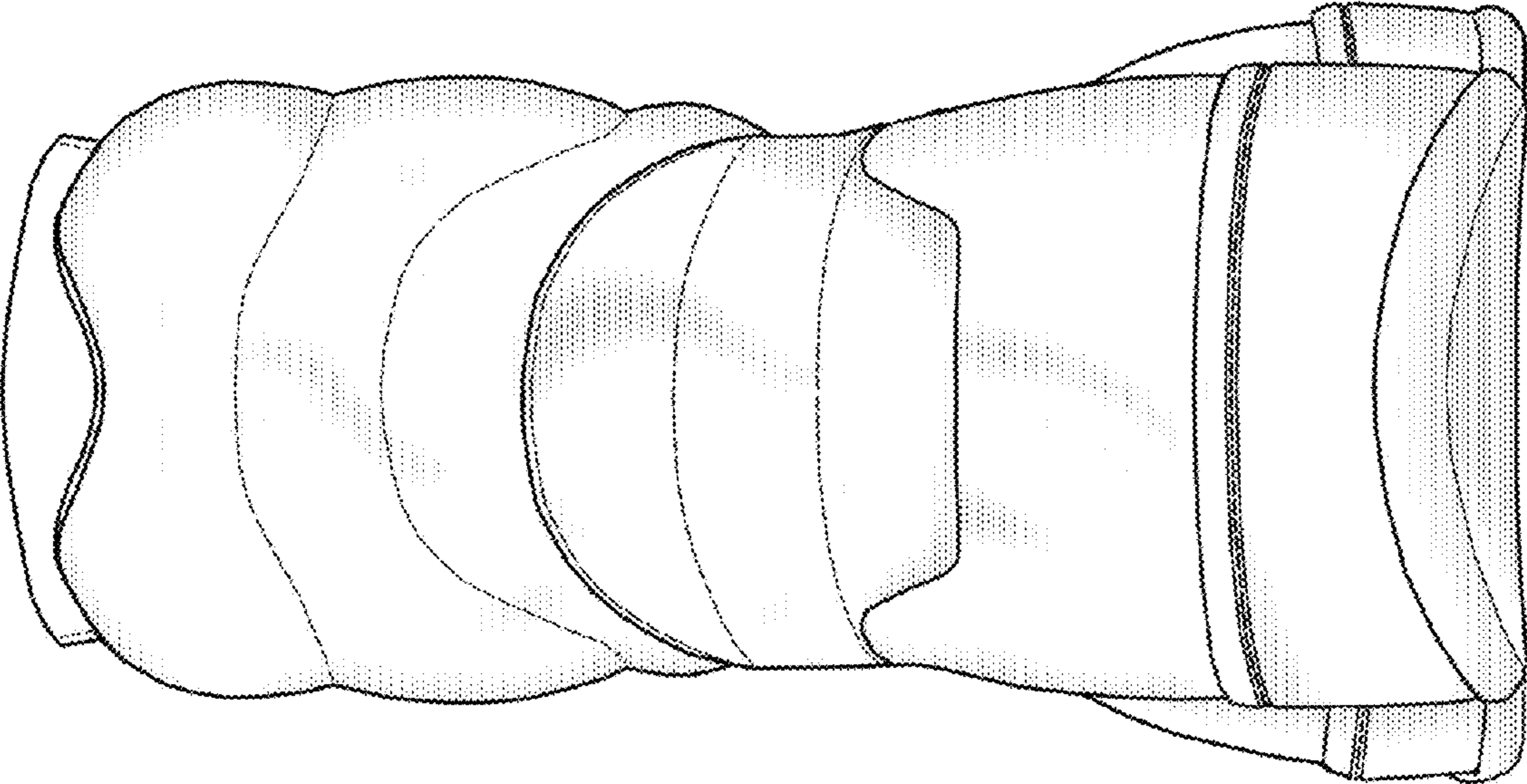


FIG. 2

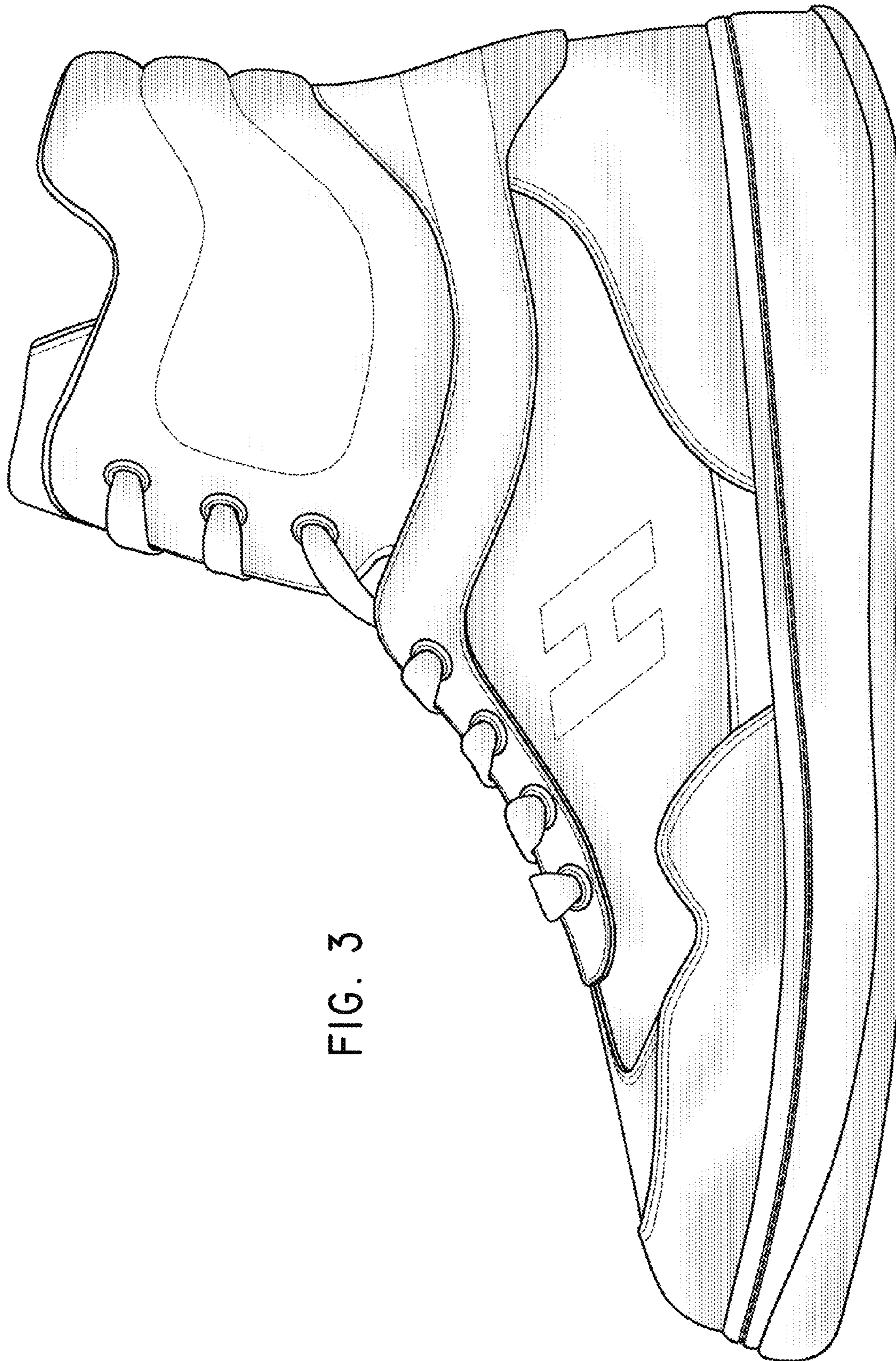
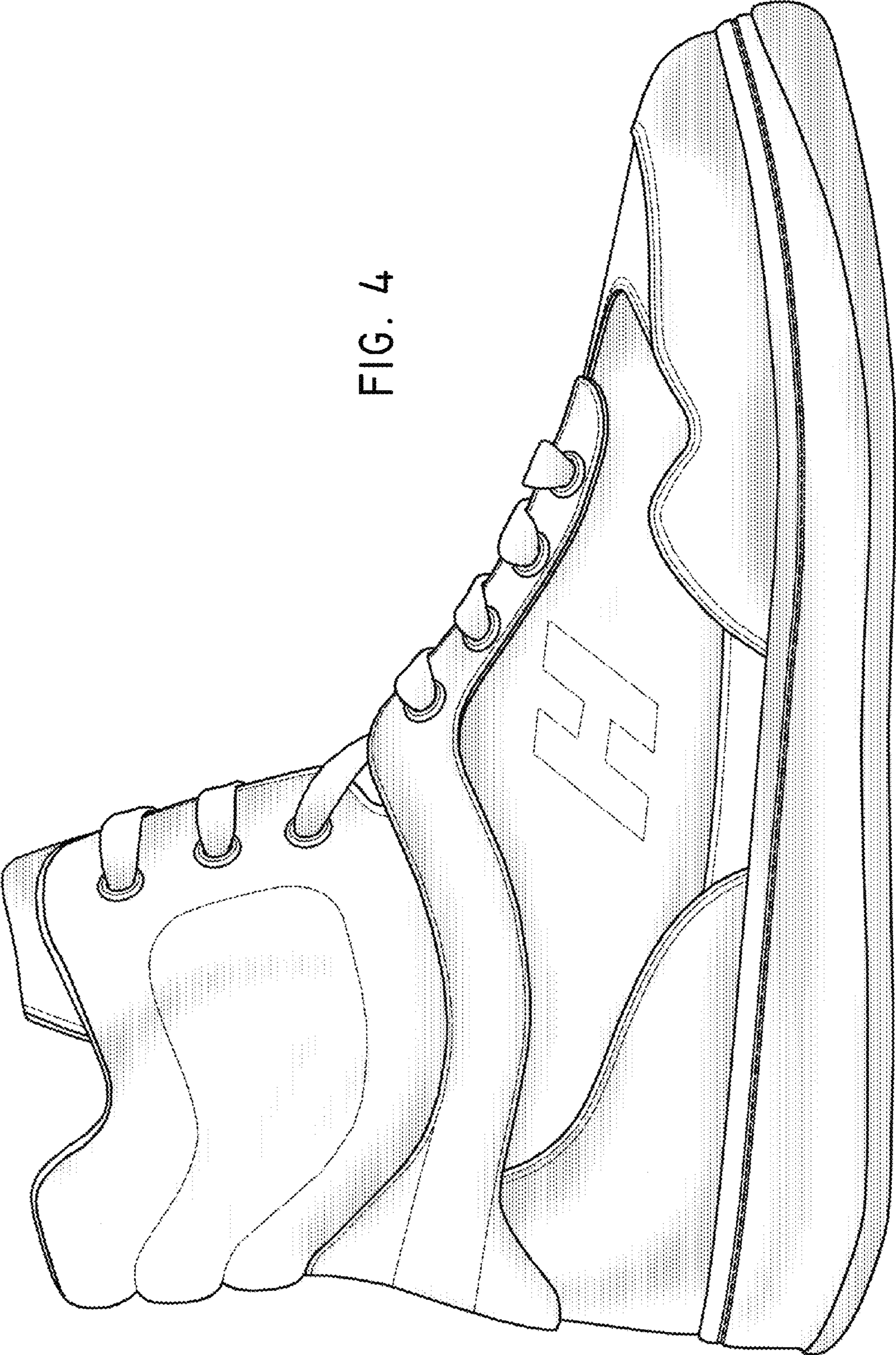


FIG. 3

FIG. 4



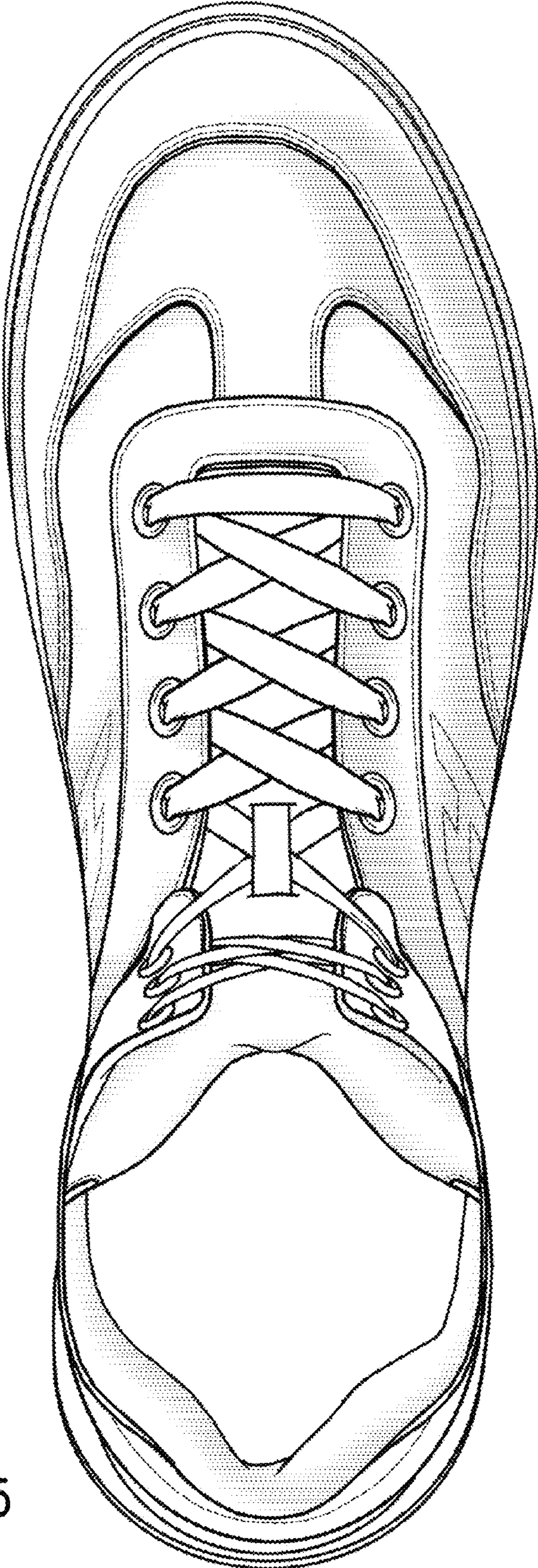


FIG. 5

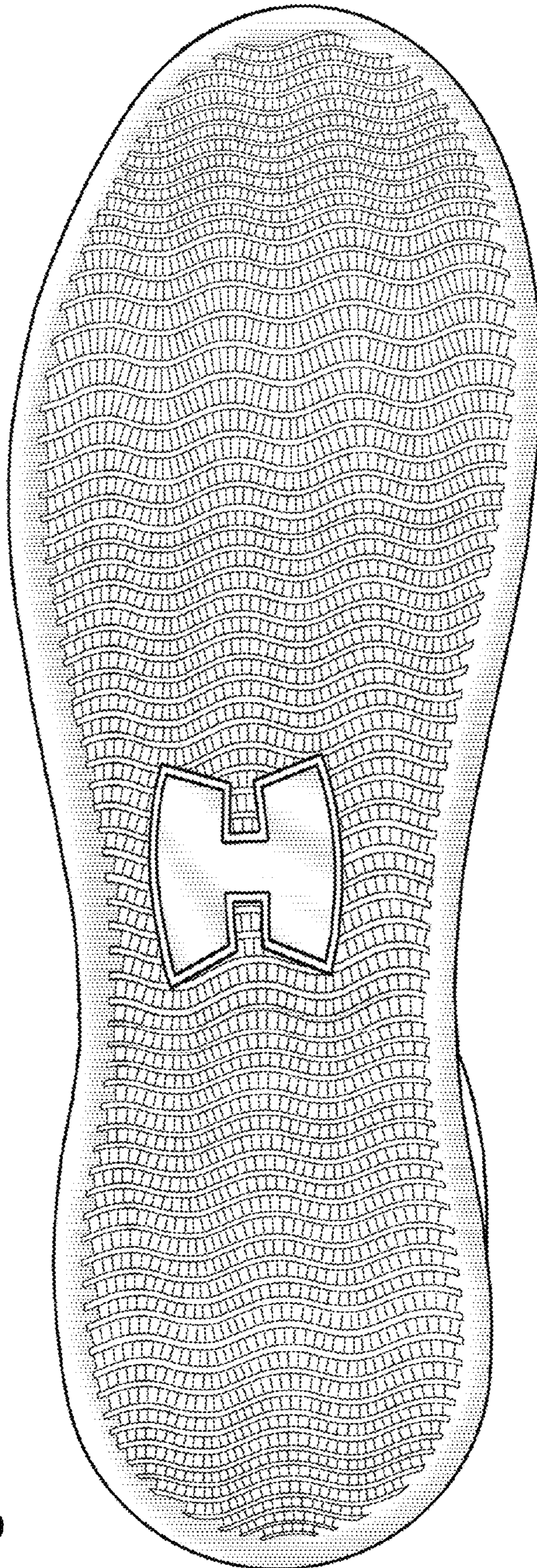


FIG. 6




FIG. 7