



US00D702015S

(12) **United States Design Patent**  
**Abedelal et al.**

(10) **Patent No.:** **US D702,015 S**  
(45) **Date of Patent:** **\*\* Apr. 1, 2014**

(54) **MONEY BANK**

(75) Inventors: **Akram Abdelal**, Lombard, IL (US);  
**Dino Crisanti**, Lyons, IL (US)

(73) Assignee: **Squirrel & Company**, Lombard, IL  
(US)

(\*\*) Term: **14 Years**

(21) Appl. No.: **29/416,536**

(22) Filed: **Mar. 23, 2012**

(51) **LOC (10) Cl.** ..... **99-00**

(52) **U.S. Cl.**  
USPC ..... **D99/37**

(58) **Field of Classification Search**  
USPC ..... D99/28, 34, 35, 36, 37, 38, 43, 99;  
D18/3.1, 3.2, 12, 12.1, 46, 47; 206/0.8,  
206/0.81, 0.815, 0.82, 0.83, 0.84; 109/1 R,  
109/1 V, 2, 3, 4, 45; 446/8, 9, 10, 11, 12, 13  
See application file for complete search history.

(56) **References Cited**

**U.S. PATENT DOCUMENTS**

D13,400 S *	11/1882	Ritchel	.....	D99/38
D21,231 S *	12/1891	Menke	.....	D99/37
1,644,495 A	10/1927	Shafer		
D147,345 S *	8/1947	Moran	.....	D99/38
2,448,951 A	9/1948	Baum		
D156,365 S *	12/1949	O'Malley	.....	D99/38
D161,318 S *	12/1950	Cooper	.....	D99/38
D162,255 S *	2/1951	Stier	.....	D99/38
D170,574 S	10/1953	Hickey		
D183,723 S *	10/1958	Corwin	.....	D99/37
4,079,540 A	3/1978	Boyett, III et al.		
4,401,259 A	8/1983	Knutson		

D276,962 S *	1/1985	Moore	.....	D6/450
4,673,368 A	6/1987	Bush		
5,482,487 A	1/1996	Harris		
D368,790 S	4/1996	Sternberg		
D373,222 S *	8/1996	Chen	.....	D28/87
5,580,292 A	12/1996	Gaportsin		
D385,598 S	10/1997	Stephensen et al.		
5,716,211 A	2/1998	Vetter		
6,186,852 B1	2/2001	Davis		
D470,543 S	2/2003	Searls et al.		
D503,505 S	3/2005	Beacham		
D505,832 S *	6/2005	Rosow	.....	D7/515
6,976,619 B2	12/2005	Beacham et al.		
D522,710 S	6/2006	Beacham		
7,383,980 B1	6/2008	Beacham		
7,500,595 B1	3/2009	Beacham		

\* cited by examiner

*Primary Examiner* — Elizabeth J Oswecki

(74) *Attorney, Agent, or Firm* — Nixon Peabody LLP

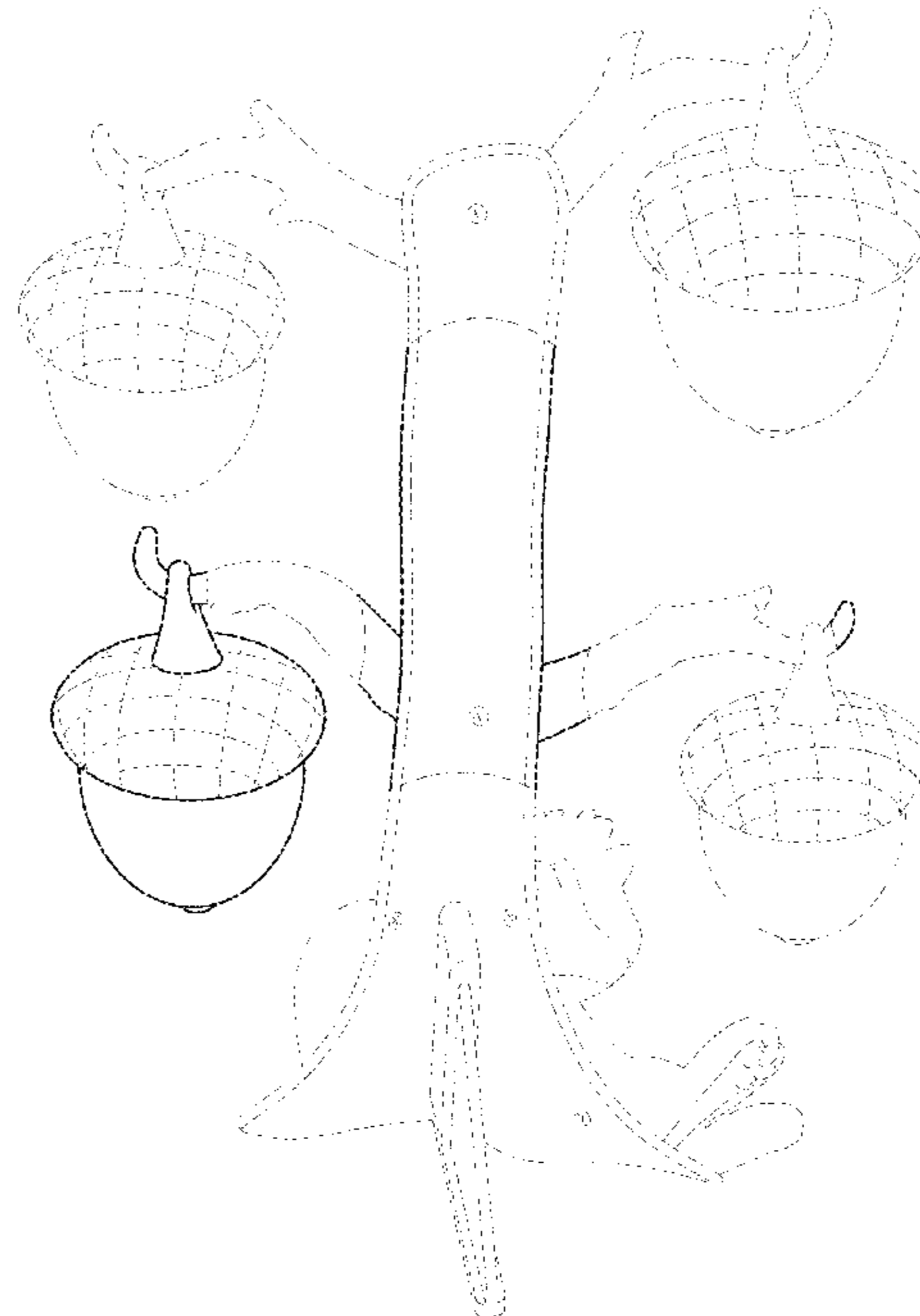
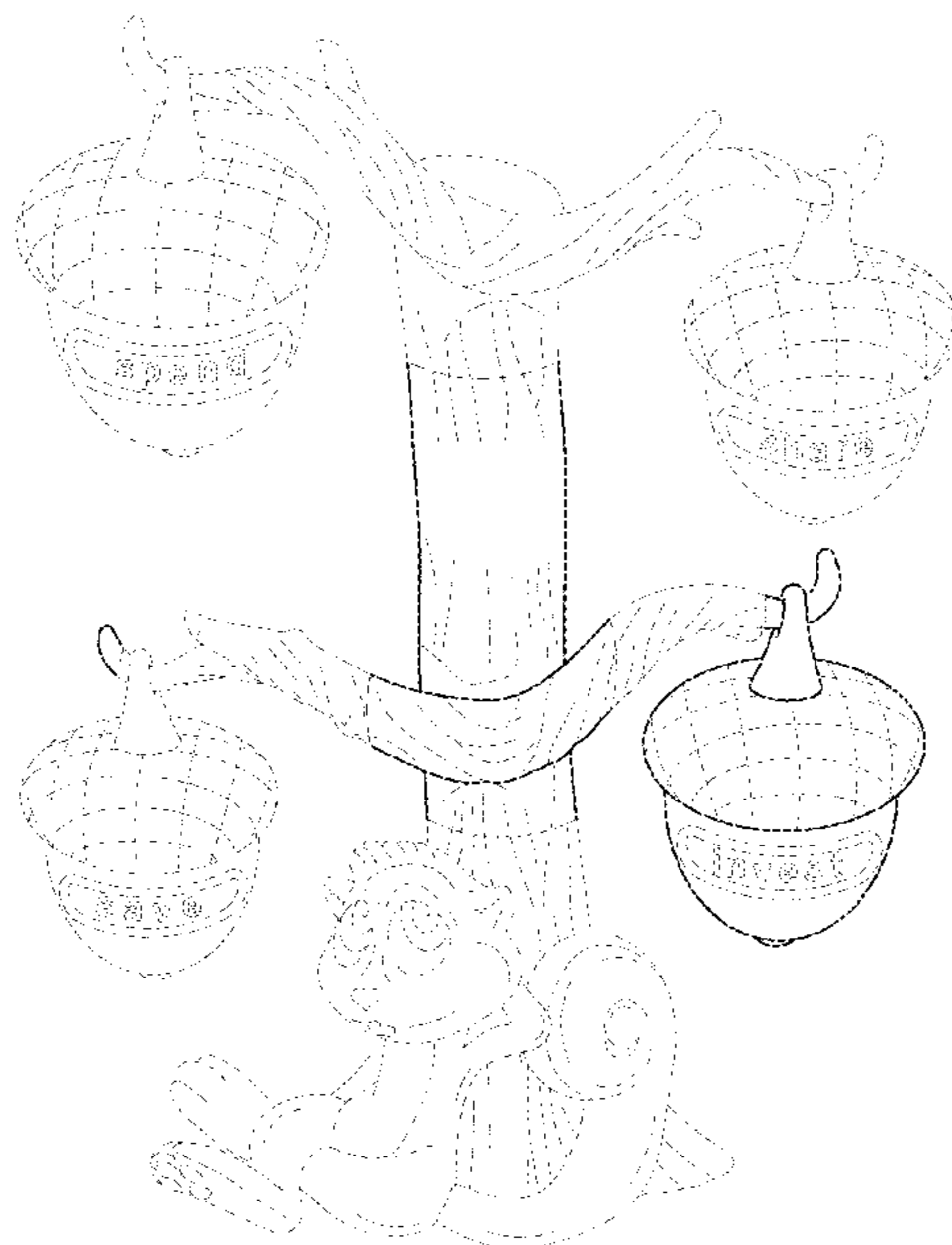
(57) **CLAIM**

The ornamental design for a money bank, as shown and described.

**DESCRIPTION**

FIG. 1 is a front elevational view of a money bank showing our new design;  
FIG. 2 is a rear elevational view of the money bank of FIG. 1.  
FIG. 3 is a top perspective view of the money bank of FIG. 1;  
and,  
FIG. 4 is a side perspective view of the money bank of FIG. 1.  
The portions of the drawings shown in broken lines represent environmental structure that form no part of the claimed design. All surfaces not shown form no part of the claimed design.

**1 Claim, 4 Drawing Sheets**



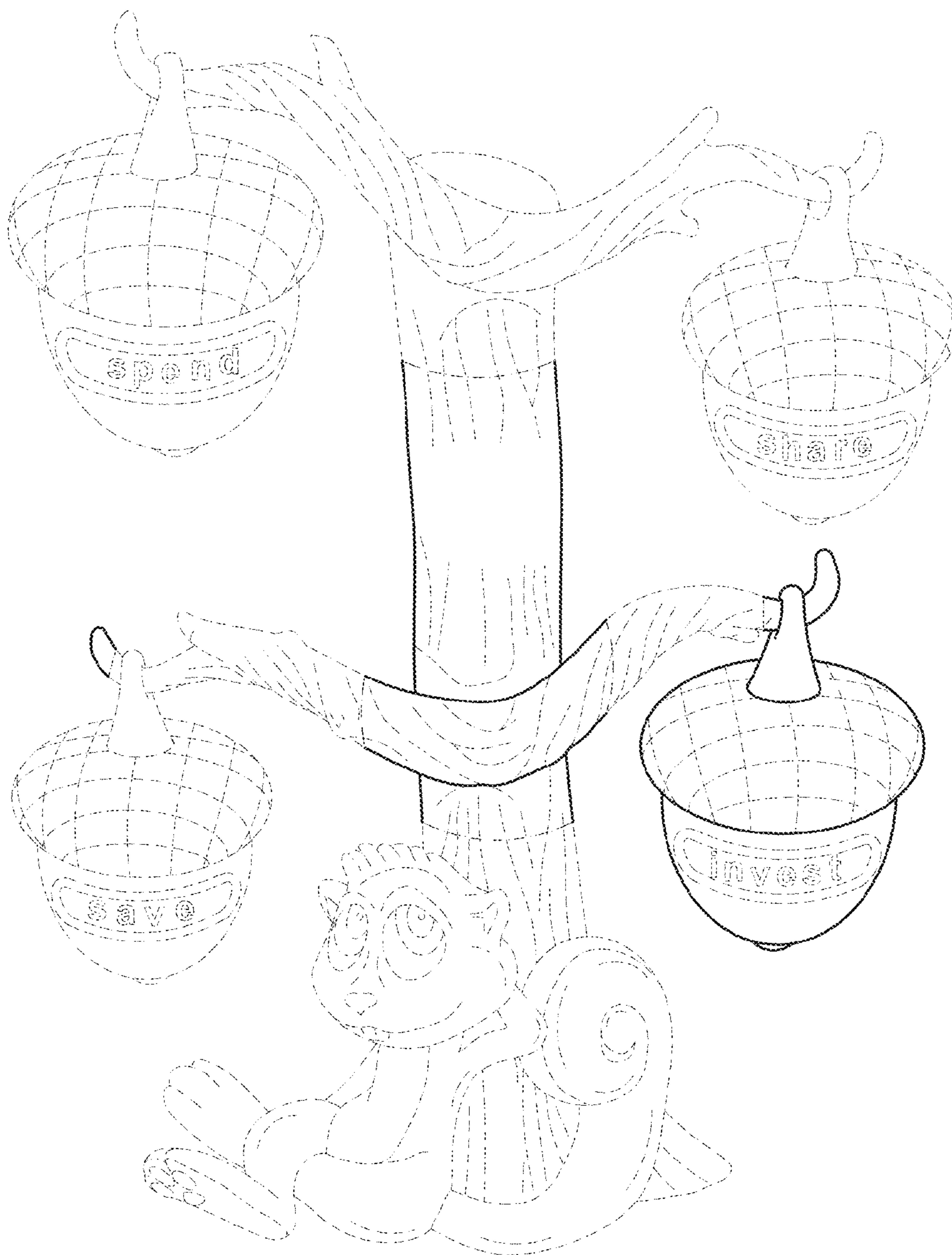


FIG. 1

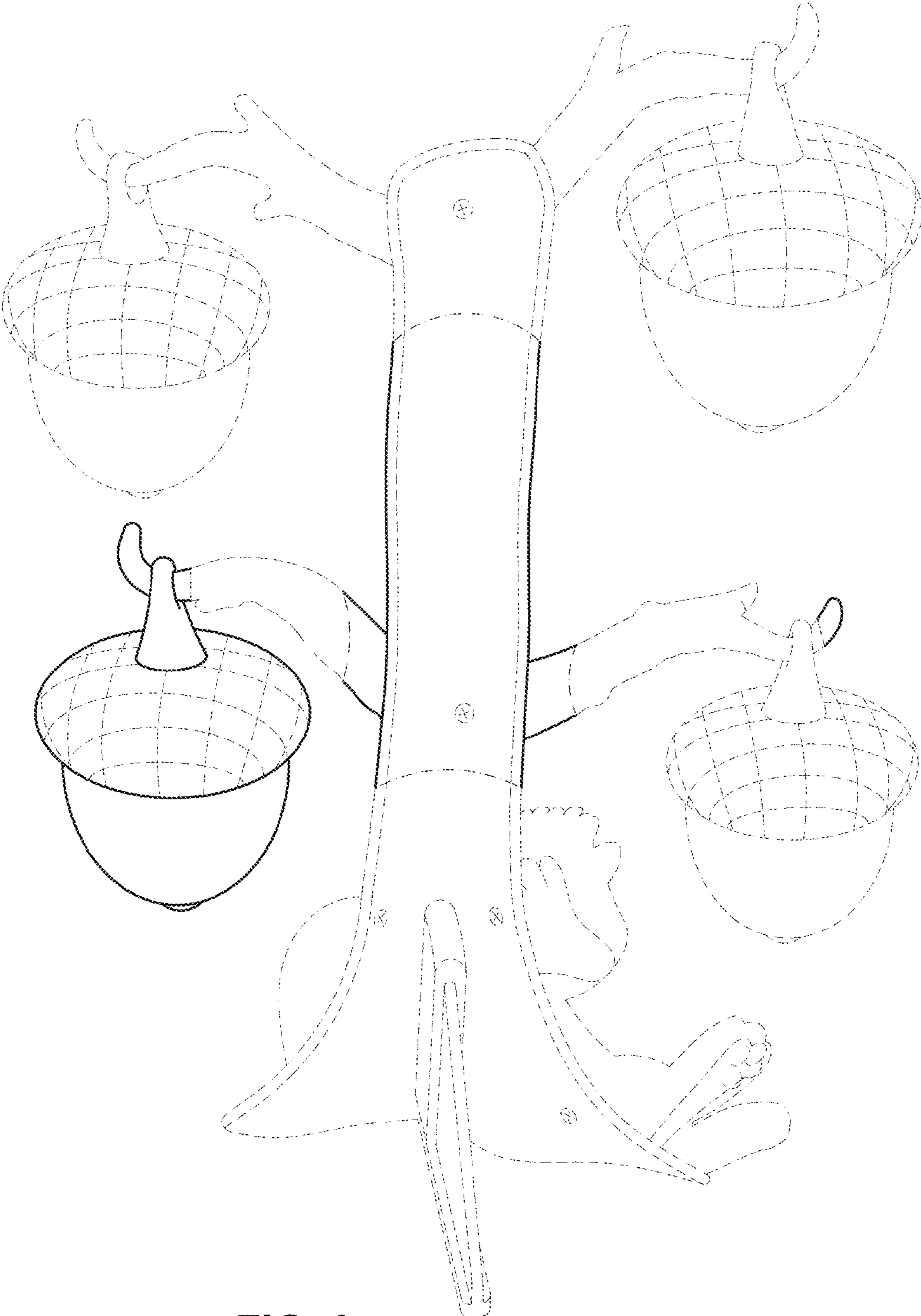


FIG. 2

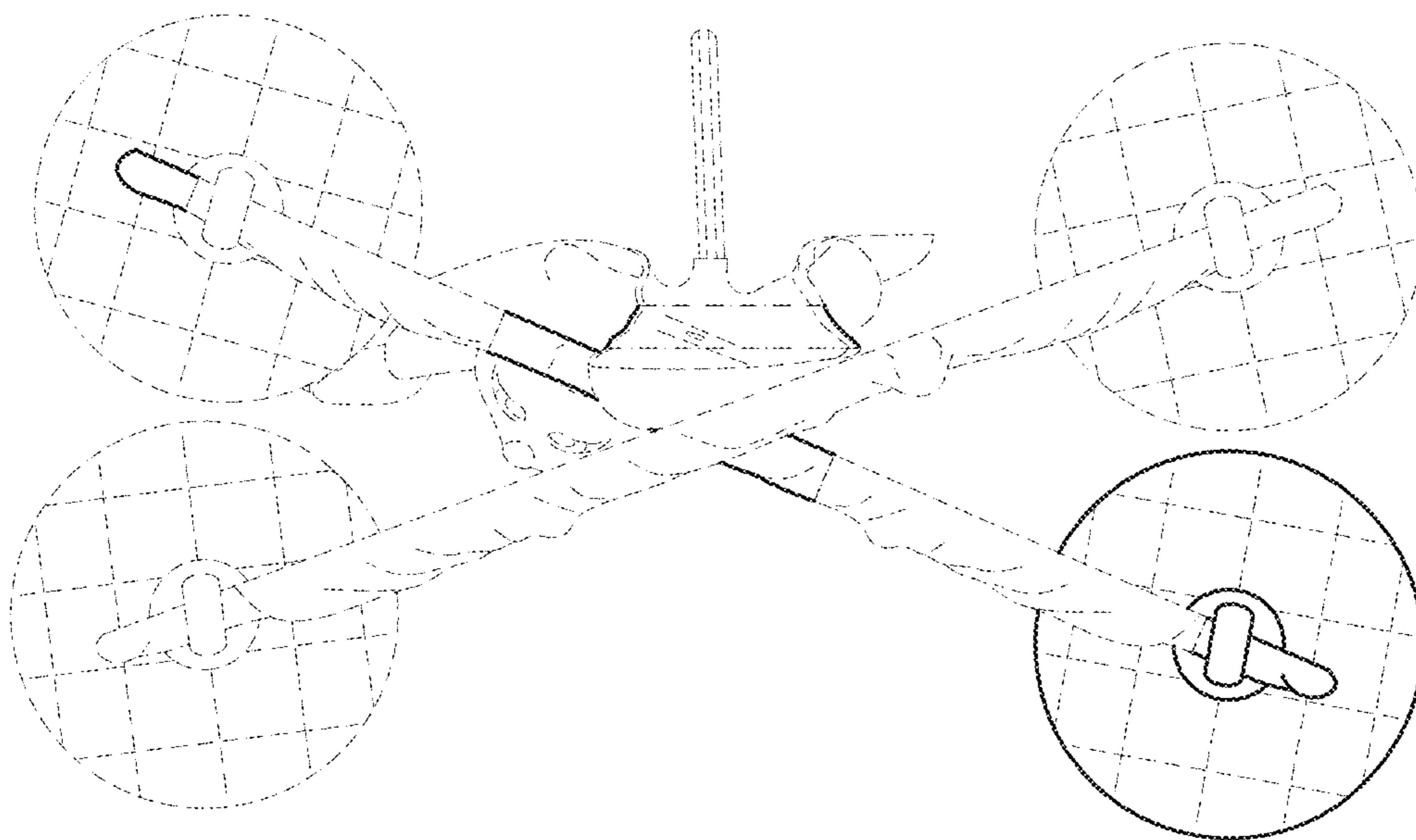


FIG. 3

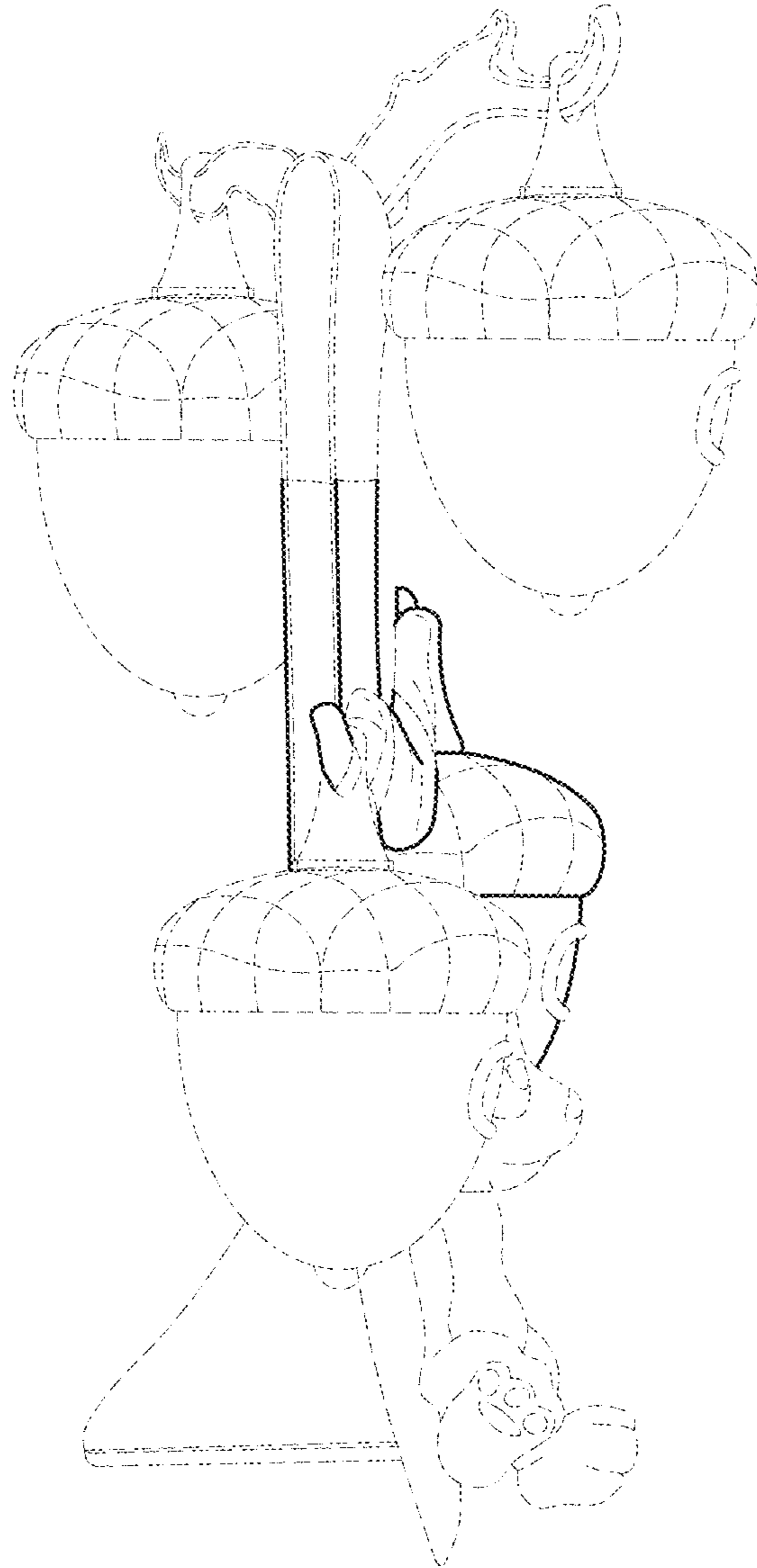


FIG. 4