



US00D702014S

(12) **United States Design Patent**
Childs et al.

(10) **Patent No.:** **US D702,014 S**
(45) **Date of Patent:** **** Apr. 1, 2014**

(54) **CONVEYOR SCRAPER BLADE TIP**

(75) Inventors: **Adam F. Childs**, Annawan, IL (US);
Andrew C. Timmerman, Geneseo, IL (US)

(73) Assignee: **Martin Engineering Company**,
Neponset, IL (US)

(**) Term: **14 Years**

(21) Appl. No.: **29/429,331**

(22) Filed: **Aug. 9, 2012**

(51) **LOC (10) Cl.** **12-05**

(52) **U.S. Cl.**
USPC **D34/29; D34/35**

(58) **Field of Classification Search**
USPC D34/29, 35; 198/497, 499; 15/256.5,
15/245, 245.1, 250.001, 250.48; D32/40,
D32/44, 41; D12/219

See application file for complete search history.

(56) **References Cited**

U.S. PATENT DOCUMENTS

D189,147	S *	11/1960	Hinchcliffe	D8/499
5,114,000	A *	5/1992	Rappen	198/499
5,222,589	A *	6/1993	Gordon	198/497
D347,918	S *	6/1994	Gibbs	D34/29
6,439,373	B1	8/2002	Swinderman		
6,457,575	B2 *	10/2002	Swinderman	198/499
6,591,969	B2 *	7/2003	Swinderman et al.	198/497

D482,508	S *	11/2003	DeVries	D34/35
D524,009	S *	6/2006	Smith et al.	D34/35
D594,623	S *	6/2009	Felton	D34/35
D632,045	S	2/2011	Kotze		
2003/0066737	A1 *	4/2003	Malmberg	198/497
2003/0230466	A1 *	12/2003	Swinderman et al.	198/497
2004/0188224	A1 *	9/2004	Kolodziej et al.	198/499
2006/0131135	A1 *	6/2006	Waters et al.	198/497
2007/0089968	A1 *	4/2007	Swinderman	198/497

* cited by examiner

Primary Examiner — Cynthia Ramirez

(74) *Attorney, Agent, or Firm* — Thompson Coburn LLP;
Clyde L. Smith

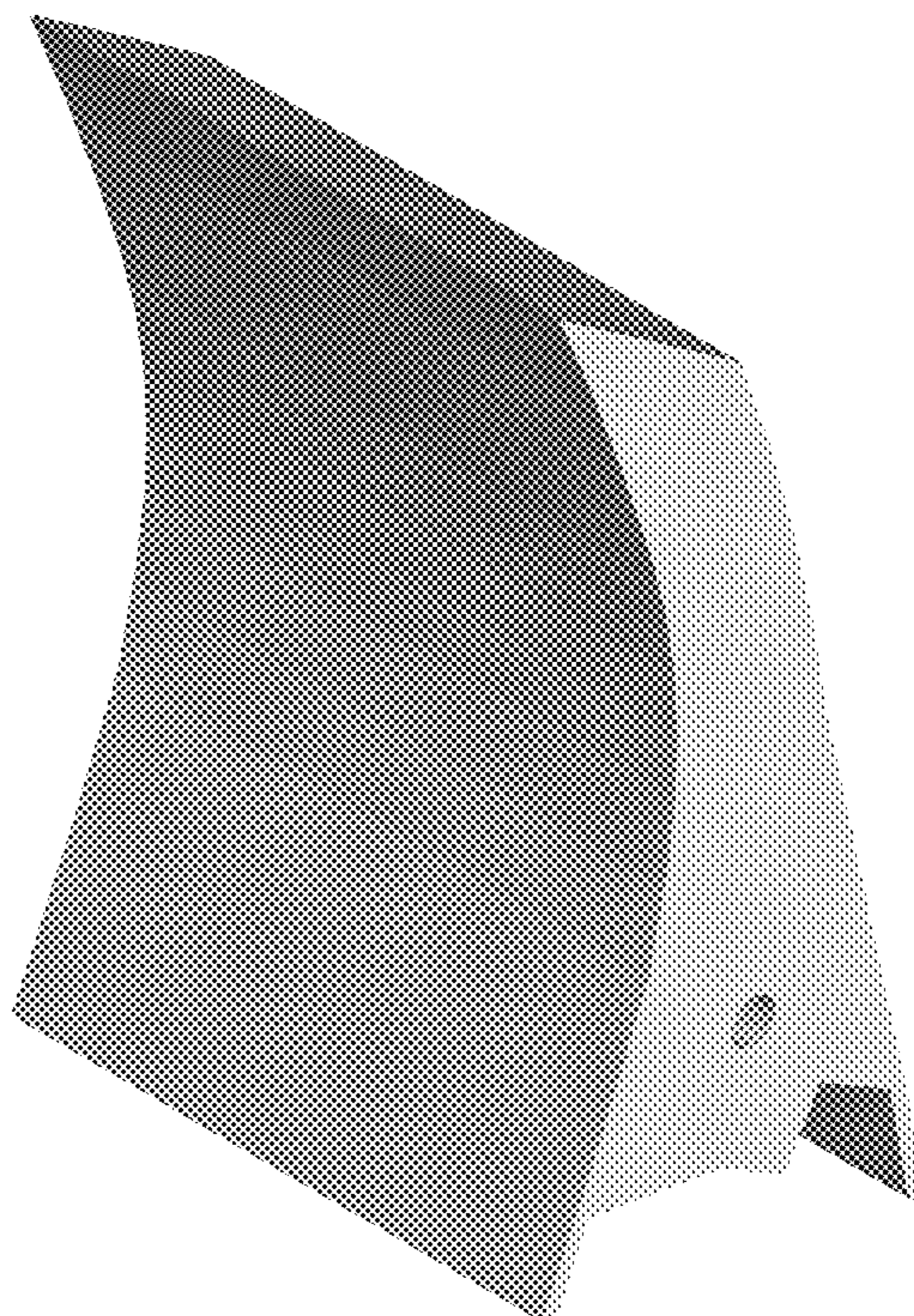
(57) **CLAIM**

The ornamental design for a conveyor scraper blade tip, as shown and described.

DESCRIPTION

FIG. 1 is a front view of our conveyor scraper blade tip showing our new design;
FIG. 2 is a top view thereof;
FIG. 3 is a bottom view thereof;
FIG. 4 is a rear side view thereof;
FIG. 5 is a right side view thereof;
FIG. 6 is a front, top and right side perspective view thereof;
FIG. 7 is a rear, top and left side perspective view thereof; and,
FIG. 8 is a front, right and bottom perspective view thereof.

1 Claim, 7 Drawing Sheets






FIG. 1




FIG. 2




FIG. 3




FIG. 4

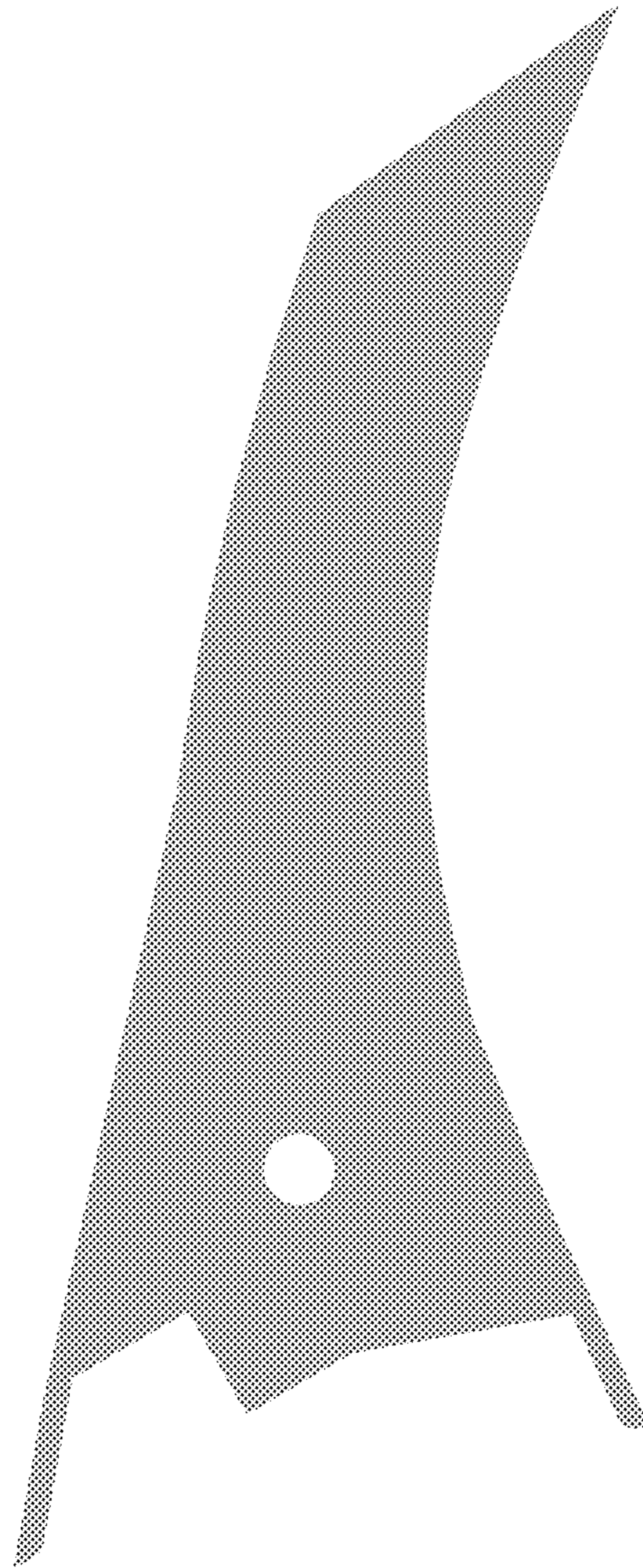


FIG. 5

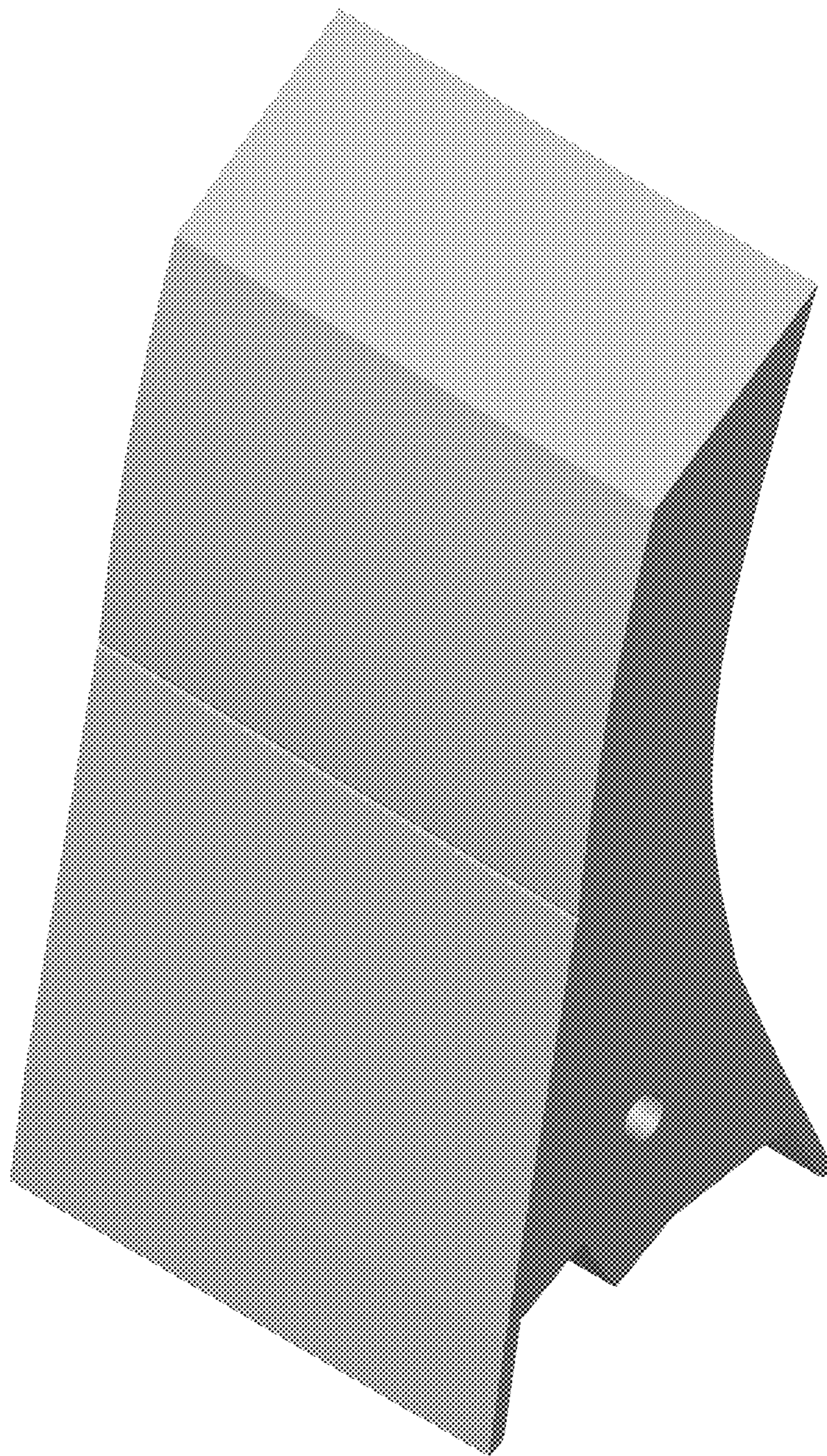


FIG. 6

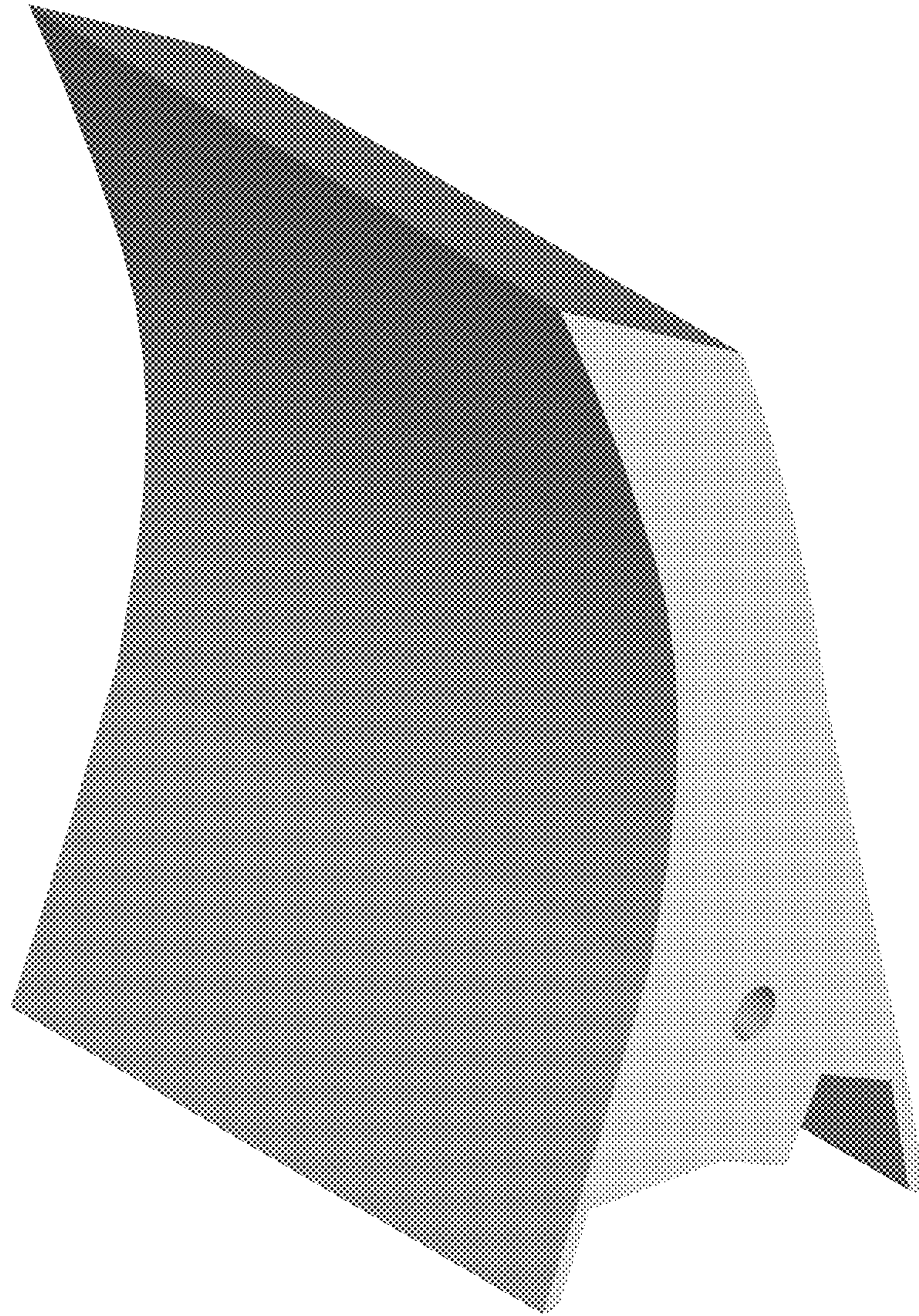


FIG. 7

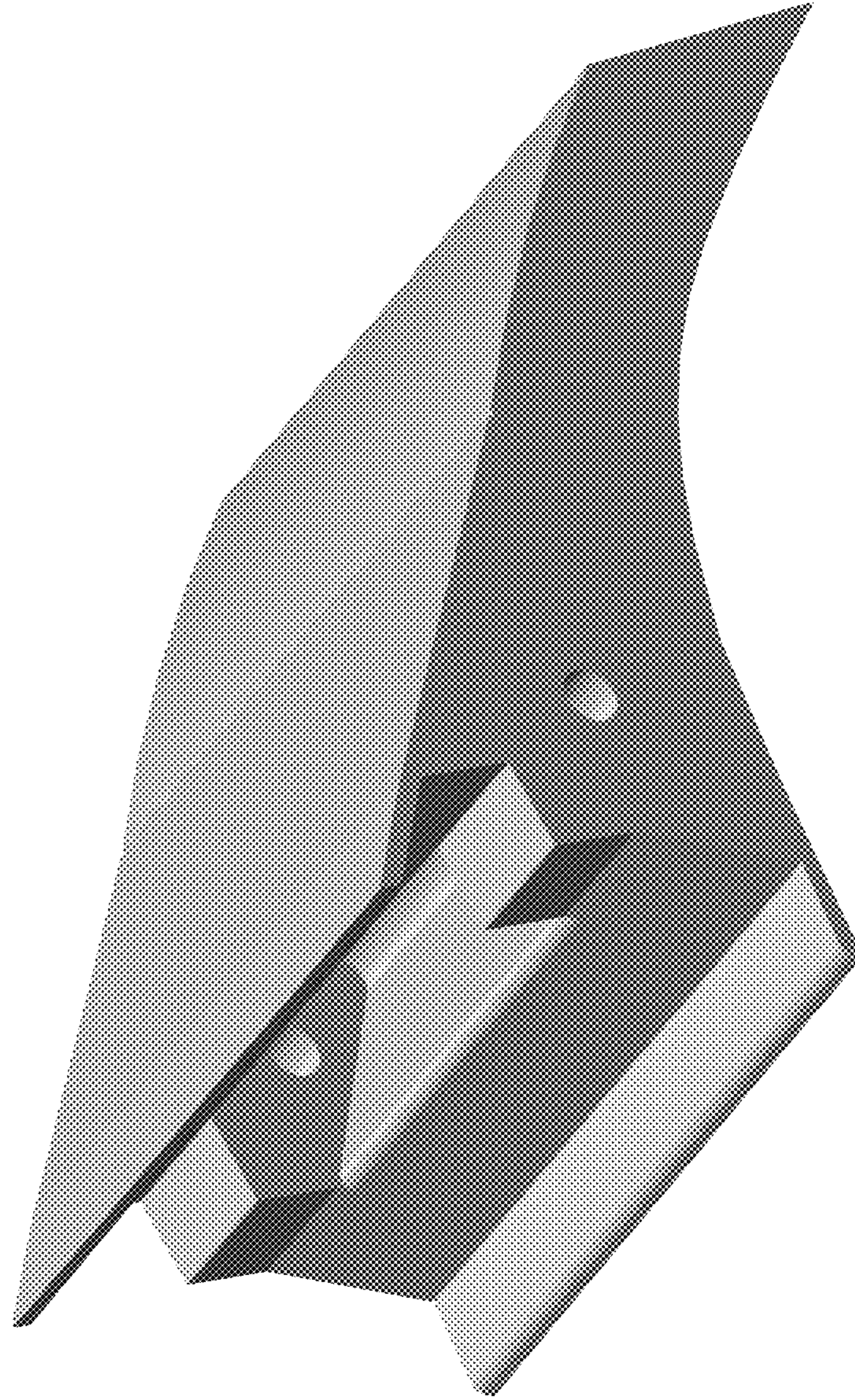


FIG. 8