



US00D702009S

(12) **United States Design Patent**
Knapp

(10) **Patent No.:** **US D702,009 S**

(45) **Date of Patent:** **** Apr. 1, 2014**

(54) **CHAIN MAIL SCRUBBER**

(71) Applicant: **Larry Knapp**, Lynn, MA (US)

(72) Inventor: **Larry Knapp**, Lynn, MA (US)

(**) Term: **14 Years**

(21) Appl. No.: **29/443,410**

(22) Filed: **Jan. 17, 2013**

(51) **LOC (10) Cl.** **04-01**

(52) **U.S. Cl.**
USPC **D32/40**

(58) **Field of Classification Search**
USPC D32/40-46; D28/63; 15/244.1-244.4,
15/208, 209.1, 245, 245.1, 210.1
See application file for complete search history.

(56) **References Cited**

U.S. PATENT DOCUMENTS

119,791 A * 10/1871 Sherer 15/208
428,144 A * 5/1890 Russell 422/266
5,630,245 A * 5/1997 Tuthill et al. 15/229.11

OTHER PUBLICATIONS

“CM Scrubber” *Cooks Illustrated Magazine* published Jan. 1, 2012.*
“Chain Mail Pot Scrubber” *Canadian Doomer Publication*, May 14, 2011.*

McManus, “The Best Scrubber for Cast-Iron Cookware”, *Gadgets & Gear*, Oct. 1, 2012, <http://www.americastestkitchenfeed.com/gadgets-and-gear/2012/10/the-best-scrubber-for-cast-iron-cookware/>.

* cited by examiner

Primary Examiner — Robin V Webster

(74) *Attorney, Agent, or Firm* — Sunstein Kann Murphy & Timbers LLP

(57) **CLAIM**

The ornamental design for a chain mail scrubber, as shown and described.

DESCRIPTION

FIG. 1 shows an elevated top view of a chain mail scrubber according to a preferred embodiment.

FIG. 2 shows a top plan view of the chain mail scrubber of FIG. 1.

FIG. 3 shows a bottom plan view of the chain mail scrubber of FIG. 1.

FIG. 4 shows a right side view of the chain mail scrubber of FIG. 1.

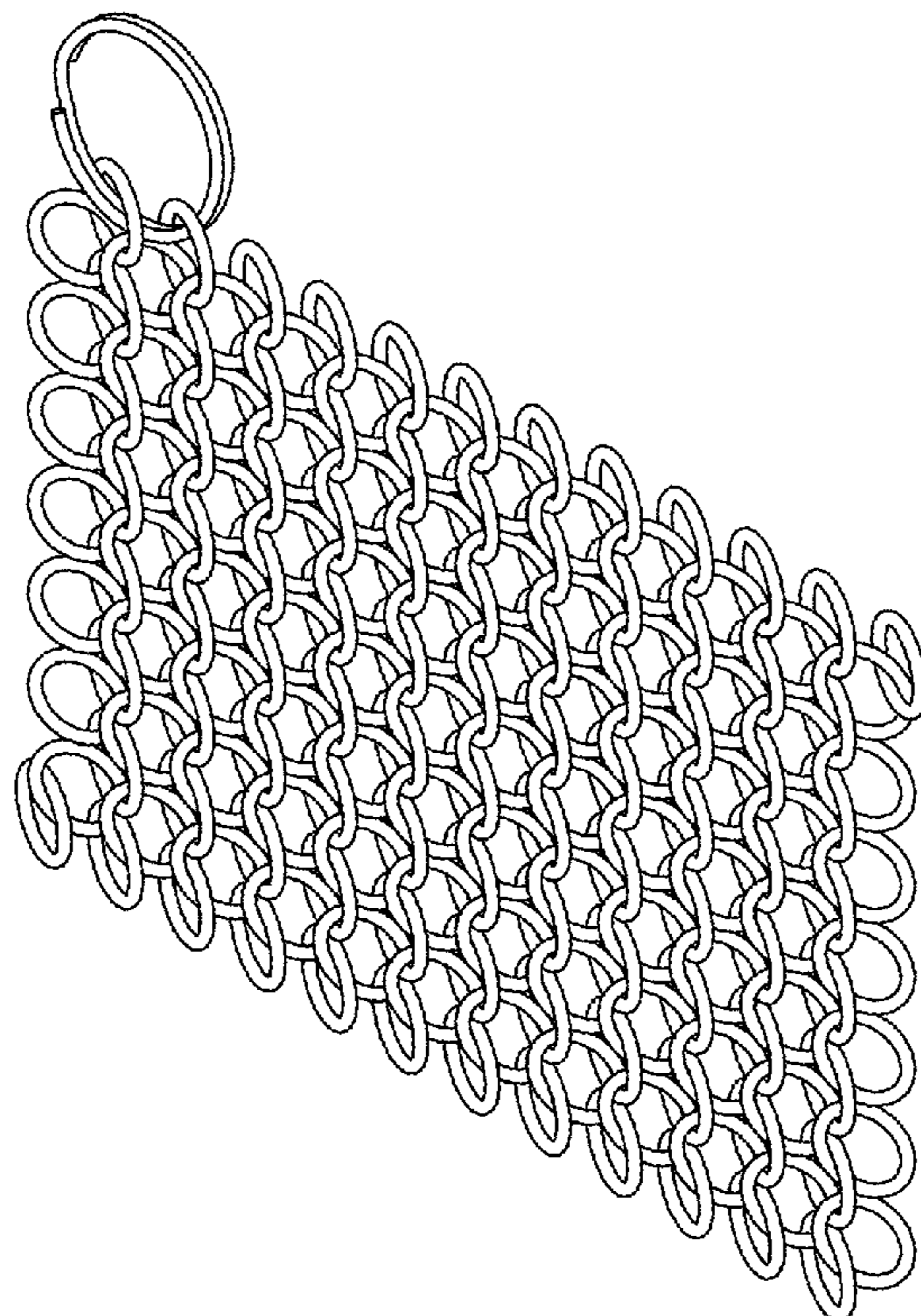
FIG. 5 shows a left side view of the chain mail scrubber of FIG. 1.

FIG. 6 shows a top side view of the chain mail scrubber of FIG. 1.

FIG. 7 shows a bottom side view of the chain mail scrubber of FIG. 1; and,

FIG. 8 shows a detail from the top plan view of FIG. 2.

1 Claim, 6 Drawing Sheets



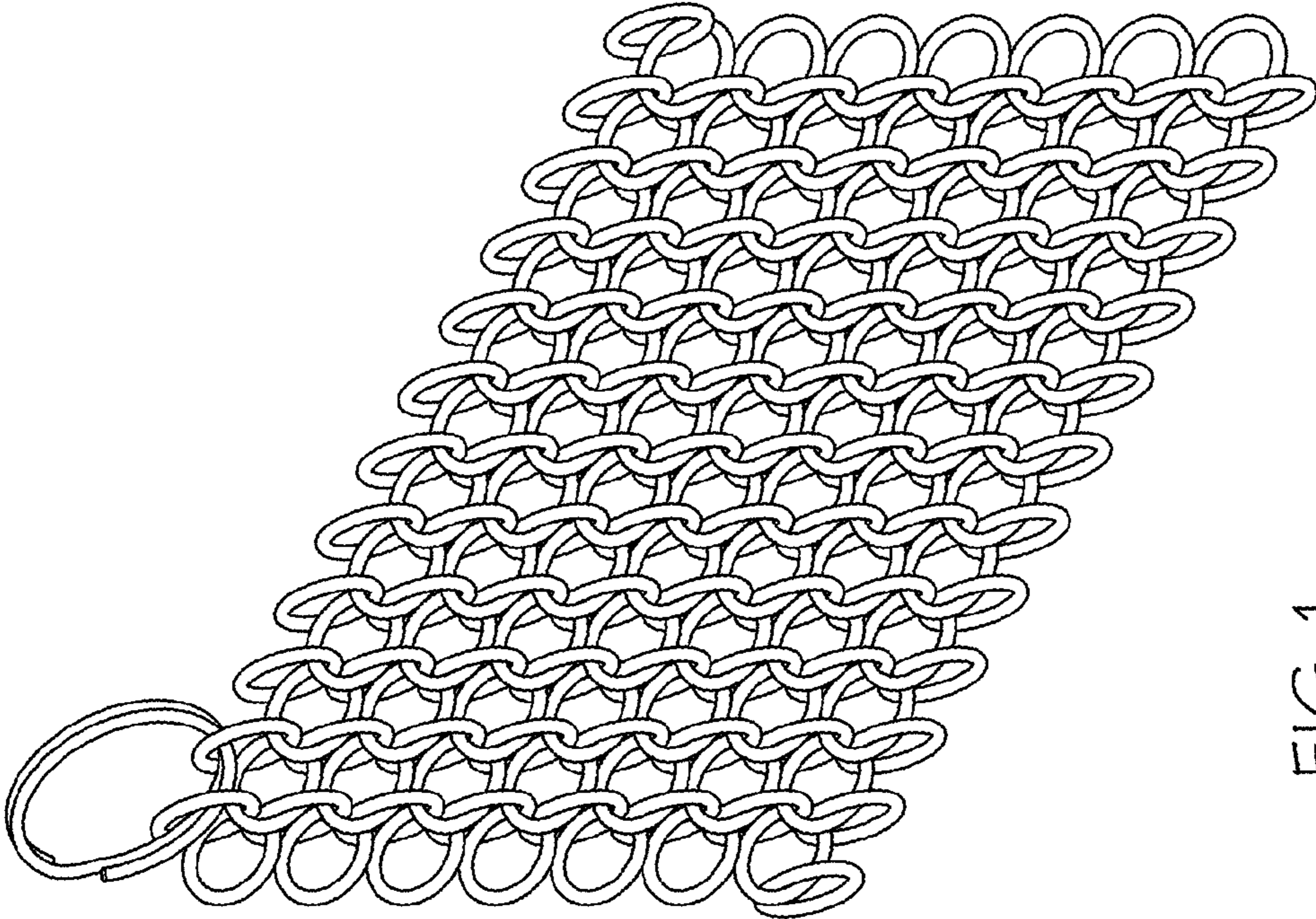


FIG. 1

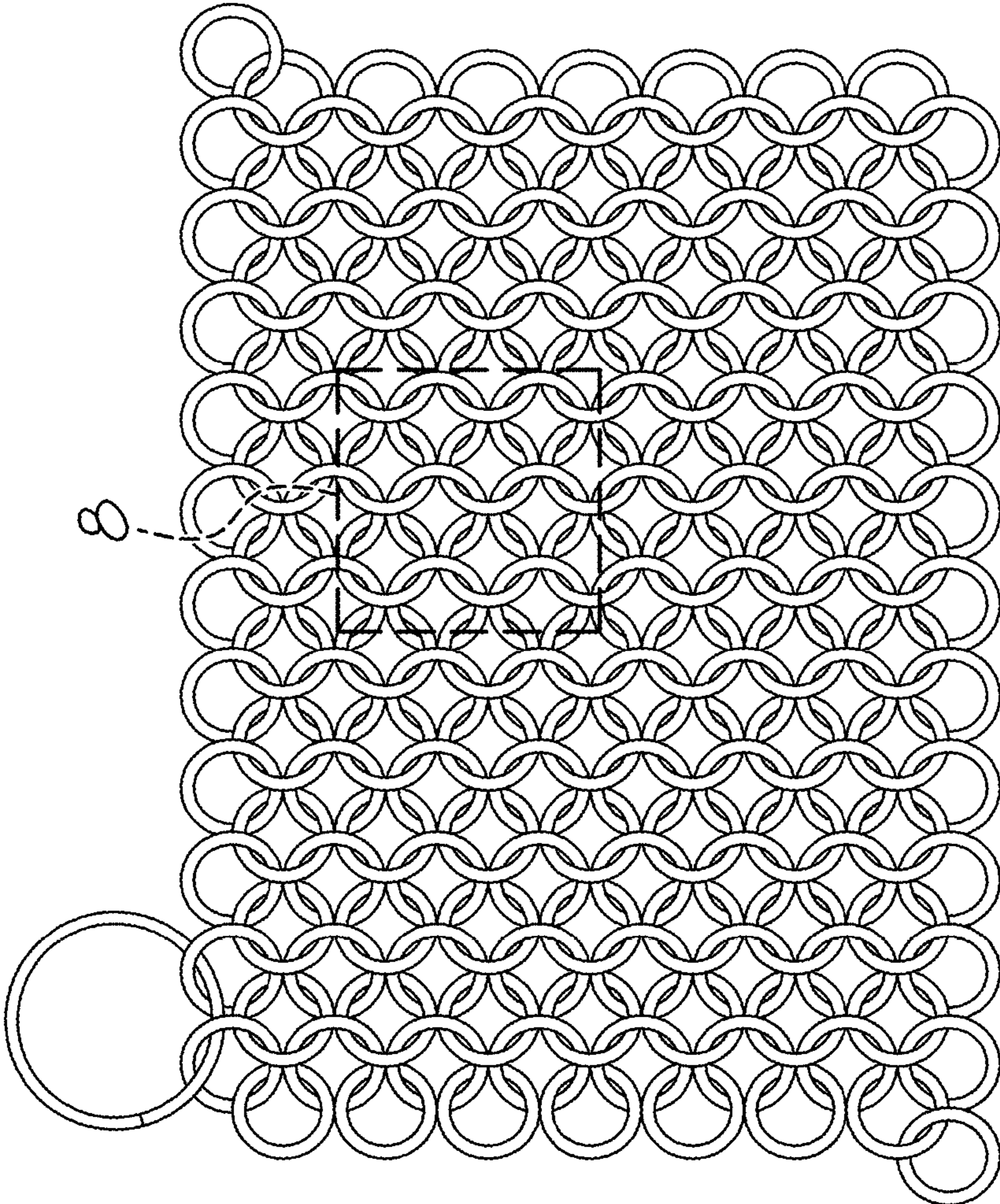


FIG. 2




FIG. 3



FIG. 5



FIG. 4

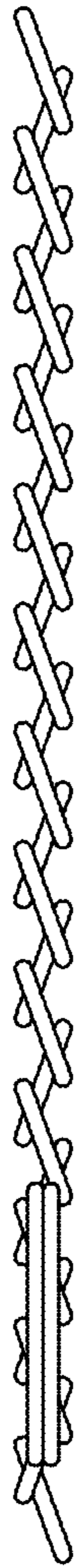


FIG. 6



FIG. 7




FIG. 8