



US00D702006S

(12) **United States Design Patent**  
**Eng et al.**

(10) **Patent No.:** **US D702,006 S**  
(45) **Date of Patent:** **\*\* Apr. 1, 2014**

- (54) **LIGHTED DISHWASHER DOOR**
- (71) Applicant: **BSH Home Appliances Corporation**,  
Irvine, CA (US)
- (72) Inventors: **Lindsay Eng**, Long Beach, CA (US);  
**Michael Georg Rosenbauer**,  
Reimlingen (DE); **Metin Tastan**,  
Dillingen (DE); **Ralf Winkler**,  
Wittislingen (DE)
- (73) Assignee: **BSH Home Appliances Corporation**,  
Irvine, CA (US)
- (\*\*) Term: **14 Years**
- (21) Appl. No.: **29/467,696**
- (22) Filed: **Sep. 23, 2013**

**Related U.S. Application Data**

- (60) Division of application No. 29/434,111, filed on Oct. 10, 2012, which is a division of application No. 29/410,163, filed on Jan. 5, 2012, now Pat. No. Des. 675,792, which is a continuation-in-part of application No. 13/043,504, filed on Mar. 9, 2011.
- (51) **LOC (10) Cl.** ..... **15-05**
- (52) **U.S. Cl.**  
USPC ..... **D32/3**
- (58) **Field of Classification Search**  
USPC ..... D32/1, 2, 3, 25, 28; 312/31, 109, 228;  
134/56 D, 57 D, 58 D, 58 DL, 201  
See application file for complete search history.

**References Cited**

**U.S. PATENT DOCUMENTS**

- 2,703,581 A \* 3/1955 Culhane ..... 134/133
- D473,980 S \* 4/2003 Bowser et al. .... D32/3
- D512,544 S \* 12/2005 Jeong et al. .... D32/3
- D515,255 S \* 2/2006 Jeong ..... D32/3

- D544,657 S \* 6/2007 Jung et al. .... D32/2
- D580,603 S \* 11/2008 Busalt et al. .... D32/3
- D622,915 S \* 8/2010 Crookshanks et al. .... D32/3
- D675,792 S \* 2/2013 Eng et al. .... D32/3
- D677,025 S \* 2/2013 Borjesson ..... D32/3
- 2011/0031856 A1\* 2/2011 Haltmayer et al. .... 312/228

\* cited by examiner

*Primary Examiner* — T. Chase Nelson

*Assistant Examiner* — Kathleen M Sims

(74) *Attorney, Agent, or Firm* — James E. Howard; Andre Pallapies

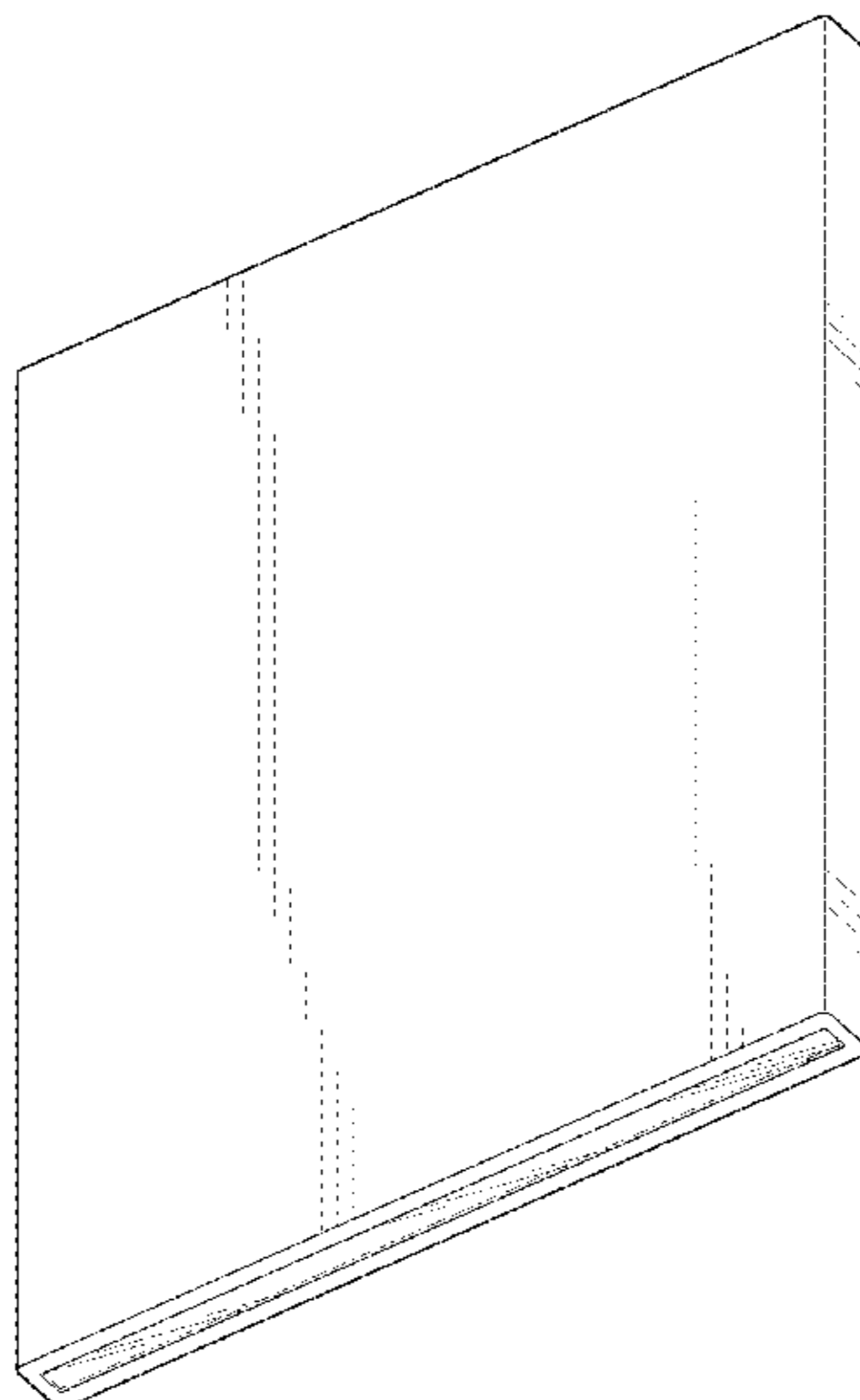
(57) **CLAIM**

The ornamental design for a lighted dishwasher door, as shown and described.

**DESCRIPTION**

FIG. 1 is a front view of a lighted dishwasher door according to a first embodiment showing our new ornamental design; FIG. 2 is a front view thereof; FIG. 3 is a cross sectional view of the door shown in FIG. 2; FIG. 4 is an enlarged view of the detail shown in FIG. 3; FIG. 5 is a front view of a lighted dishwasher door and recessed kick plate according to a second embodiment showing our new ornamental design; FIG. 6 is a front view thereof; FIG. 7 is a cross sectional view of the door taken in FIG. 6; and, FIG. 8 is an enlarged view of the detail shown in FIG. 7. The broken line showing of a dishwasher compartment in FIGS. 5 and 7 is included for the purpose of showing environmental portions of the lighted dishwasher door and forms no part of the claimed design. The radiating broken lines in FIGS. 3, 4, 7 and 8 represent one or more light beams and form no part of the claimed design. The rear of the dishwasher door, and the bottom, sides, rear and/or top of the dishwasher door and compartment that are not shown are unornamented or simply not claimed and form no part of the claimed design.

**1 Claim, 7 Drawing Sheets**



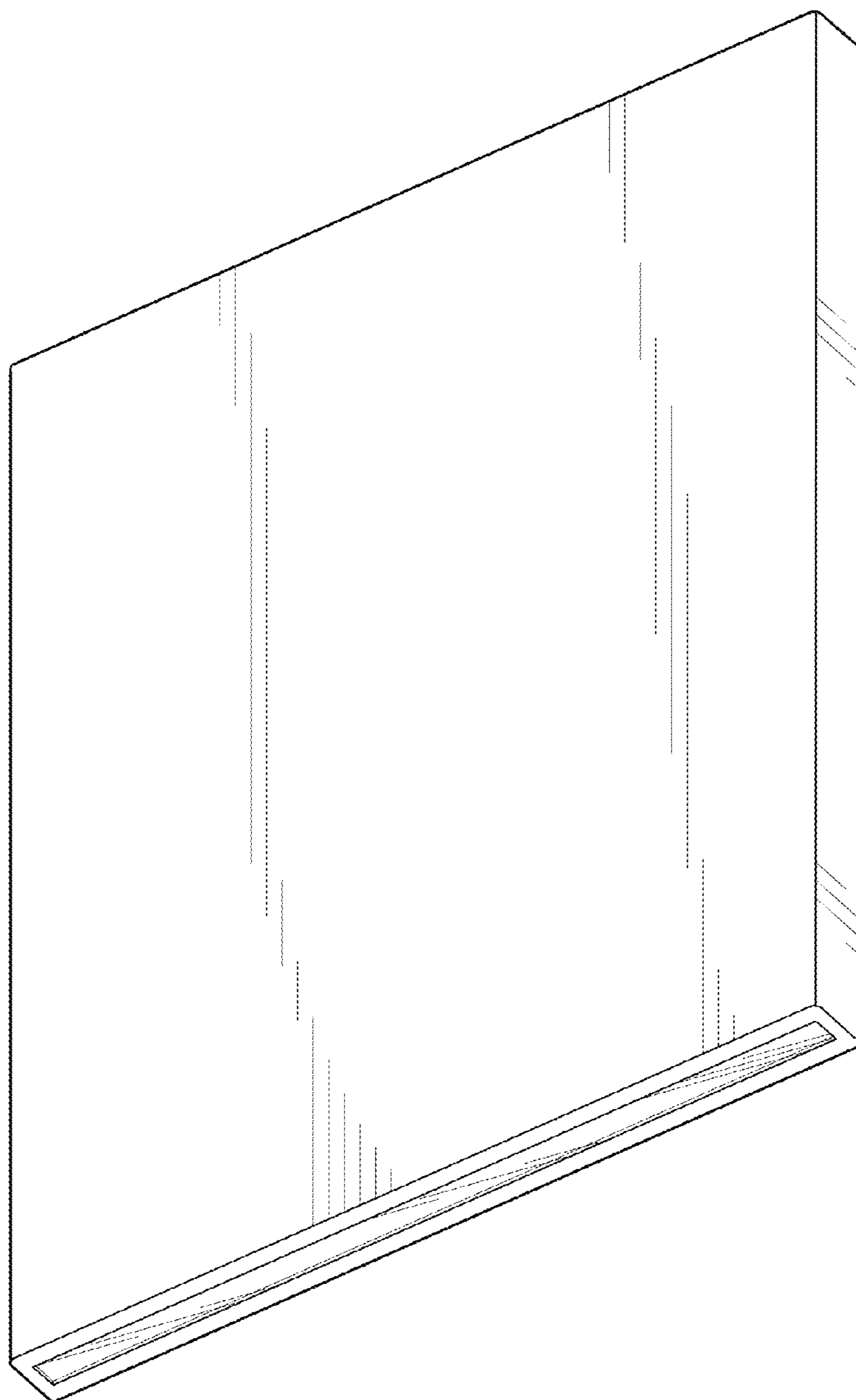


Fig. 1




Fig. 2

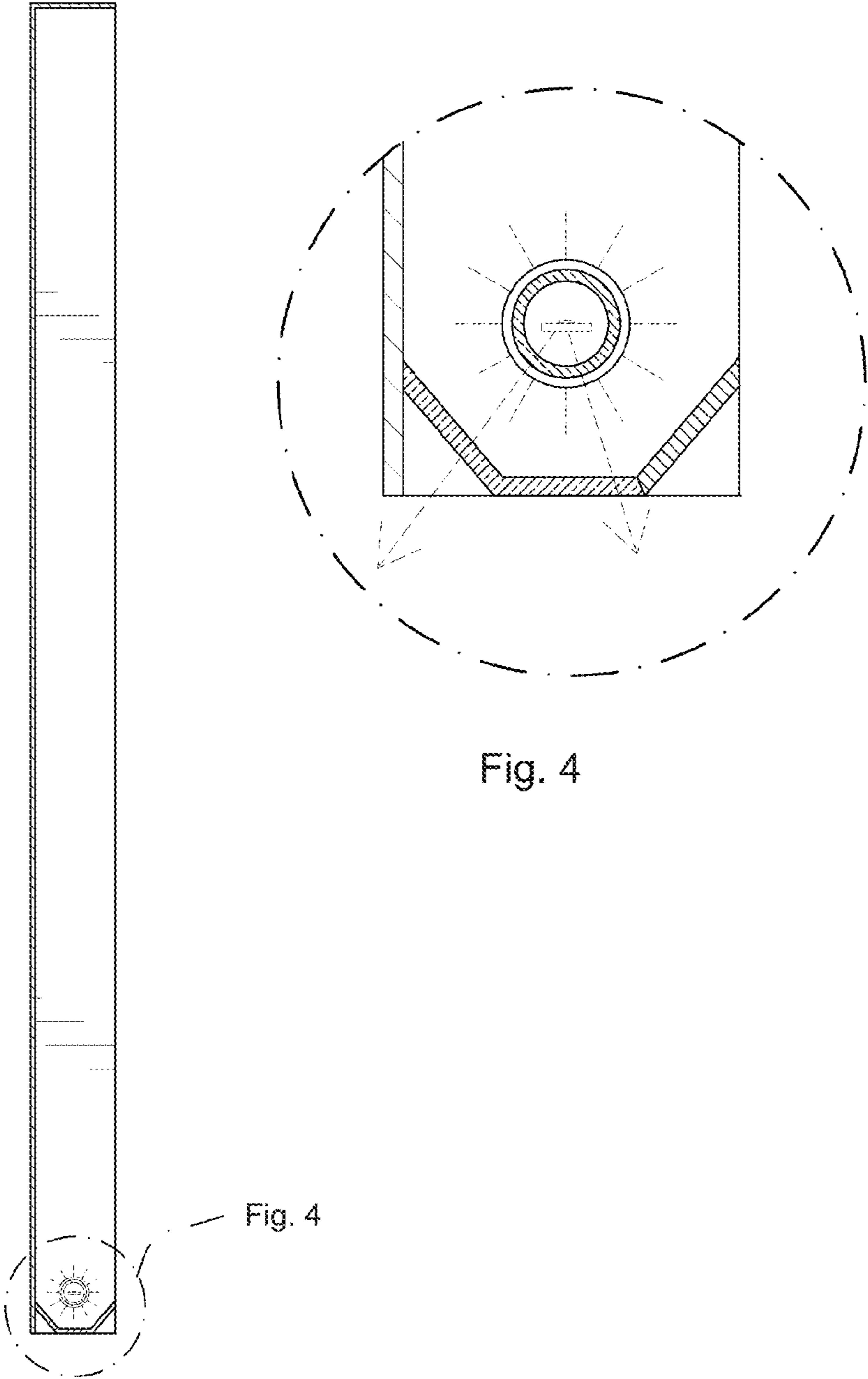


Fig. 3

Fig. 4

Fig. 4




Fig. 5




Fig. 6




Fig. 7-1

Fig. 7



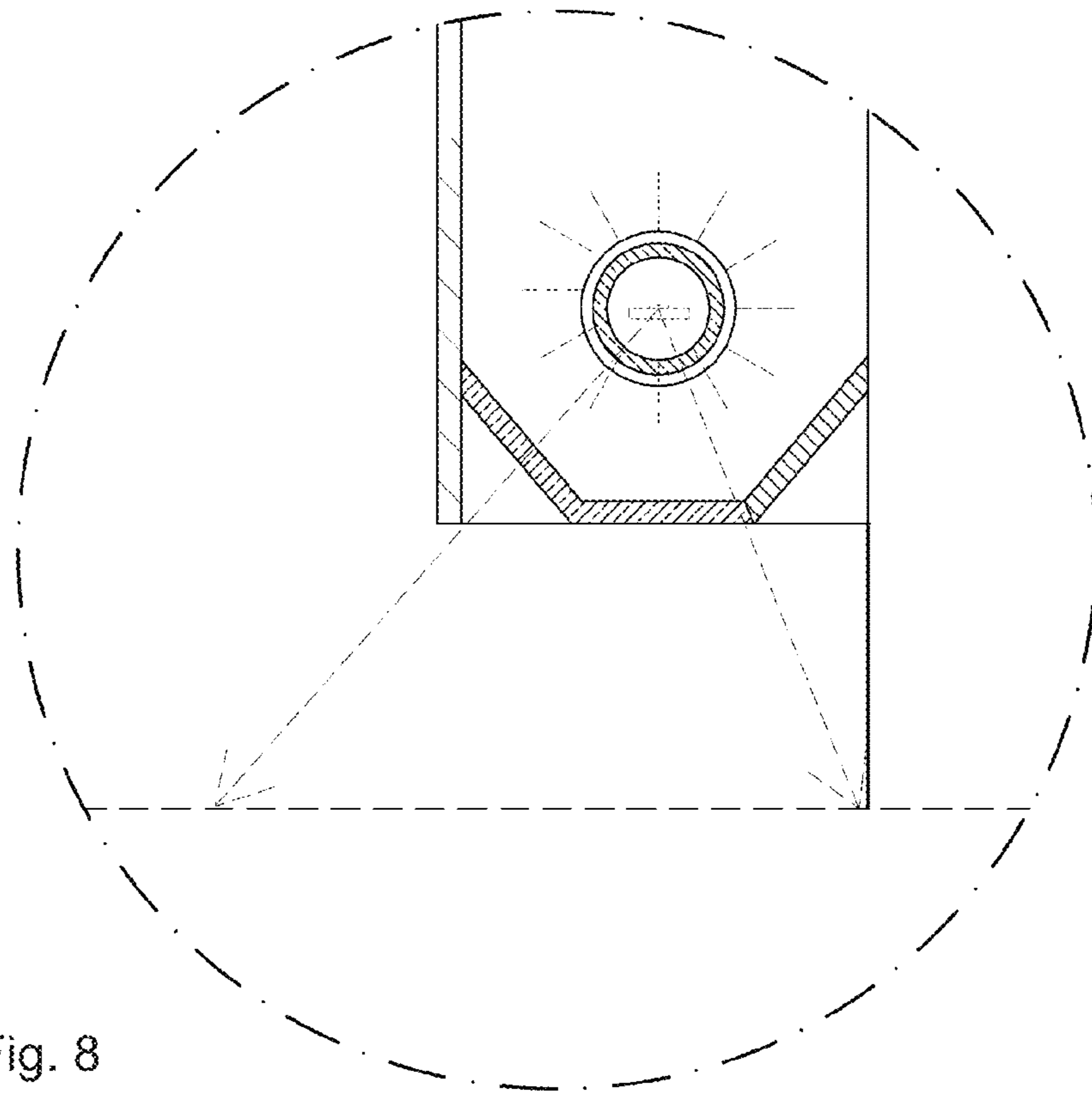


Fig. 8