

US00D701994S

(12) **United States Design Patent**
Schuyler

(10) **Patent No.:** **US D701,994 S**

(45) **Date of Patent:** **** Apr. 1, 2014**

(54) **CANDLE CUP**

(75) Inventor: **Andrew Schuyler**, Colchester, VT (US)

(73) Assignee: **Swarovski Lighting, Ltd.**, Plattsburgh, NY (US)

(**) Term: **14 Years**

(21) Appl. No.: **29/430,536**

(22) Filed: **Aug. 27, 2012**

(51) **LOC (10) Cl.** **26-99**

(52) **U.S. Cl.**

USPC **D26/142**

(58) **Field of Classification Search**

USPC D26/142, 118, 119, 113, 128, 129, 140,
D26/141, 136, 135, 145, 155, 154, 130, 63,
D26/62, 64, 65, 66, 67, 68, 69, 1, 2, 3, 88,
D26/89, 24, 25, 26, 72, 74, 75, 76, 78, 77,
D26/82, 84, 85, 93, 123, 124, 125, 22, 19,
D26/20, 21, 9; D13/179, 180; 362/393, 145,
362/396, 194, 195, 196, 362, 326, 149, 147,
362/146, 148, 234, 249.01-249.12, 294,
362/295, 373; 431/290, 297, 293, 291, 292;
D11/89, 90, 91

See application file for complete search history.

(56) **References Cited**

U.S. PATENT DOCUMENTS

D37,213 S * 11/1904 Heisey D26/9
D39,701 S * 12/1908 Watkins D26/142
D53,476 S * 6/1919 Westphal D26/153
D62,237 S * 4/1923 Kleinfeld D26/106
D74,607 S * 3/1928 Holdeman D26/153
D96,912 S * 9/1935 Gregg D26/92
D105,445 S * 7/1937 Traum D26/20
D148,378 S * 1/1948 Minervini D26/20
D152,804 S * 2/1949 King D26/9
D232,255 S * 7/1974 Tongson D26/130

D232,654 S * 9/1974 Golay D11/90
D233,907 S * 12/1974 Michaeli D26/130
D239,534 S * 4/1976 Michaeli D7/396.2
D242,738 S * 12/1976 Michaeli D26/136
4,158,912 A * 6/1979 Erdmann 30/124
D266,289 S * 9/1982 Kampfe D6/581
D280,446 S * 9/1985 Ishii D26/130
4,931,014 A * 6/1990 Scott et al. 431/126
D373,837 S * 9/1996 Milicia D26/23
5,577,838 A 11/1996 Lucas
D382,355 S * 8/1997 Oetken et al. D26/2

(Continued)

OTHER PUBLICATIONS

Collection of Sterling Candelabra, one pair marked Cartier and two having Mexican marks, available from Douglas Rosin Decorative Arts & Antiques, Chicago, Illinois, 2-pages, 1960's.

(Continued)

Primary Examiner — Kevin Rudzinski

(74) *Attorney, Agent, or Firm* — Reslin Rothenberg Farley & Mesiti P.C.

(57)

CLAIM

The ornamental design for a candle cup, as shown and described.

DESCRIPTION

FIG. 1 is a perspective view of a candle cup in accordance with the new design;

FIG. 2 is a front elevational view thereof;

FIG. 3 is a right side elevational view thereof;

FIG. 4 is a left side elevational view thereof;

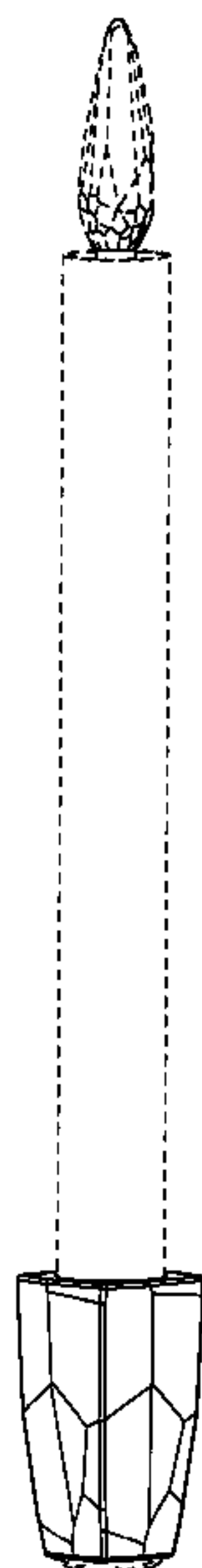
FIG. 5 is a rear elevational view thereof;

FIG. 6 is a top view thereof; and,

FIG. 7 is a bottom view thereof.

The broken lines in the figures illustrating portions of the candle cup and candle form no part of the claimed invention.

1 Claim, 4 Drawing Sheets



(56)

References Cited

U.S. PATENT DOCUMENTS

D430,503 S * 9/2000 Kavalek D11/90
 D462,922 S * 9/2002 Yuan et al. D11/90
 D464,769 S 10/2002 Bayer
 6,712,490 B2 3/2004 Bayer
 D498,325 S 11/2004 Yando et al.
 D498,557 S 11/2004 Yando et al.
 D499,203 S 11/2004 Bayer
 D503,011 S 3/2005 Schonbek et al.
 D503,012 S 3/2005 Schonbek et al.
 D505,510 S 5/2005 Schonbek et al.
 D515,727 S 2/2006 Yando
 D515,728 S 2/2006 Yando
 D517,240 S 3/2006 Yando
 D518,225 S 3/2006 Yando et al.
 D522,167 S 5/2006 Bayer
 D526,084 S 8/2006 Yando et al.
 D529,657 S 10/2006 Yando
 D543,893 S * 6/2007 Tabertshofer D11/90
 D547,231 S * 7/2007 Swarovski D11/90
 D556,360 S 11/2007 Yando

D557,453 S 12/2007 Yando
 D560,545 S * 1/2008 Schneider D11/90
 D577,145 S 9/2008 Schonbek et al.
 D578,701 S 10/2008 Schuyler et al.
 D587,837 S 3/2009 Schonbek et al.
 D588,295 S 3/2009 Schonbek et al.
 D590,293 S * 4/2009 Neuner D11/90
 D626,684 S 11/2010 Schuyler et al.
 D626,685 S * 11/2010 Gut D26/154
 D638,570 S * 5/2011 Verelst D26/91
 D658,533 S * 5/2012 Neuner D11/89
 2004/0179376 A1 * 9/2004 Chan et al. 362/806

OTHER PUBLICATIONS

Pair of Sterling Candelabra, marked Mexico, available from Douglas Rosin Decorative Arts & Antiques, Chicago, Illinois, 2-pages, 1950's.
 Replacement candle and flame by Swarovski installed in chandelier in Versailles Palace, France, 1-page, Sep. 2010.
 Andrew Schuyler, U.S. Appl. No. 29/430,539, filed Aug. 27, 2012.

* cited by examiner

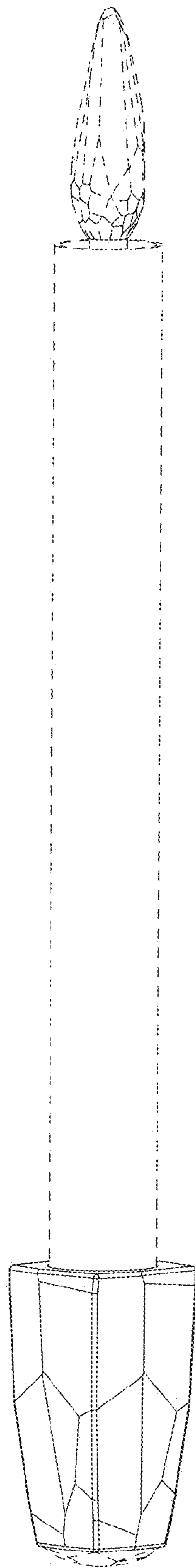


FIG. 1

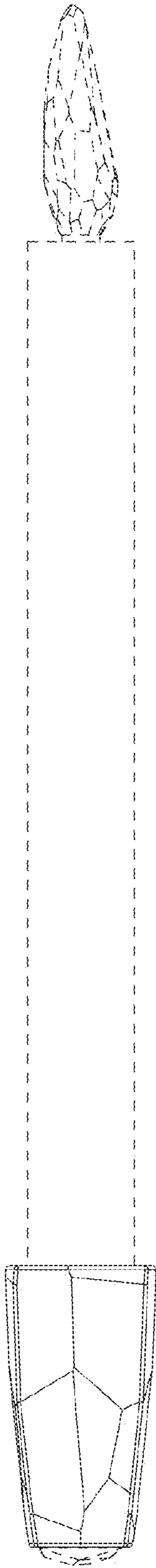


FIG. 2




FIG. 3




FIG. 4




FIG. 5

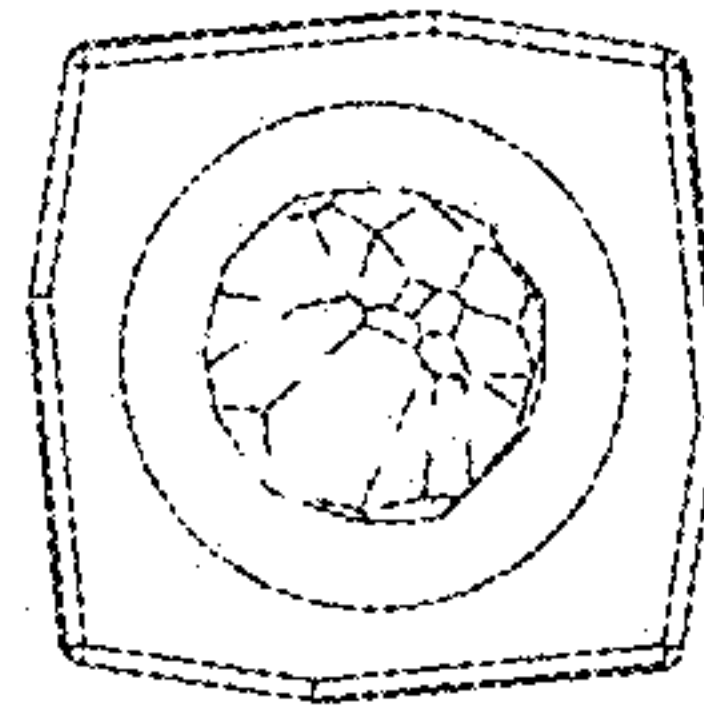


FIG. 6

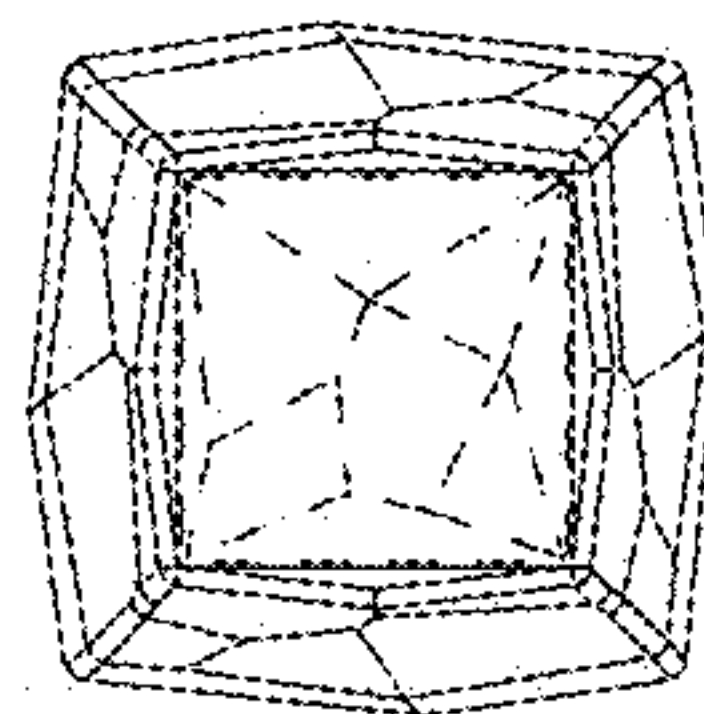


FIG. 7