



US00D701990S

(12) **United States Design Patent**
Rodgers et al.

(10) **Patent No.:** **US D701,990 S**
(45) **Date of Patent:** **** Apr. 1, 2014**

(54) **LED TROFFER LAMP FIXTURE**

(71) Applicant: **Cree, Inc.**, Durham, NC (US)
(72) Inventors: **Elizabeth Rodgers**, Raleigh, NC (US);
Heidi Dieringer Loepp, Cary, NC (US);
Yaote Huang, Morrisville, NC (US)
(73) Assignee: **Cree, Inc.**, Durham, NC (US)

(**) Term: **14 Years**

(21) Appl. No.: **29/439,564**

(22) Filed: **Dec. 12, 2012**

(51) **LOC (10) Cl.** **26-03**

(52) **U.S. Cl.**
USPC **D26/76**

(58) **Field of Classification Search**
USPC D26/1-3, 24, 56, 72, 74-86, 88-91;
D13/180, 182; 362/150,
362/217.01-217.05, 217.08, 217.09, 260,
362/364, 365, 366, 404, 555, 576, 800
See application file for complete search history.

(56) **References Cited**

U.S. PATENT DOCUMENTS

6,193,394	B1 *	2/2001	Herst et al.	362/260
D544,983	S *	6/2007	Hargreaves	D26/76
D667,584	S *	9/2012	Beghelli	D26/75
D675,365	S *	1/2013	Beghelli	D26/78

OTHER PUBLICATIONS

U.S. Appl. No. 12/873,303, filed Aug. 31, 2010.

* cited by examiner

Primary Examiner — Zenia Bennett

(74) *Attorney, Agent, or Firm* — Dennis J. Williamson;
Moore & Van Allen PLLC

(57) **CLAIM**

We claim the ornamental designs for a LED troffer lamp fixture, as shown and described.

DESCRIPTION

FIG. 1 is a front view showing an embodiment of our new design for a LED troffer lamp fixture;

FIG. 2 is a right side view showing our new design shown in FIG. 1;

FIG. 3 is a left side view showing our new design shown in FIG. 1;

FIG. 4 is a back view showing our new design shown in FIG. 1;

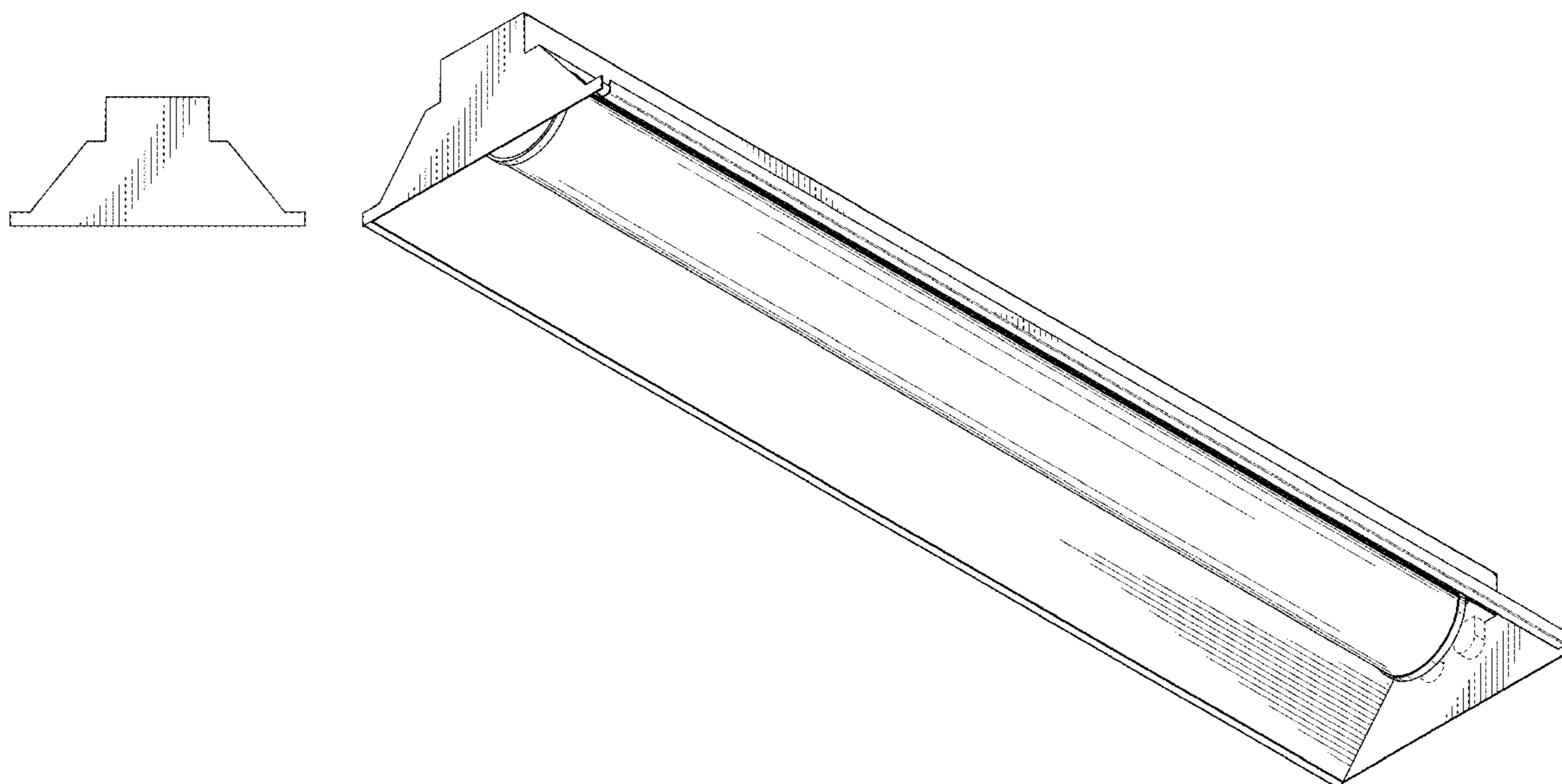
FIG. 5 is a top view showing our new design shown in FIG. 1;

FIG. 6 is a bottom view showing our new design shown in FIG. 1; and,

FIG. 7 is a perspective view showing our new design shown in FIG. 1.

The portions shown in broken lines are not part of the claimed design but show the environment in which the design is associated.

1 Claim, 6 Drawing Sheets



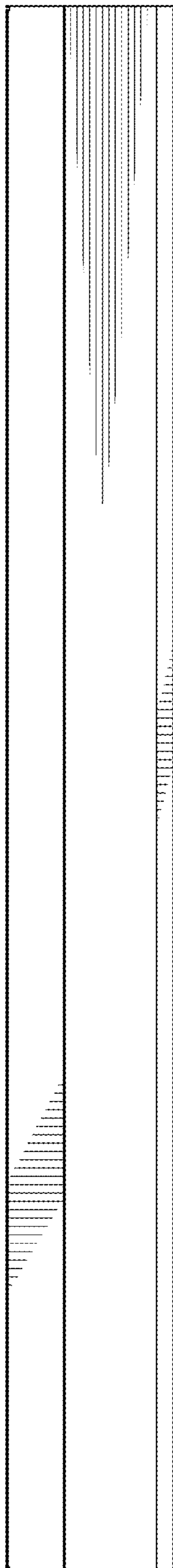


FIG. 1

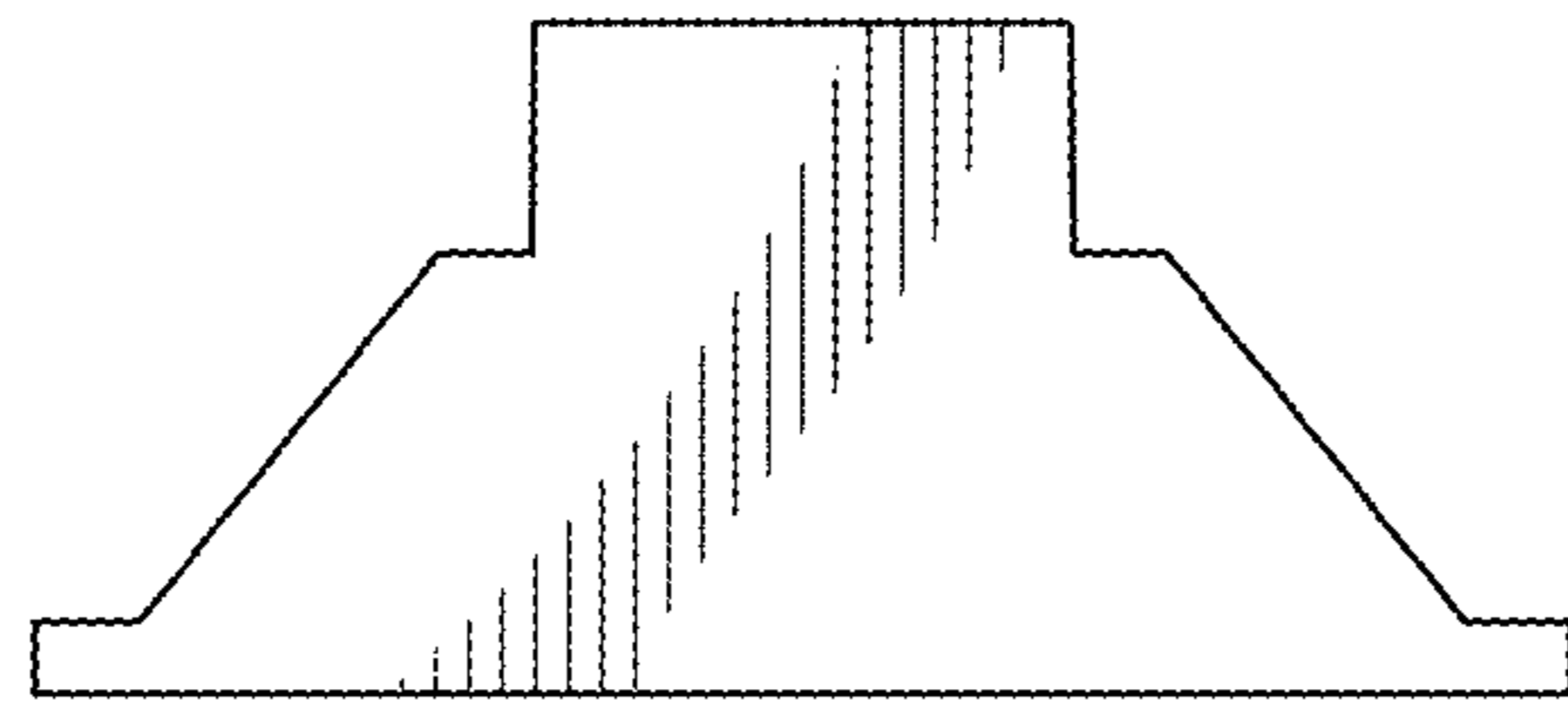


FIG. 2

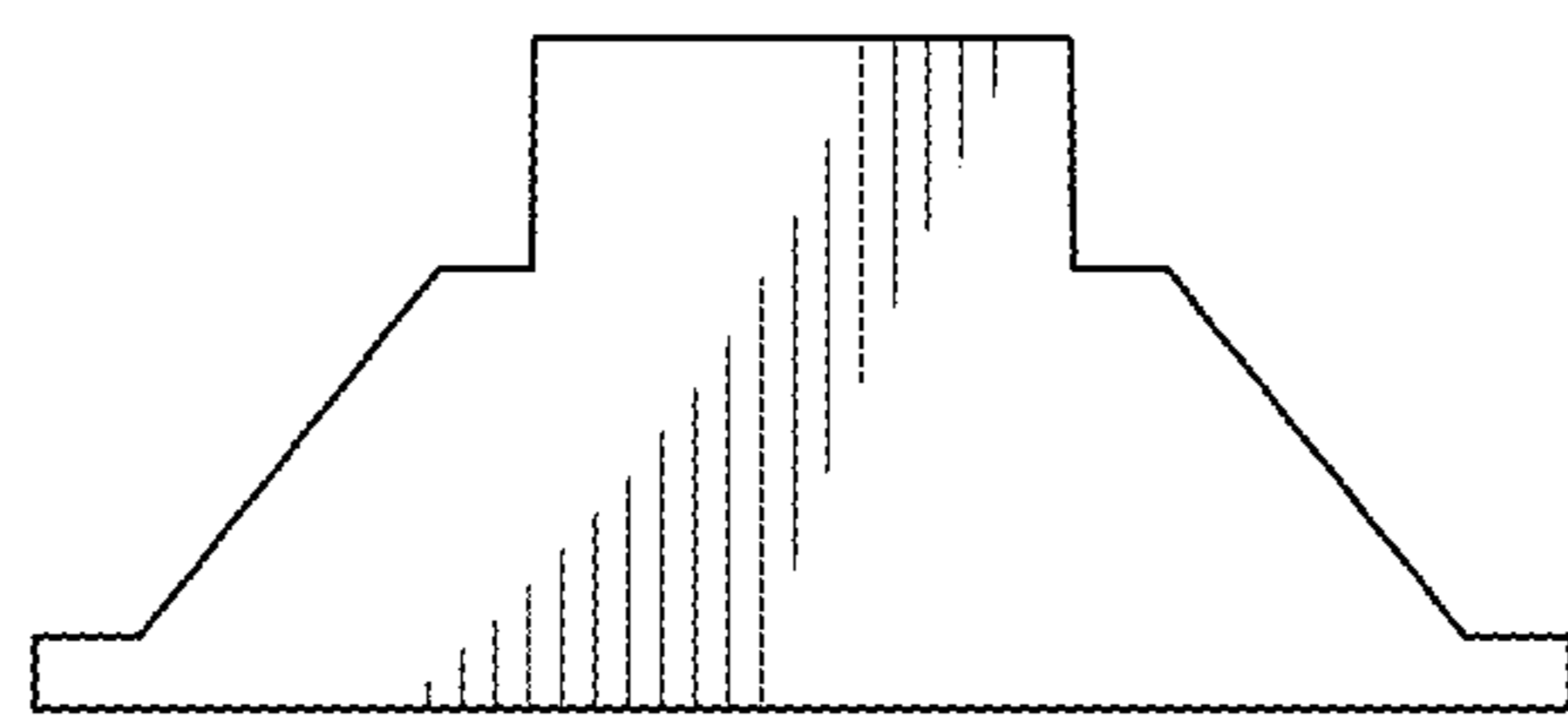


FIG. 3

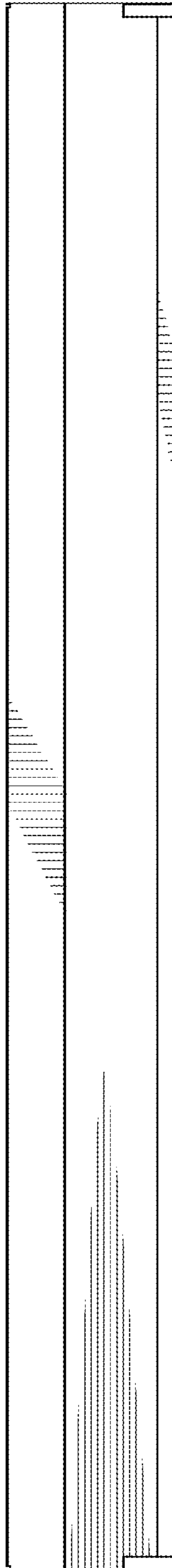


FIG. 4

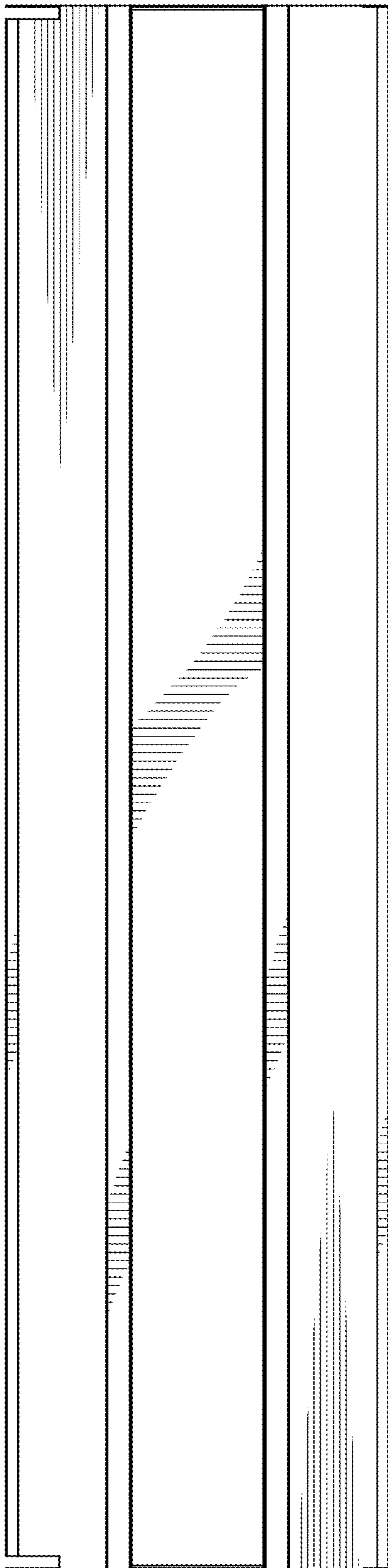


FIG. 5

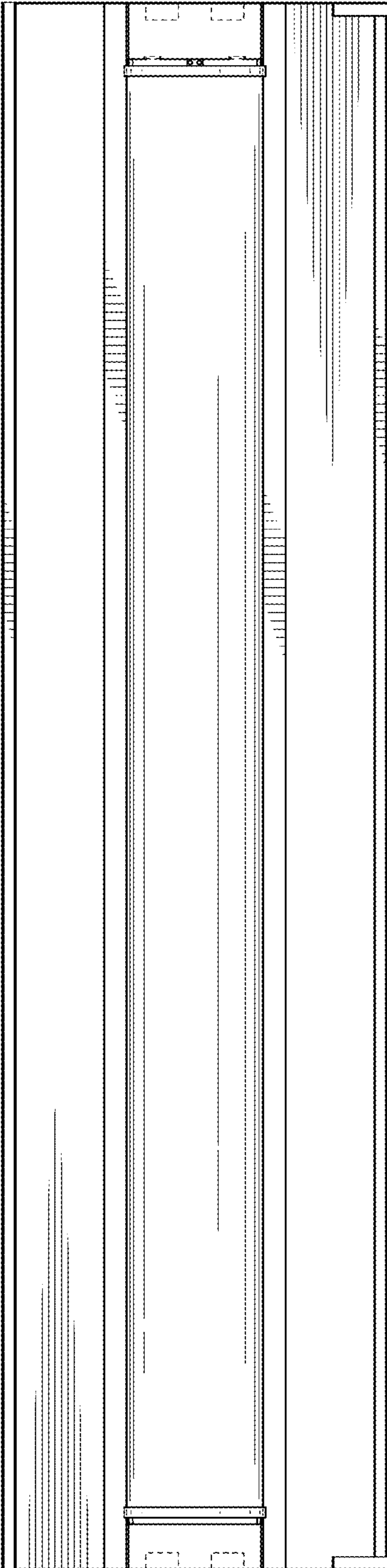


FIG. 6




FIG. 7