



US00D701967S

(12) **United States Design Patent**  
**Mai**

(10) **Patent No.:** **US D701,967 S**

(45) **Date of Patent:** **\*\* Apr. 1, 2014**

(54) **PEDICURE SPA**

(71) Applicant: **Thuy Mai**, Pearland, TX (US)

(72) Inventor: **Thuy Mai**, Pearland, TX (US)

(\*\*) Term: **14 Years**

(21) Appl. No.: **29/455,564**

(22) Filed: **May 22, 2013**

(51) **LOC (10) Cl.** ..... **24-02**

(52) **U.S. Cl.**  
USPC ..... **D24/204**; D6/708.18

(58) **Field of Classification Search**  
USPC ..... D24/200–205, 212, 213; D28/56, 61;  
D6/708.18, 336, 495; 601/6, 15, 64,  
601/157–158, 30–32; 4/622, 574.1  
See application file for complete search history.

(56) **References Cited**

**U.S. PATENT DOCUMENTS**

D405,183 S *	2/1999	Larsen	.....	D24/204
D457,018 S	5/2002	Park		
D488,868 S *	4/2004	Lundrigan	.....	D24/200
D531,318 S *	10/2006	Morral Gispert	.....	D24/201
D561,903 S	2/2008	Ton		
D569,135 S *	5/2008	Galati et al.	.....	D6/495
D571,018 S	6/2008	Ton		
D571,961 S	6/2008	Nguyen		
D574,502 S	8/2008	Ton		
D583,576 S *	12/2008	Tran	.....	D6/336
D588,707 S	3/2009	Mai et al.		
D596,883 S *	7/2009	Tran	.....	D6/495
D598,120 S	8/2009	Mai et al.		
D602,269 S *	10/2009	Jamison et al.	.....	D6/336
D608,454 S	1/2010	Mai et al.		
D614,306 S	4/2010	Mai		
D615,326 S *	5/2010	Tran	.....	D6/495

D626,360 S *	11/2010	Galati et al.	.....	D6/500
D627,075 S *	11/2010	Galati et al.	.....	D24/204
D638,548 S	5/2011	Le et al.		
D641,485 S	7/2011	Mai		
D645,155 S *	9/2011	Niu	.....	D24/204
D646,082 S *	10/2011	Tran	.....	D6/495
D647,625 S	10/2011	Le et al.		
D650,084 S *	12/2011	Tran	.....	D24/204

**OTHER PUBLICATIONS**

T4 Concepts & Designs, LLC, Product Catalog, 2007, T4 Concepts & Designs, LLC, Baton Rouge, LA, USA.

\* cited by examiner

*Primary Examiner* — David Muller

(74) *Attorney, Agent, or Firm* — John K. Buche; Scott D. Compton; Buche & Associates, P.C.

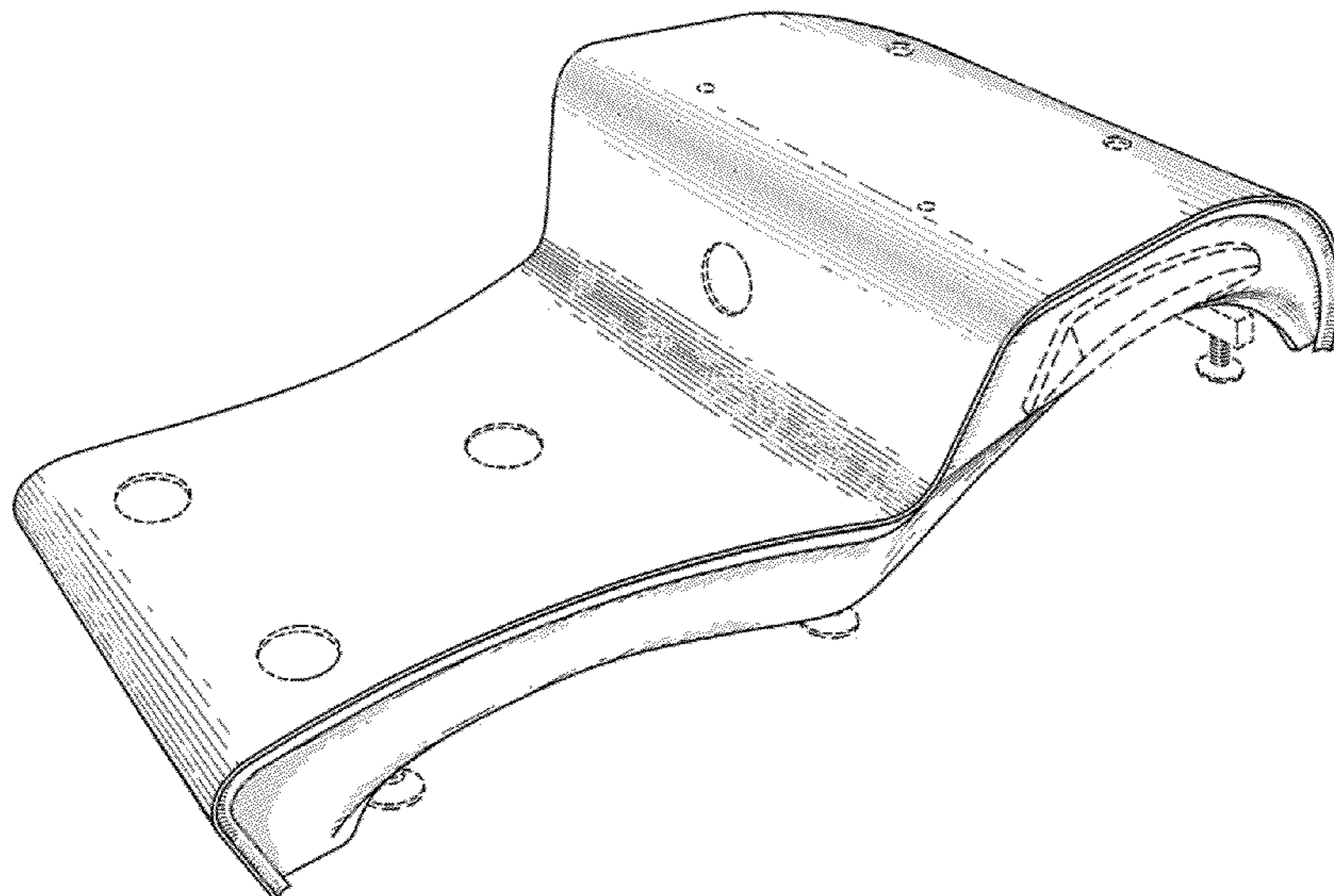
(57) **CLAIM**

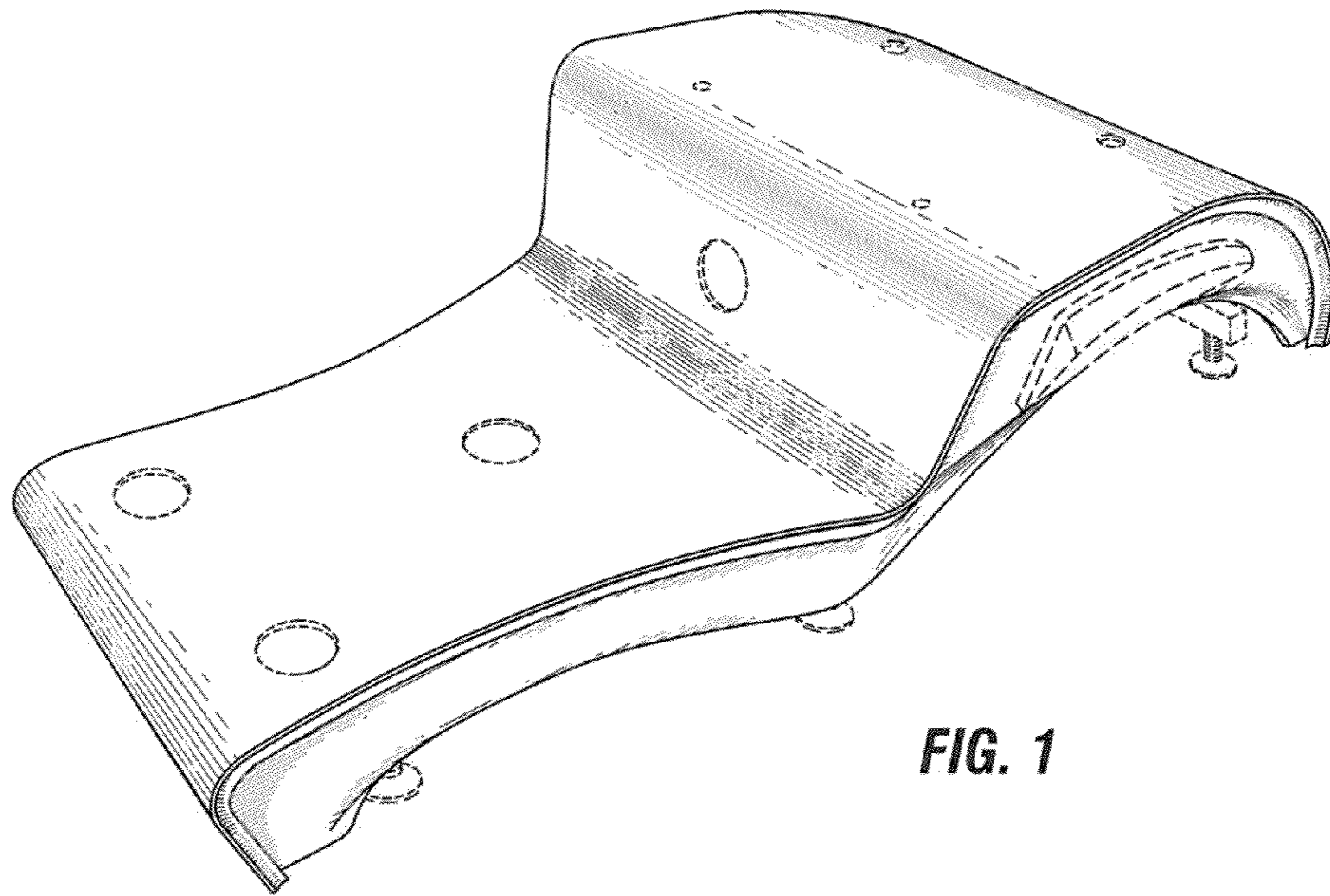
The ornamental design for a pedicure spa, as shown and described.

**DESCRIPTION**

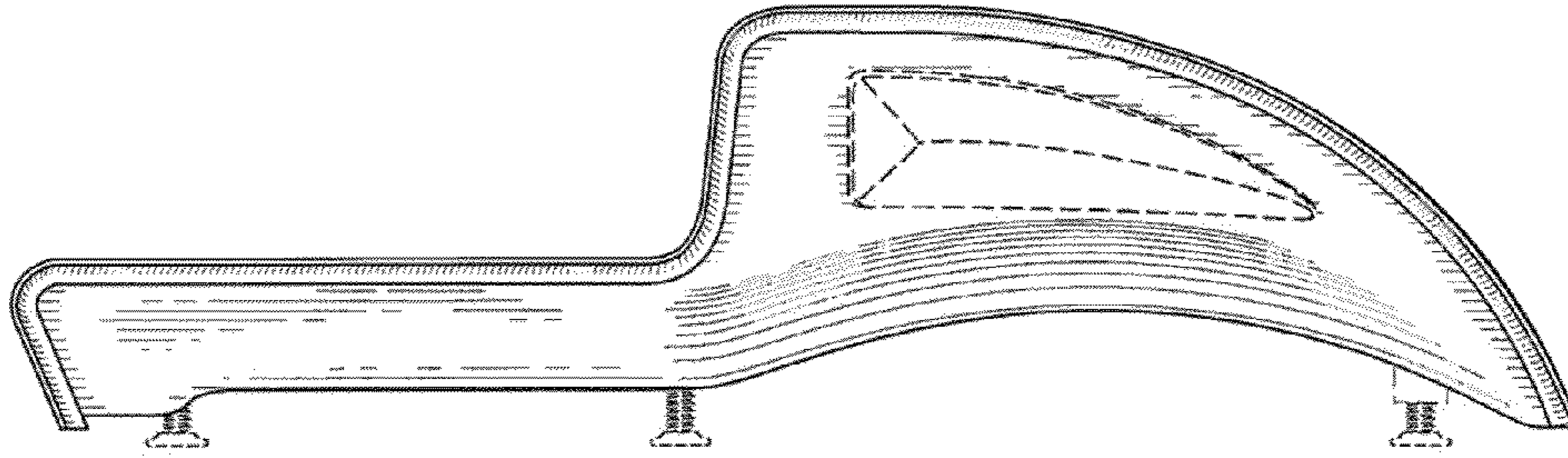
FIG. 1 is a front perspective view of a pedicure spa showing my new design.  
FIG. 2 is a left side elevation view thereof;  
FIG. 3 is a right side elevation view thereof;  
FIG. 4 is a top plan view thereof;  
FIG. 5 is a rear elevation view thereof;  
FIG. 6 is a front elevation view thereof; and,  
FIG. 7 is a front perspective view thereof, with environmental structure shown in broken lines.  
The broken line showing of parts of the drawings is included for the purpose of illustrating use and environment and forms no part of the claimed design.

**1 Claim, 3 Drawing Sheets**

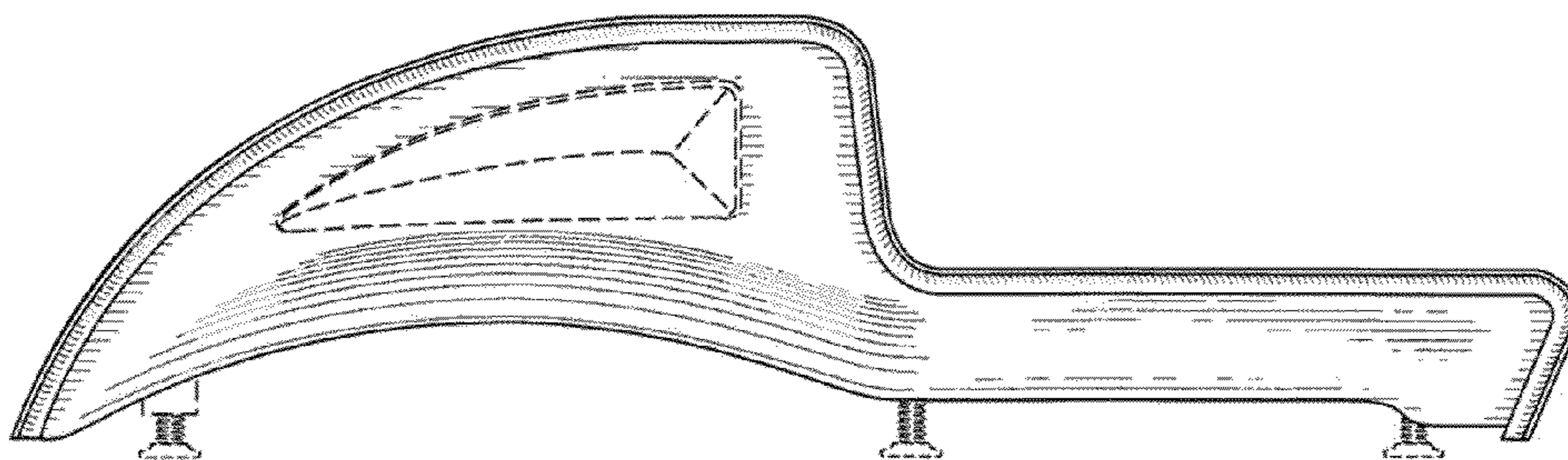




**FIG. 1**



**FIG. 2**



**FIG. 3**

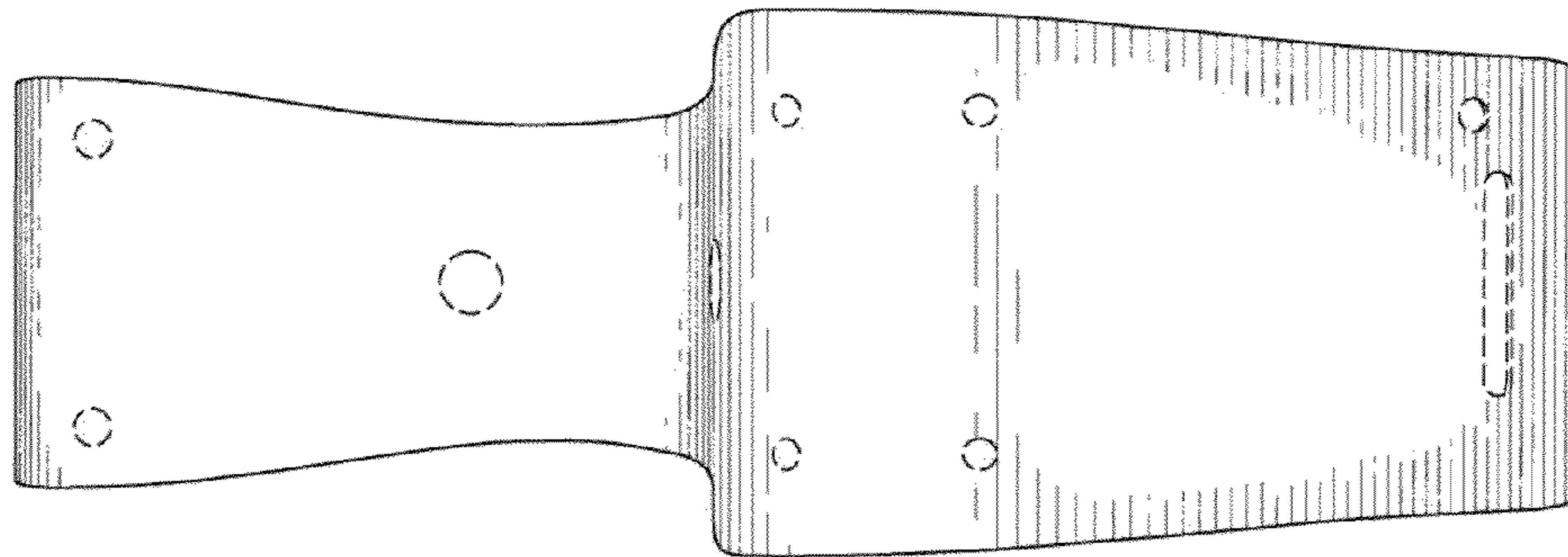


FIG. 4

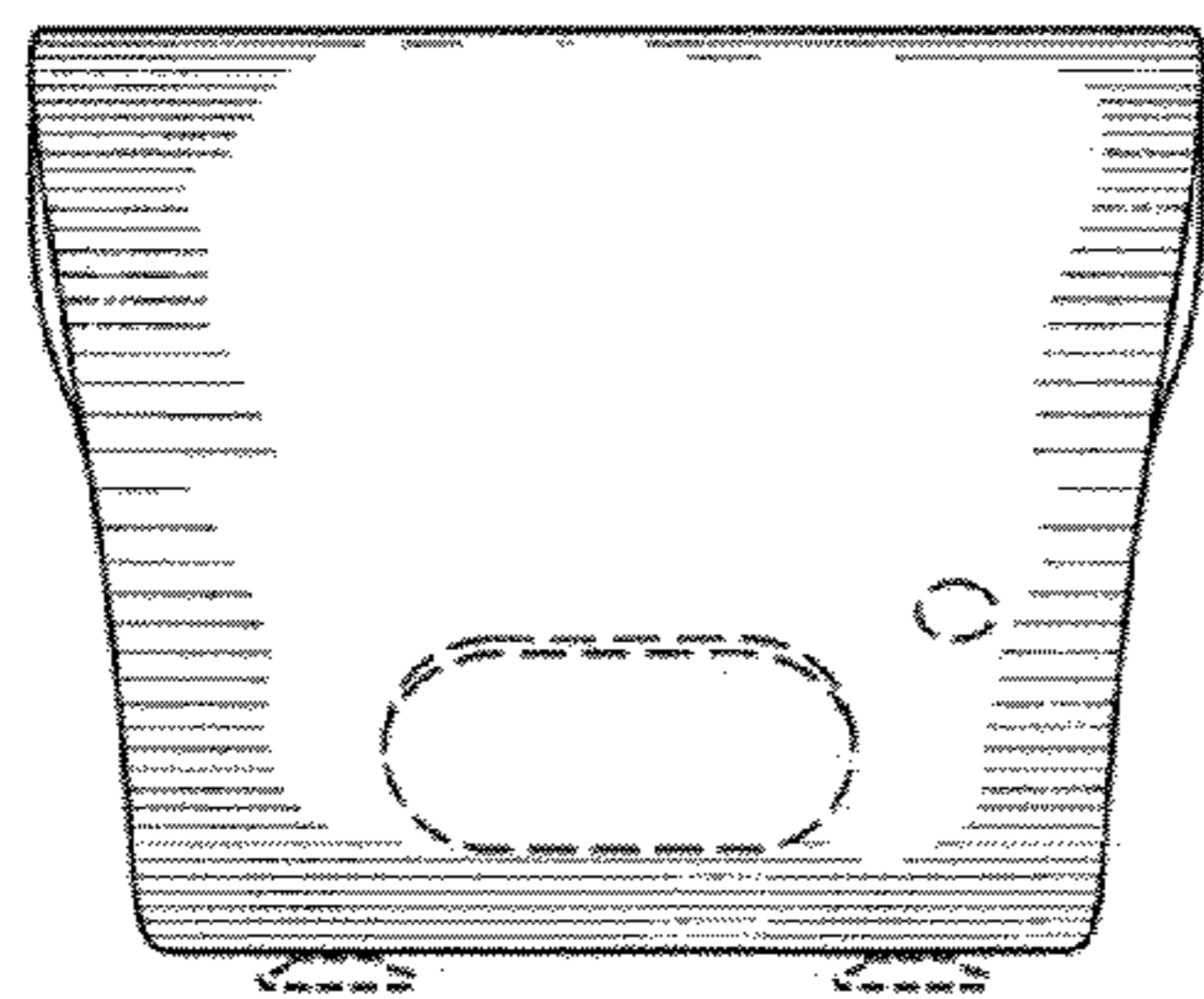


FIG. 5

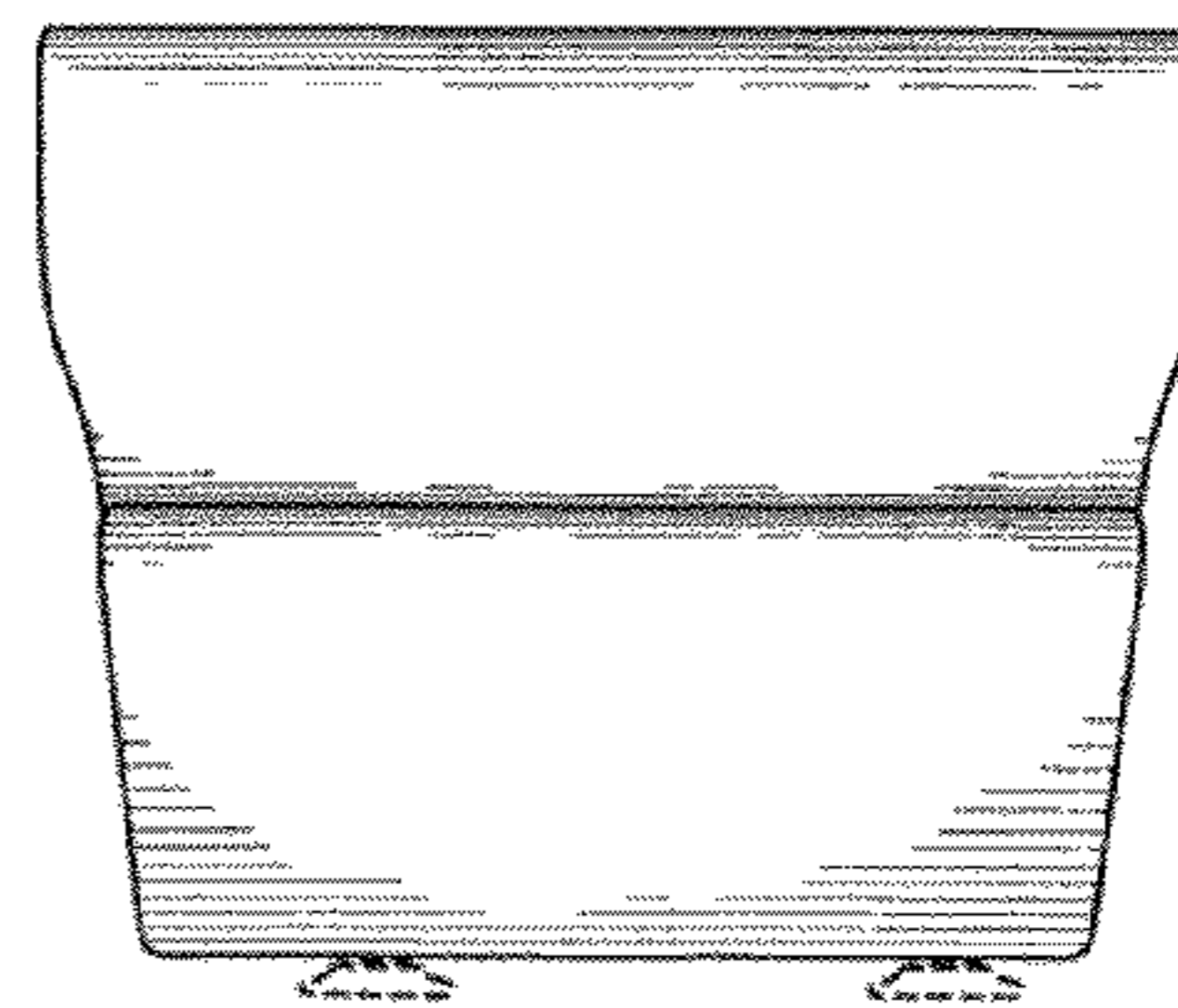


FIG. 6

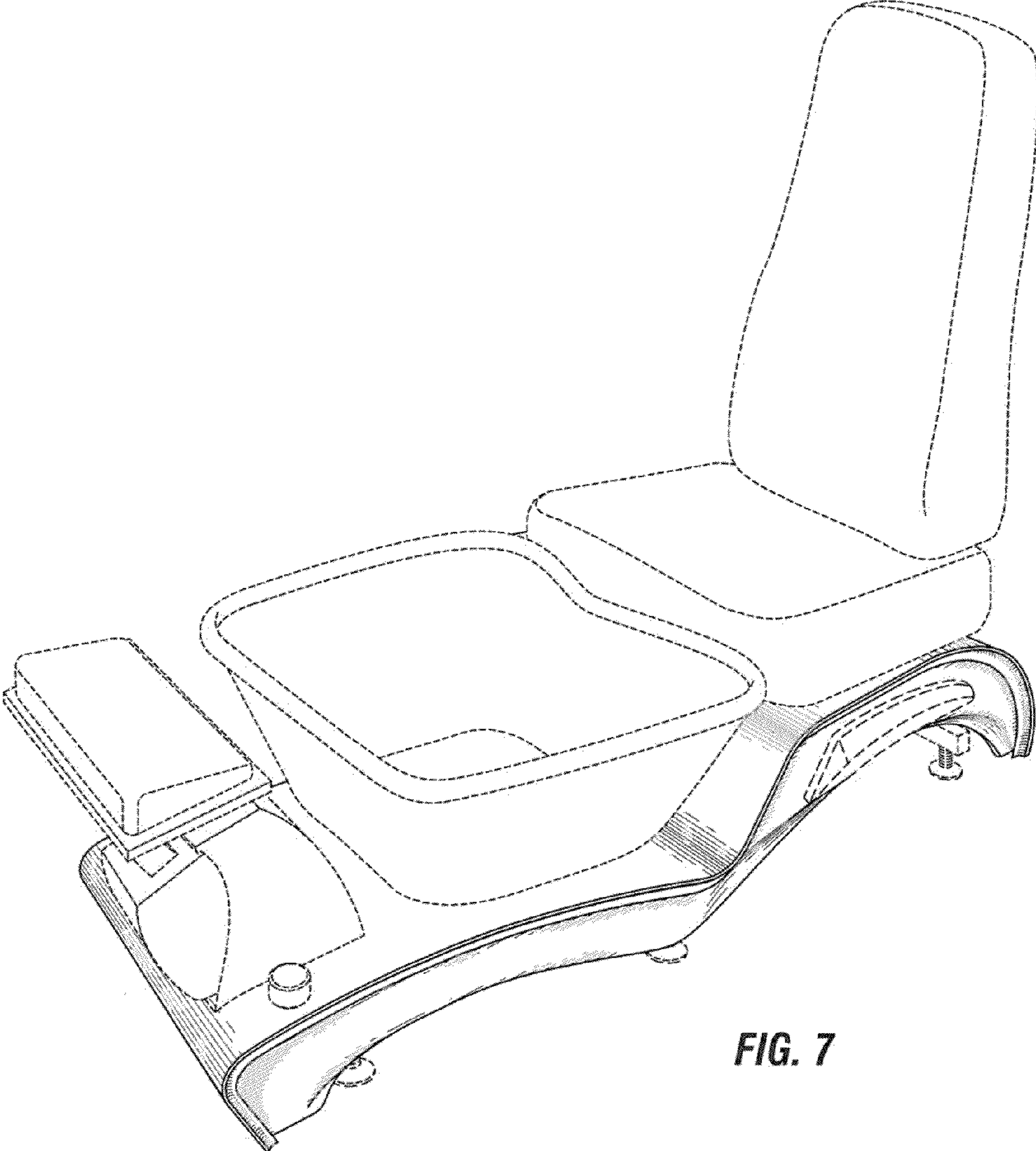


FIG. 7