



US00D701911S

(12) **United States Design Patent**  
**Pascale**

(10) **Patent No.:** **US D701,911 S**

(45) **Date of Patent:** **\*\* Apr. 1, 2014**

- (54) **CROSS BONES STATIONERY TAB**
- (71) Applicant: **MCLip Co.**, San Clemente, CA (US)
- (72) Inventor: **Steven Patrick Pascale**, San Clemente, CA (US)
- (73) Assignee: **Steven P. Pascale**, San Clemente, CA (US)
- (\*\*) Term: **14 Years**
- (21) Appl. No.: **29/421,962**
- (22) Filed: **Nov. 1, 2012**
- (51) **LOC (10) Cl.** ..... **19-99**
- (52) **U.S. Cl.**  
USPC ..... **D19/99**
- (58) **Field of Classification Search**  
USPC ..... D1/106-110; D11/78.1, 132-136,  
D11/157-160; D19/65, 86, 99, 100;  
24/67 R, 67.1, 67.3, 67.9, 67.11, 552,  
24/563, DIG. 8, DIG. 9, DIG. 10;  
D20/29-32, 35, 40  
See application file for complete search history.

8,291,627	B1 *	10/2012	Spencer et al.	40/209
D688,027	S *	8/2013	Smith et al.	D1/106
2005/0008759	A1 *	1/2005	Nie et al.	426/656
2007/0224131	A1 *	9/2007	McCollum et al.	424/49

\* cited by examiner

*Primary Examiner* — Elizabeth Albert

(57) **CLAIM**

The ornamental design for a cross bones stationery tab, as shown and described.

**DESCRIPTION**

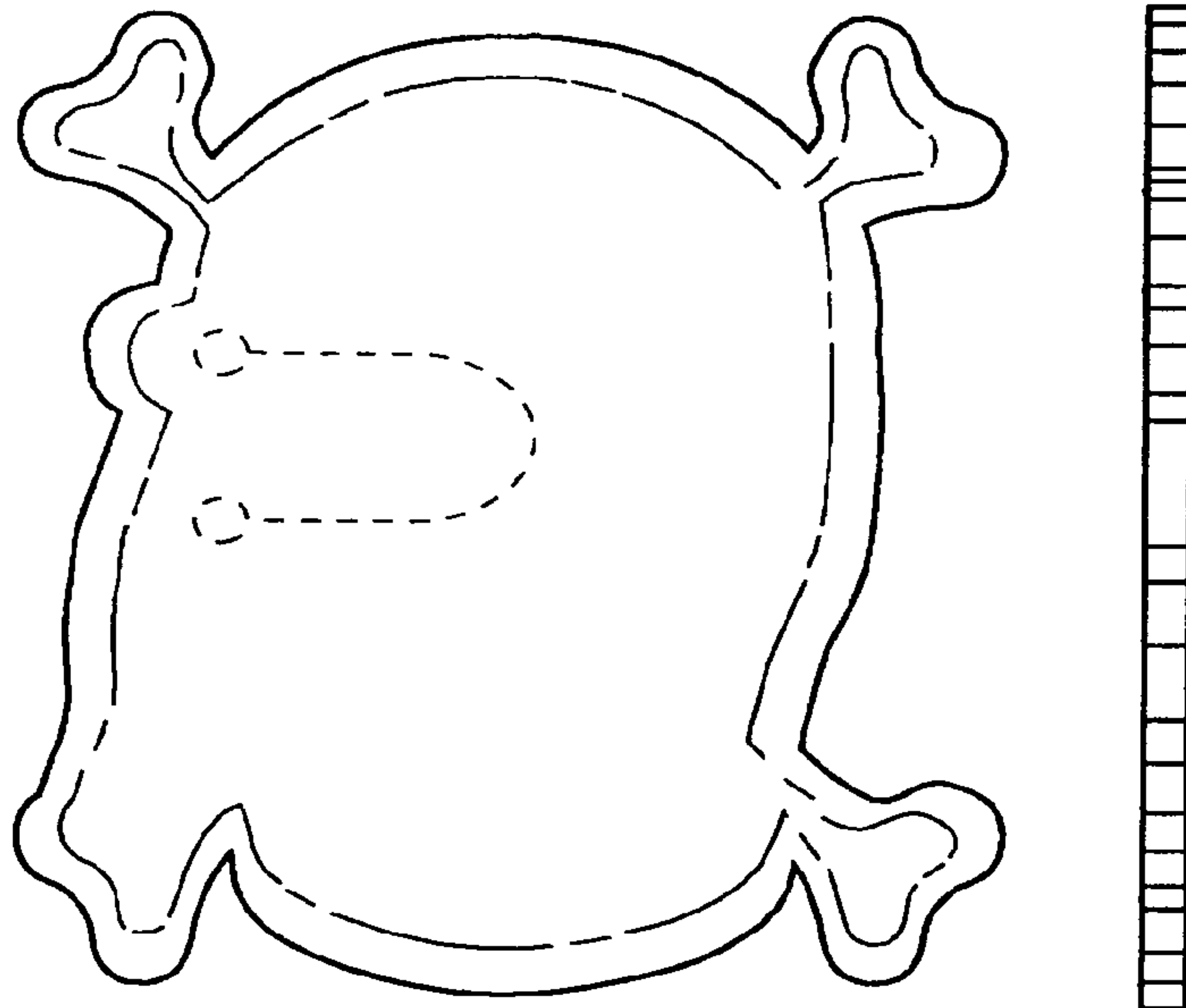
FIG. 1 is a front view of the cross bones stationery tab in accordance with my new design,  
 FIG. 2 is a rear view of the cross bones stationery tab shown in FIG. 1;  
 FIG. 3 is a perspective view of the rear of the cross bones stationery tab shown in FIG. 2;  
 FIG. 4 is a left side view of the cross bones stationery tab shown in FIG. 1;  
 FIG. 5 is a right side view of the cross bones stationery tab shown in FIG. 1;  
 FIG. 6 is a top view of the cross bones stationery tab shown in FIG. 1; and,  
 FIG. 7 is a bottom view of the cross bones stationery tab shown in FIG. 1.  
 The long and short broken lines around the inside edge of the cross bones stationery tab define the bounds of the claimed design and form no part thereof.  
 The evenly spaced broken lines showing the clip and apertures in the middle of the cross bones stationery tab are included to show features that form no part of the claimed design.

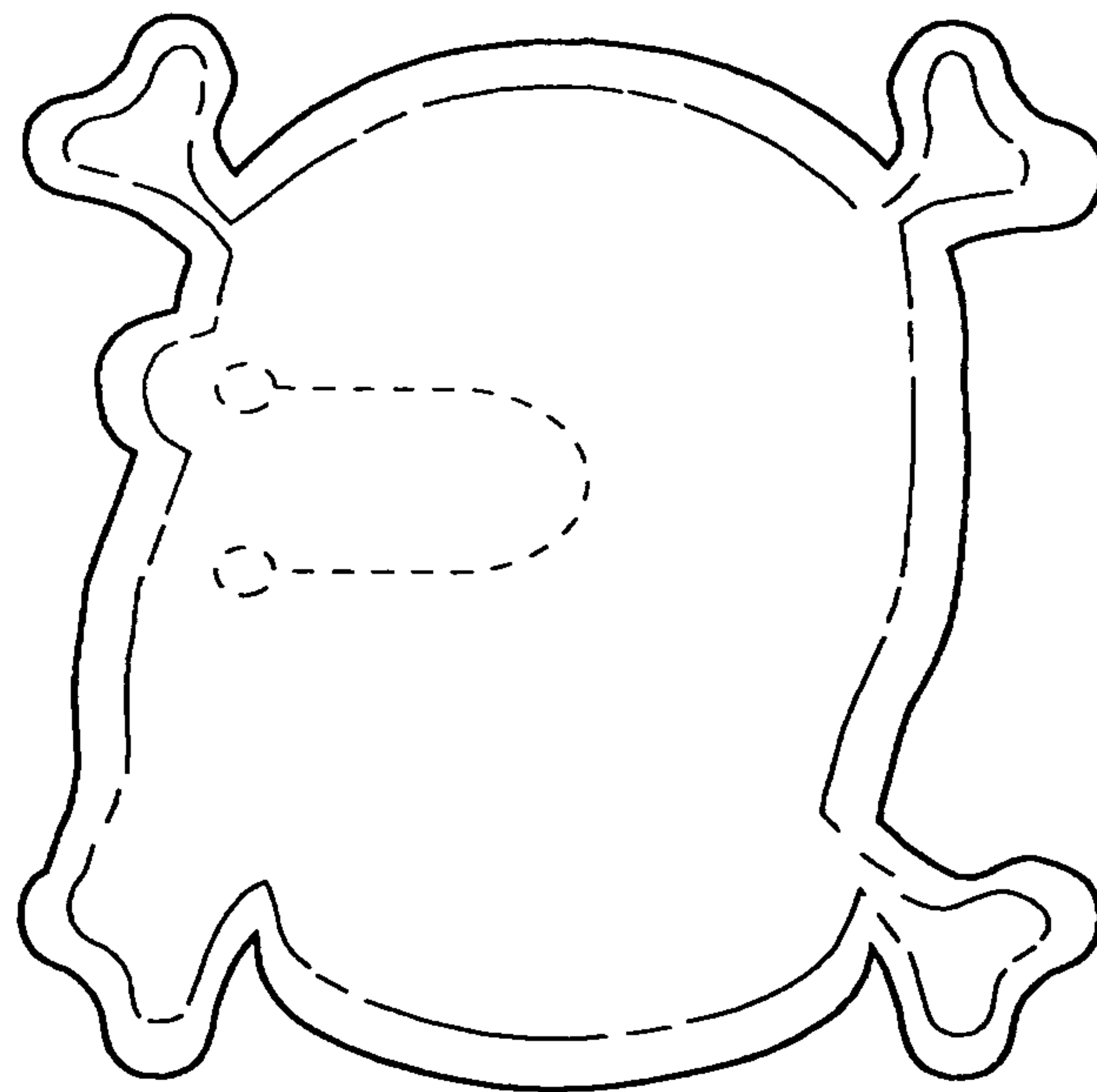
(56) **References Cited**

**U.S. PATENT DOCUMENTS**

D322,882	S *	1/1992	Botella	D2/952
5,370,841	A *	12/1994	McDonnell	422/401
5,759,042	A *	6/1998	Laka	434/236
6,262,353	B1 *	7/2001	Murray	84/290
7,076,738	B2 *	7/2006	Baker et al.	715/763
7,205,467	B2 *	4/2007	Tafolla et al.	84/327
D572,426	S *	7/2008	McCollum et al.	D1/106
7,506,256	B2 *	3/2009	Baker et al.	715/708
D603,579	S *	11/2009	Townsend et al.	D1/109
D643,586	S *	8/2011	Freije	D1/106

**1 Claim, 7 Drawing Sheets**





**Fig. 1**

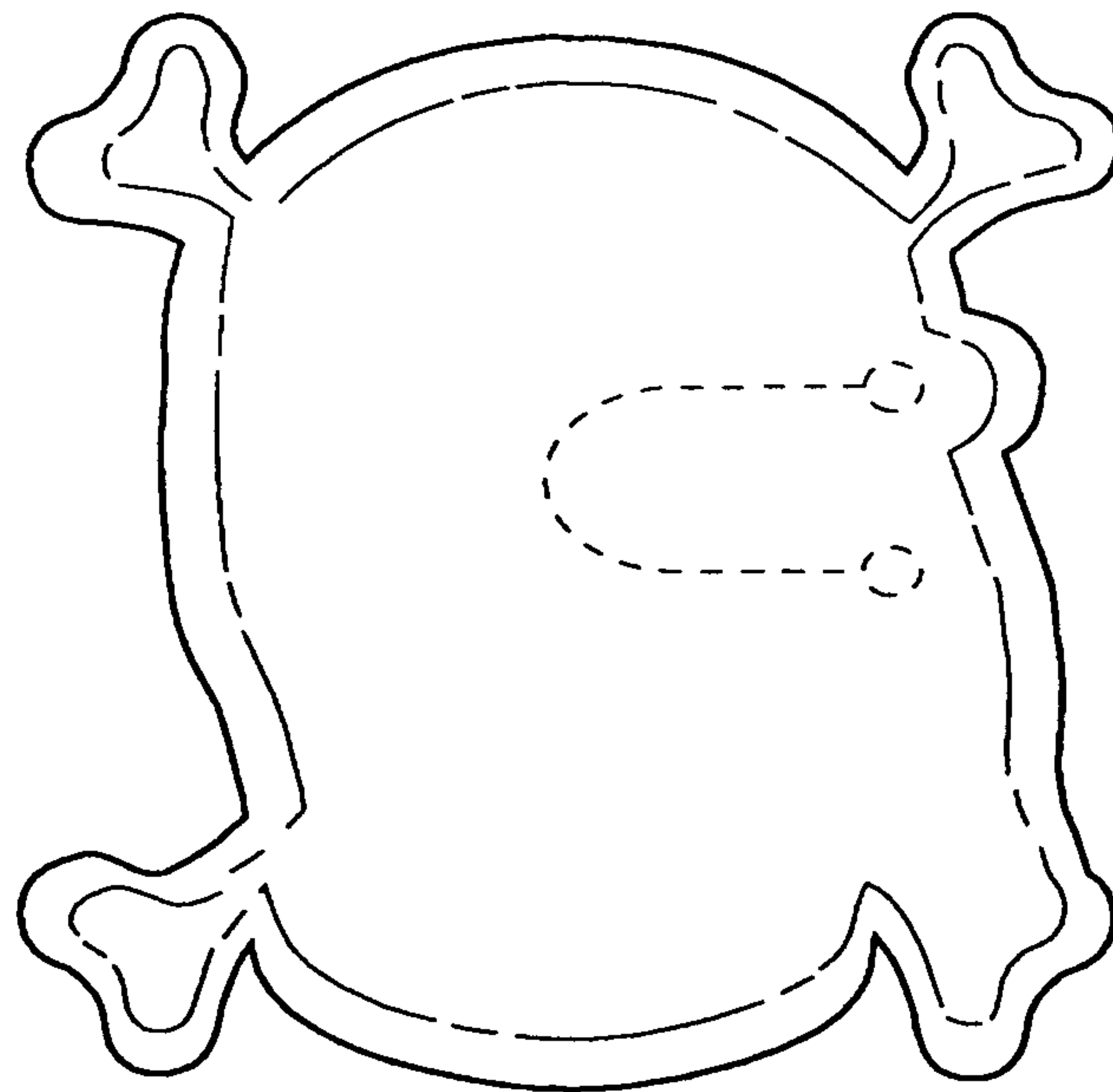
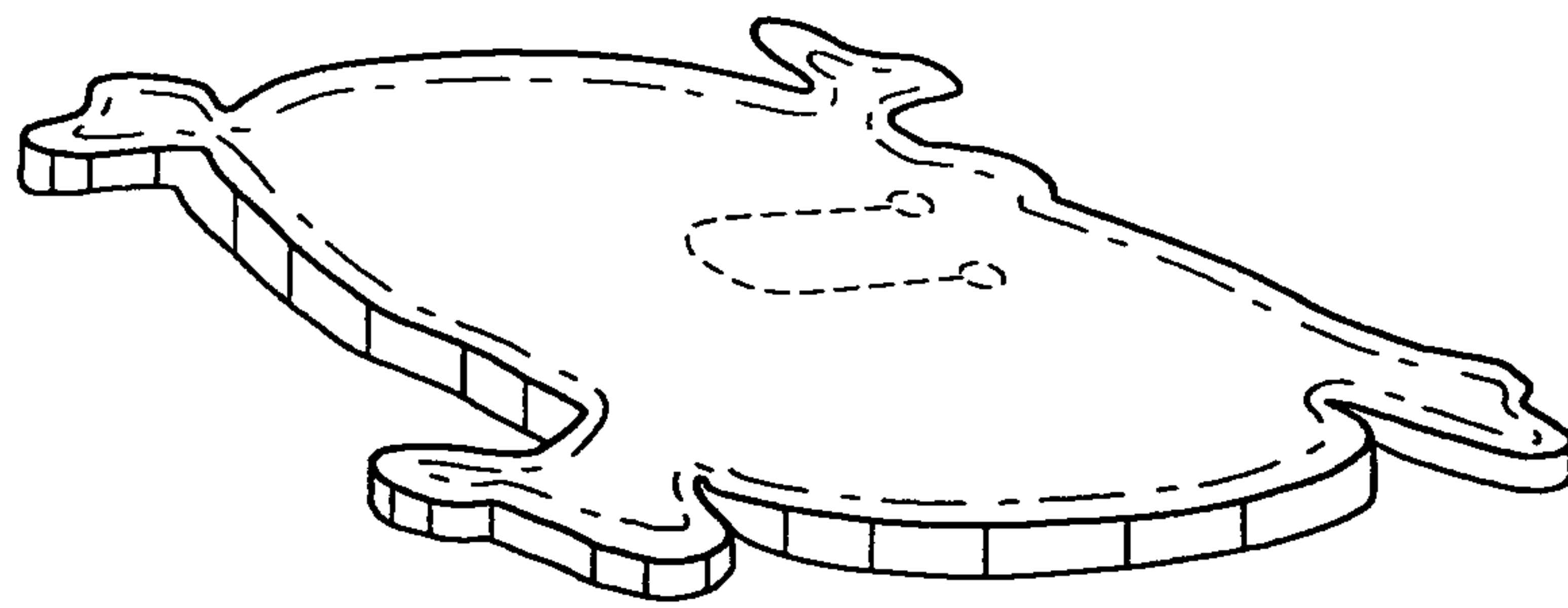


Fig. 2



**Fig. 3**



**Fig. 4**



**Fig. 5**



**Fig. 6**



**Fig. 7**