



US00D701910S

(12) **United States Design Patent**
Pascale

(10) **Patent No.:** **US D701,910 S**

(45) **Date of Patent:** **** Apr. 1, 2014**

(54) **BULL DOG STATIONERY TAB**

Primary Examiner — Elizabeth Albert

(75) Inventor: **Steven Patrick Pascale**, San Clemente, CA (US)

(73) Assignee: **Steven P. Pascale**, San Clemente, CA (US)

(**) Term: **14 Years**

(21) Appl. No.: **29/421,631**

(22) Filed: **Aug. 27, 2012**

(51) **LOC (10) Cl.** **19-99**

(52) **U.S. Cl.**
USPC **D19/99**

(58) **Field of Classification Search**
USPC D1/106-110, 113; D11/78.1, 132-135, D11/157, 158; D19/52, 65, 99, 100; D20/29-32, 35, 40; D21/606, 611, D21/616, 618, 650, 652; 24/67 R, 67.1, 67.3, 24/67.9, 67.11, 552, 563
See application file for complete search history.

(56) **References Cited**

U.S. PATENT DOCUMENTS

D156,623	S	*	12/1949	Harmon, Jr.	D11/78.1
2,859,732	A	*	11/1958	Driscoll	119/864
D257,657	S	*	12/1980	Stoll	D7/625
D407,868	S	*	4/1999	Axelrod	D30/160
D428,218	S	*	7/2000	Dehart	D30/152
D467,982	S	*	12/2002	Watson	D21/611
D507,218	S	*	7/2005	Spencer	D12/193
D534,003	S	*	12/2006	McNally	D6/300

* cited by examiner

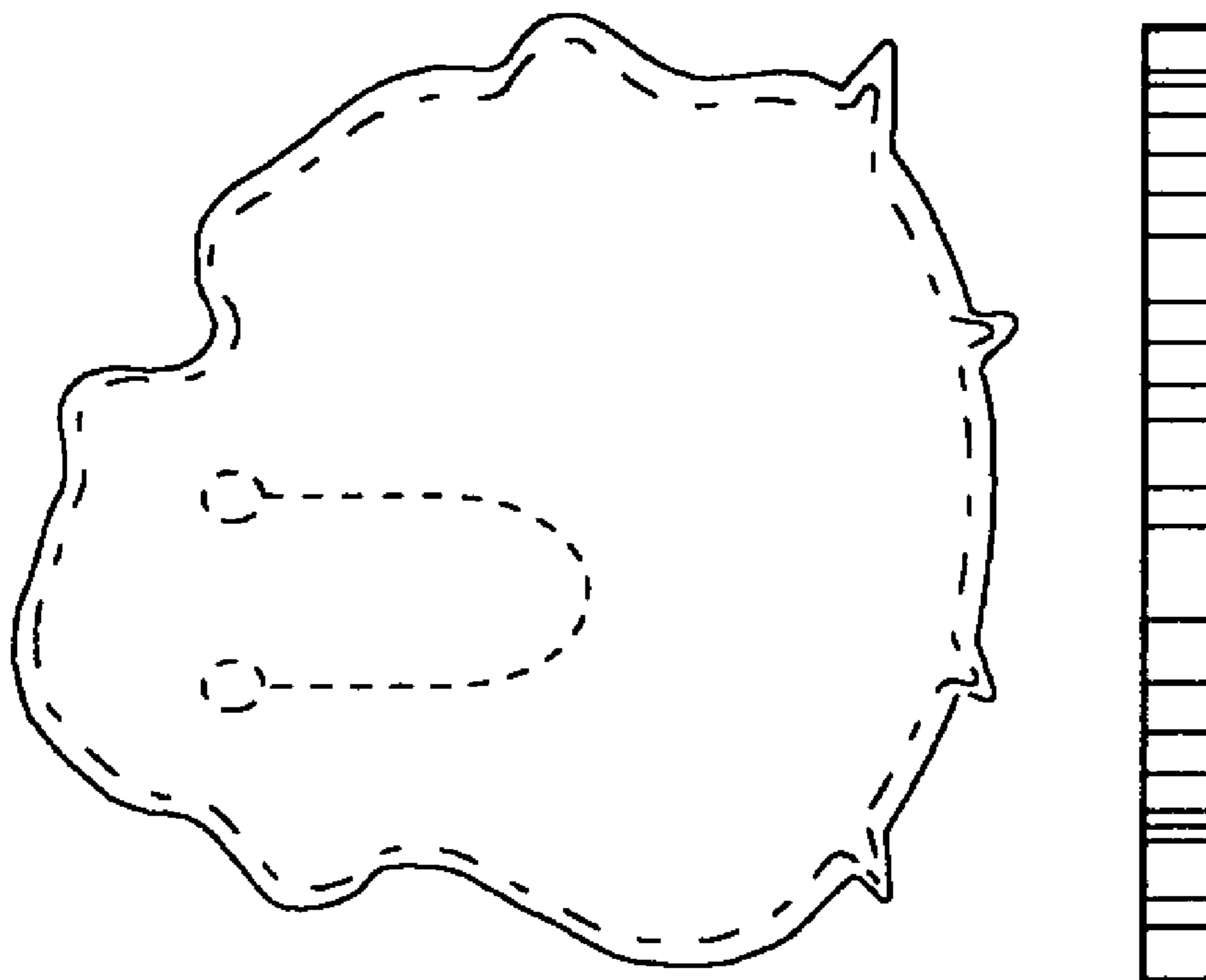
(57) **CLAIM**
The ornamental design for a bull dog stationery tab, as shown and described.

DESCRIPTION

FIG. 1 is a front view of the bull dog stationery tab in accordance with my new design,
FIG. 2 is a rear view of the bull dog stationery tab shown in FIG. 1;
FIG. 3 is a perspective view of the bull dog stationery tab shown in FIG. 1;
FIG. 4 is a left side view of the bull dog stationery tab shown in FIG. 1;
FIG. 5 is a right side view of the bull dog stationery tab shown in FIG. 1;
FIG. 6 is a top view of the bull dog stationery tab shown in FIG. 1; and,
FIG. 7 is a bottom view of the bull dog stationery tab shown in FIG. 1.

The long and short broken lines around the inside edge of the bull dog stationery tab define the bounds of the claimed design and form no part thereof.
The evenly spaced broken lines showing the clip and apertures in the middle of the bull dog stationery tab are included to show features that form no part of the claimed design.

1 Claim, 1 Drawing Sheet



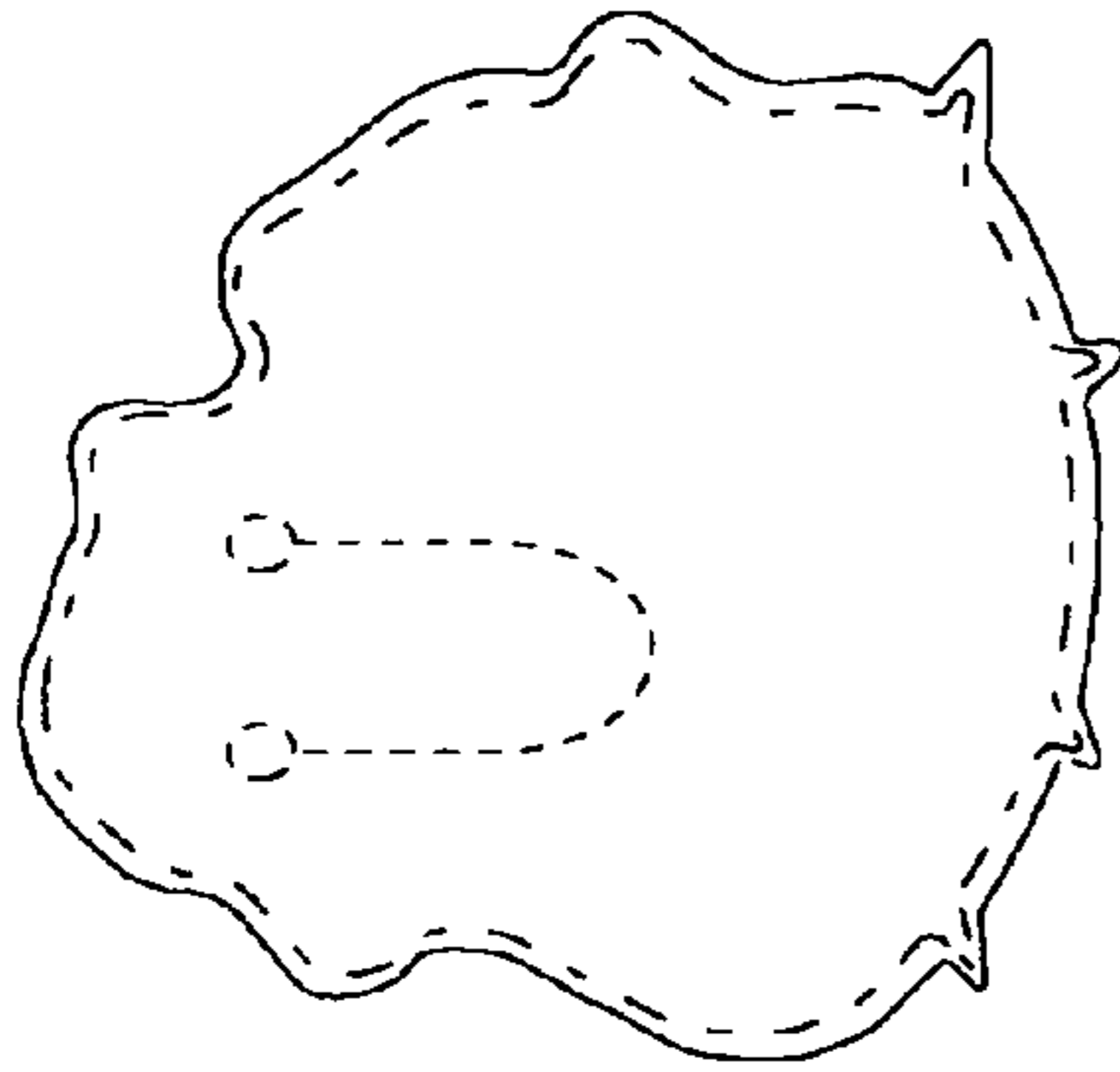


Fig. 1

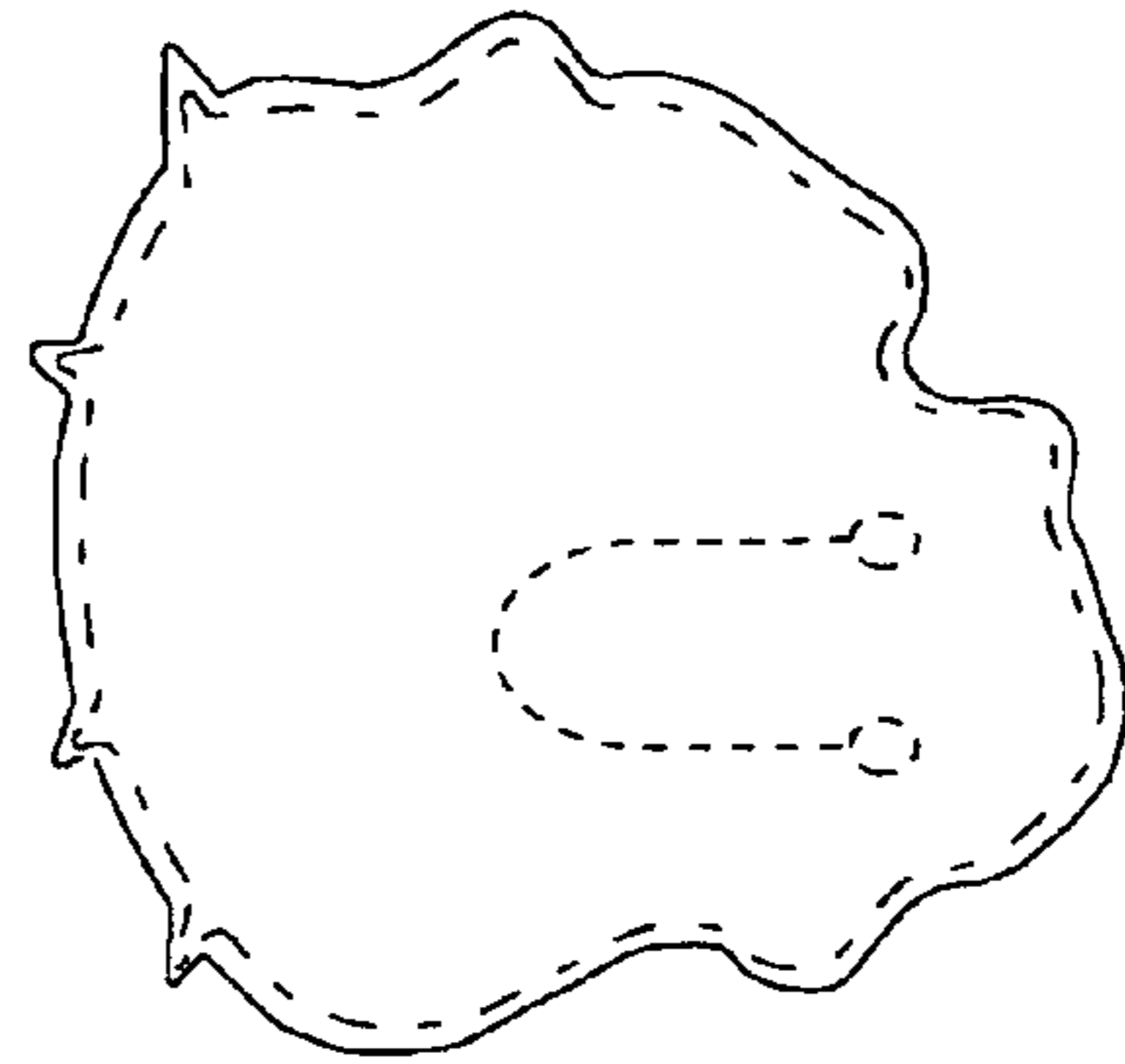


Fig. 2




Fig. 3

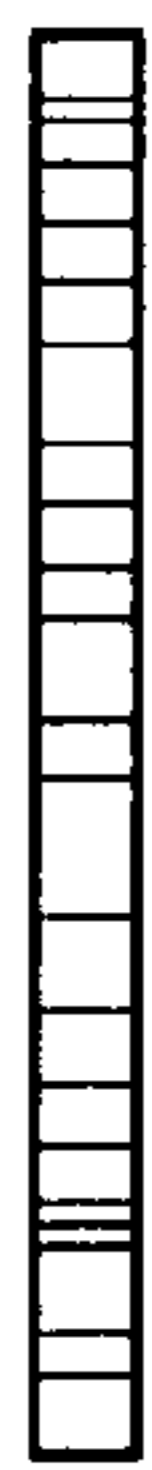


Fig. 4



Fig. 5



Fig. 6

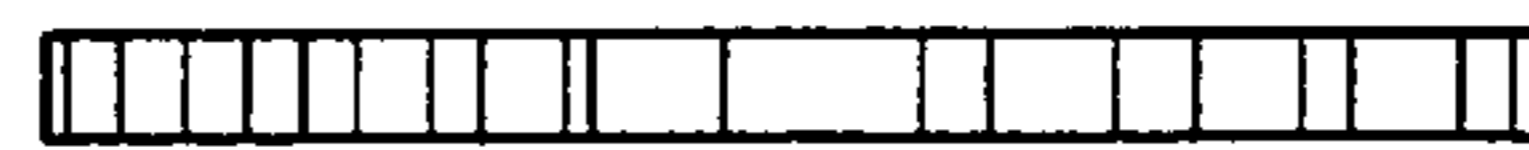


Fig. 7