



US00D701909S

(12) **United States Design Patent**  
**Pascale**

(10) **Patent No.:** **US D701,909 S**

(45) **Date of Patent:** **\*\* Apr. 1, 2014**

(54) **HUSKIE STATIONERY TAB**

(75) **Inventor:** **Steven Patrick Pascale**, San Clemente, CA (US)

(73) **Assignee:** **Steven P. Pascale**, San Clemente, CA (US)

(\*\*) **Term:** **14 Years**

(21) **Appl. No.:** **29/421,628**

(22) **Filed:** **Aug. 27, 2012**

(51) **LOC (10) Cl.** ..... **19-99**

(52) **U.S. Cl.**  
USPC ..... **D19/99**

(58) **Field of Classification Search**  
USPC ..... D1/106-110, 113; D11/78.1, 132-135, D11/157, 158; D19/52, 65, 99, 100; D20/29-32, 35, 40; D21/606, 611, D21/616, 618, 650, 652; 24/67 R, 67.1, 67.3, 24/67.9, 67.11, 552, 563  
See application file for complete search history.

(56) **References Cited**

**U.S. PATENT DOCUMENTS**

2,288,303	A *	6/1942	Ryan et al.	248/316.7
2,670,712	A *	3/1954	Patience et al.	119/856
2,826,172	A *	3/1958	Buckle et al.	119/792
D257,657	S *	12/1980	Stoll	D7/625
D289,454	S *	4/1987	Taub	D30/152
D319,116	S *	8/1991	Ode	D30/145
D331,946	S *	12/1992	Burgess	D20/40
D393,914	S *	4/1998	Novros	D26/39
D408,598	S *	4/1999	Martell	D30/153
6,085,694	A *	7/2000	Simon	119/792
6,123,049	A *	9/2000	Slater	119/850
D441,801	S *	5/2001	Wells et al.	D20/30

6,845,737	B1 *	1/2005	Austin	119/796
D624,710	S *	9/2010	Moore	D30/152
D642,842	S *	8/2011	Stoeckler	D6/572

\* cited by examiner

*Primary Examiner* — Elizabeth Albert

(57) **CLAIM**

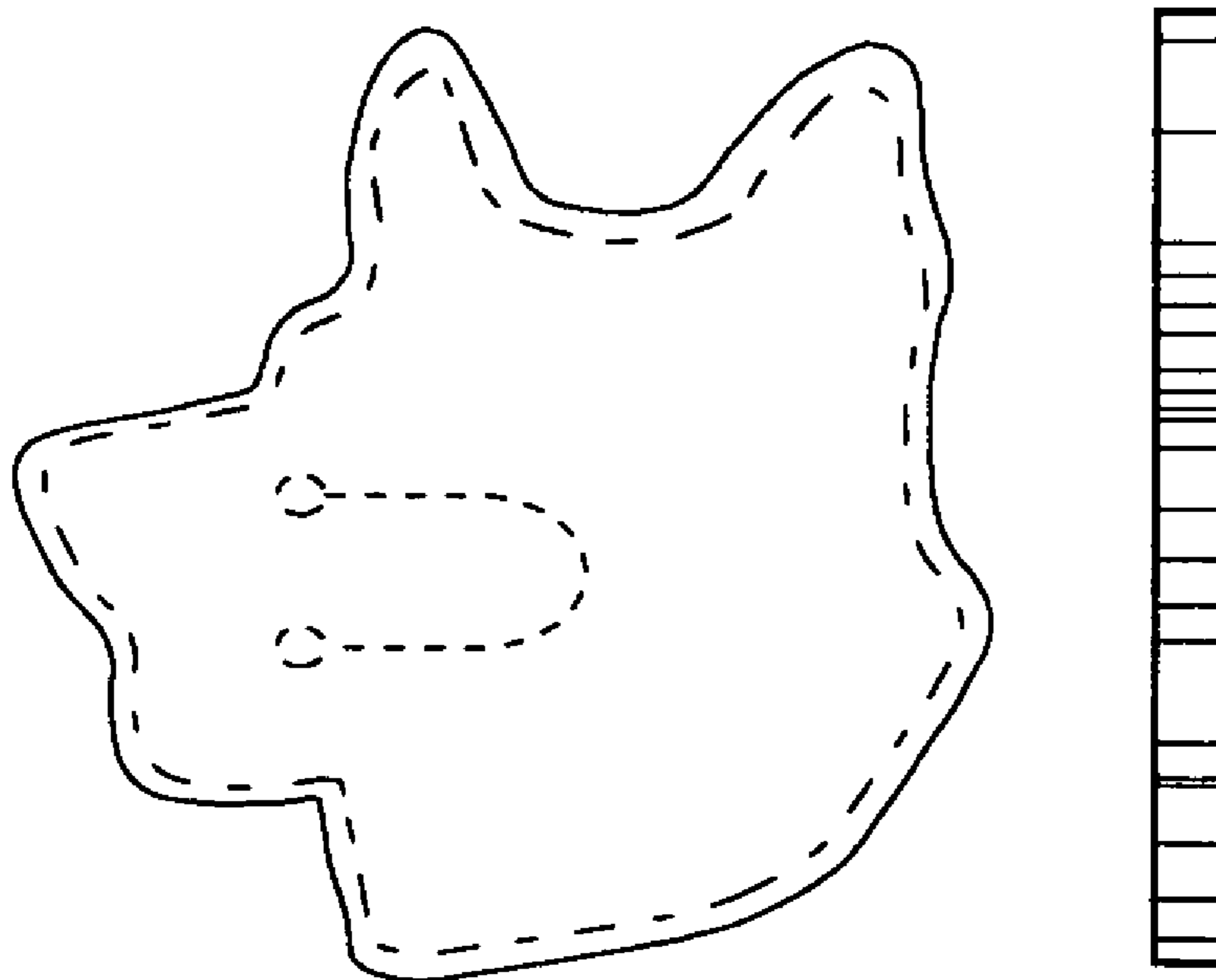
The ornamental design for a huskie stationery tab, as shown and described.

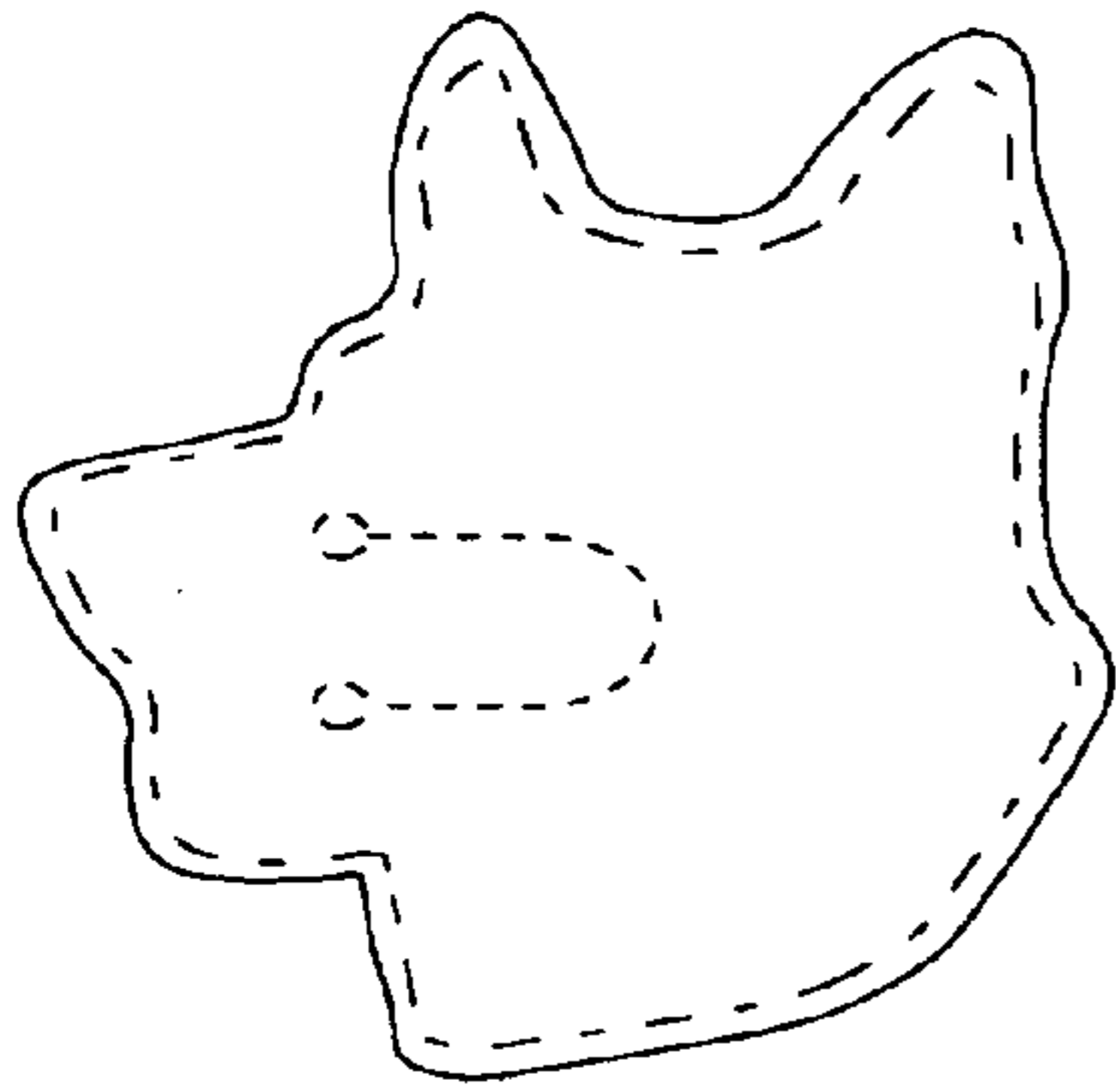
**DESCRIPTION**

FIG. 1 is a front view of the huskie stationery tab in accordance with my new design,  
 FIG. 2 is a rear view of the huskie stationery tab shown in FIG. 1;  
 FIG. 3 is a perspective view of the rear of the huskie stationery tab shown in FIG. 2;  
 FIG. 4 is a left side view of the huskie stationery tab shown in FIG. 1;  
 FIG. 5 is a right side view of the huskie stationery tab shown in FIG. 1;  
 FIG. 6 is a top view of the huskie stationery tab shown in FIG. 1; and,  
 FIG. 7 is a bottom view of the huskie stationery tab shown in FIG. 1.

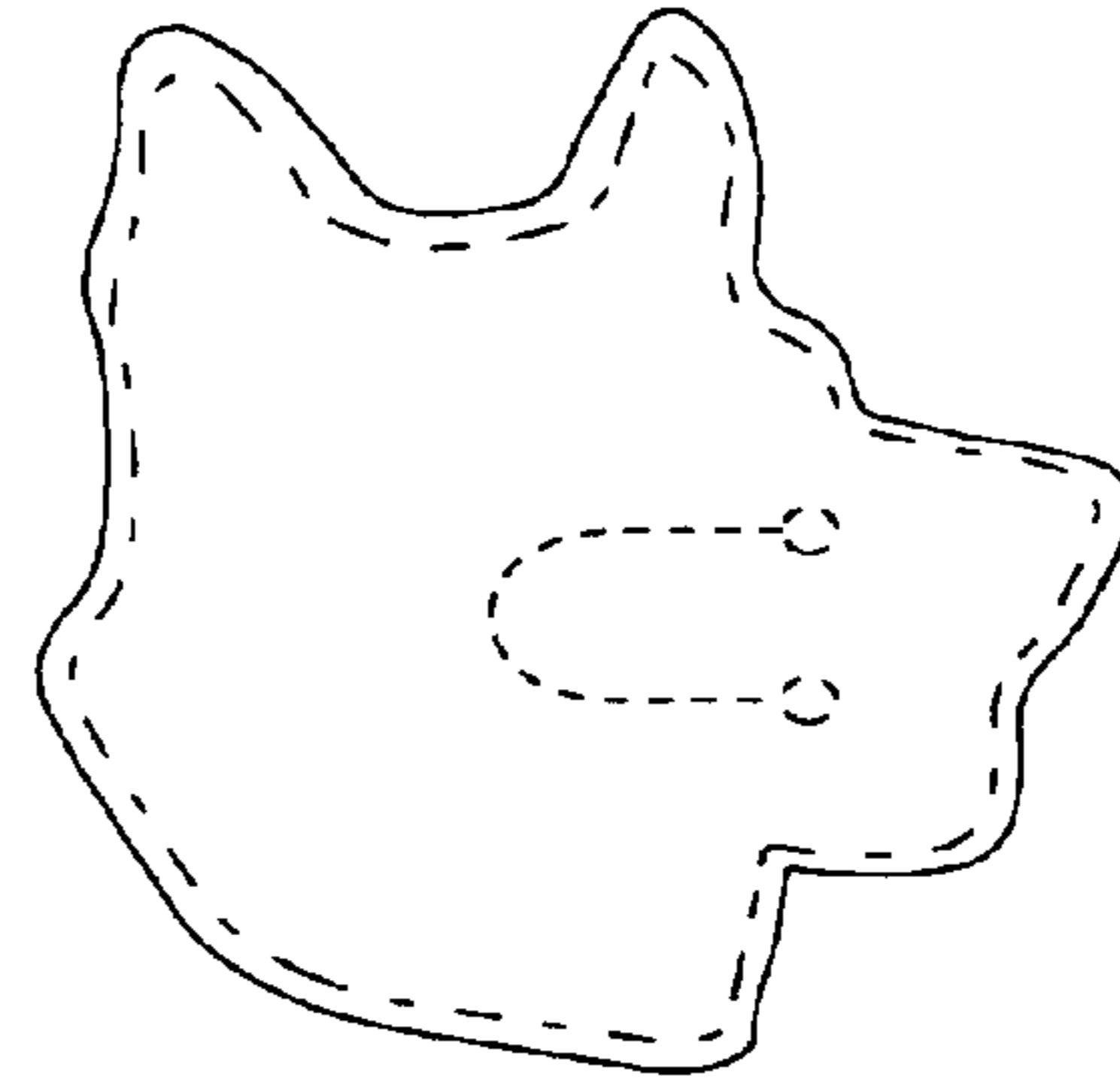
The long and short broken lines around the inside edge of the huskie stationery tab define the bounds of the claimed design and form no part thereof.  
 The evenly spaced broken lines showing the clip and apertures in the middle of the huskie stationery tab are included to show features that form no part of the claimed design.

**1 Claim, 1 Drawing Sheet**

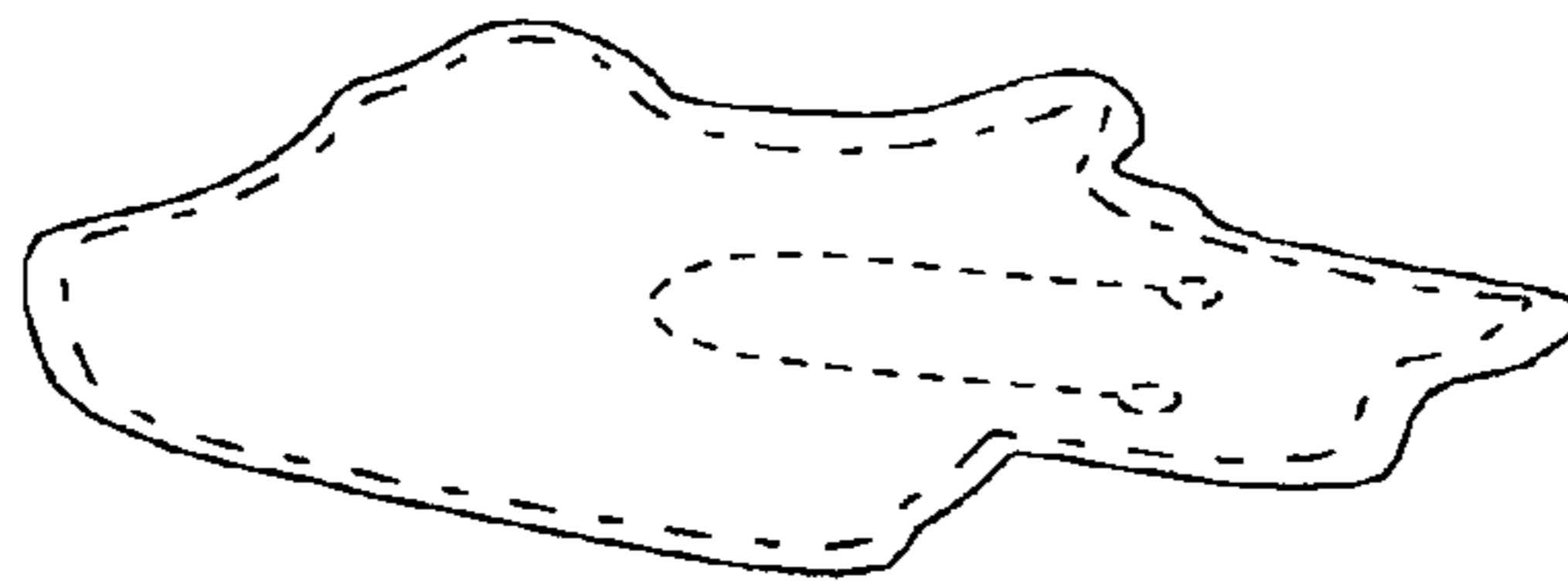




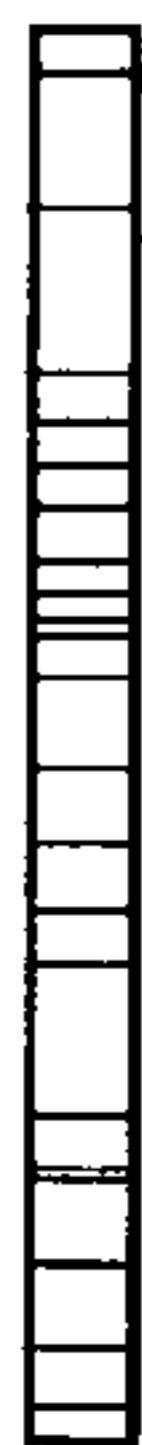
**Fig. 1**



**Fig. 2**



**Fig. 3**



**Fig. 4**



**Fig. 5**



**Fig. 6**



**Fig. 7**