



US00D701907S

(12) **United States Design Patent**
Pascale

(10) **Patent No.:** **US D701,907 S**

(45) **Date of Patent:** **** Apr. 1, 2014**

(54) **TRUCK STATIONERY TAB**

(75) **Inventor:** **Steven Patrick Pascale**, San Clemente, CA (US)

(73) **Assignee:** **Steven P. Pascale**, San Clemente, CA (US)

(**) **Term:** **14 Years**

(21) **Appl. No.:** **29/421,583**

(22) **Filed:** **Aug. 20, 2012**

(51) **LOC (10) Cl.** **19-99**

(52) **U.S. Cl.**
USPC **D19/99**

(58) **Field of Classification Search**
USPC D1/106-110, 113; D11/78.1, 132-133, D11/138, 163; D19/52, 65, 99, 100; D20/29-32, 35, 40; 24/67 R, 67.1, 67.3, 24/67.9, 67.11, 552, 563; D21/433, 434
See application file for complete search history.

(56) **References Cited**

U.S. PATENT DOCUMENTS

D372,211 S *	7/1996	Hunter et al.	D12/98
D393,021 S *	3/1998	Box	D21/424
D421,933 S *	3/2000	Bender	D12/88
D431,845 S *	10/2000	Huntsberger	D21/434
D440,187 S *	4/2001	Ragone	D12/98
6,419,374 B1 *	7/2002	Goldscher	362/263
D465,750 S *	11/2002	Opfer et al.	D12/98
D479,157 S *	9/2003	Hayashi et al.	D12/98
D504,356 S *	4/2005	Metros et al.	D12/98
D506,900 S *	7/2005	Barnard et al.	D7/354
D526,247 S *	8/2006	White	D12/98

D599,273 S *	9/2009	Valeri	D12/400
D659,331 S *	5/2012	Davis	D32/43
D679,335 S *	4/2013	Bengyak	D20/35

* cited by examiner

Primary Examiner — Elizabeth Albert

(57) **CLAIM**

The ornamental design for a truck stationery tab, as shown and described.

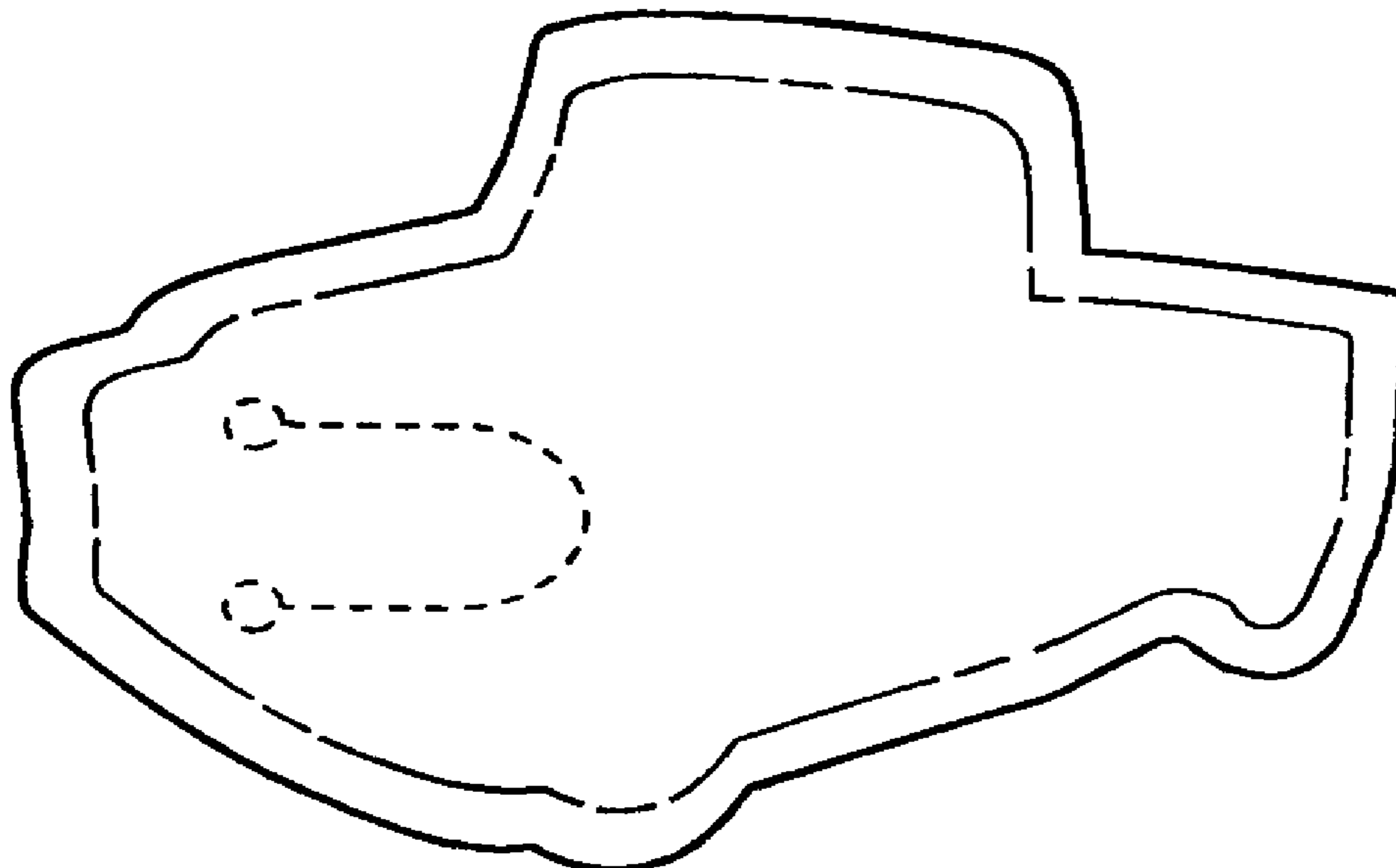
DESCRIPTION

FIG. 1 is a front view of the truck stationery tab in accordance with my new design,
 FIG. 2 is a rear view of the truck stationery tab shown in FIG. 1;
 FIG. 3 is a perspective view of the rear of the truck stationery tab shown in FIG. 2;
 FIG. 4 is a left side view of the truck stationery tab shown in FIG. 1;
 FIG. 5 is a right side view of the truck stationery tab shown in FIG. 1;
 FIG. 6 is a top view of the truck stationery tab shown in FIG. 1; and,
 FIG. 7 is a bottom view of the truck stationery tab shown in FIG. 1.

The long and short broken lines around the inside edge of the truck stationery tab define the bounds of the claimed design and form no part thereof.

The evenly spaced broken lines showing the clip and apertures in the middle of the truck stationery tab are included to show features that form no part of the claimed design.

1 Claim, 7 Drawing Sheets



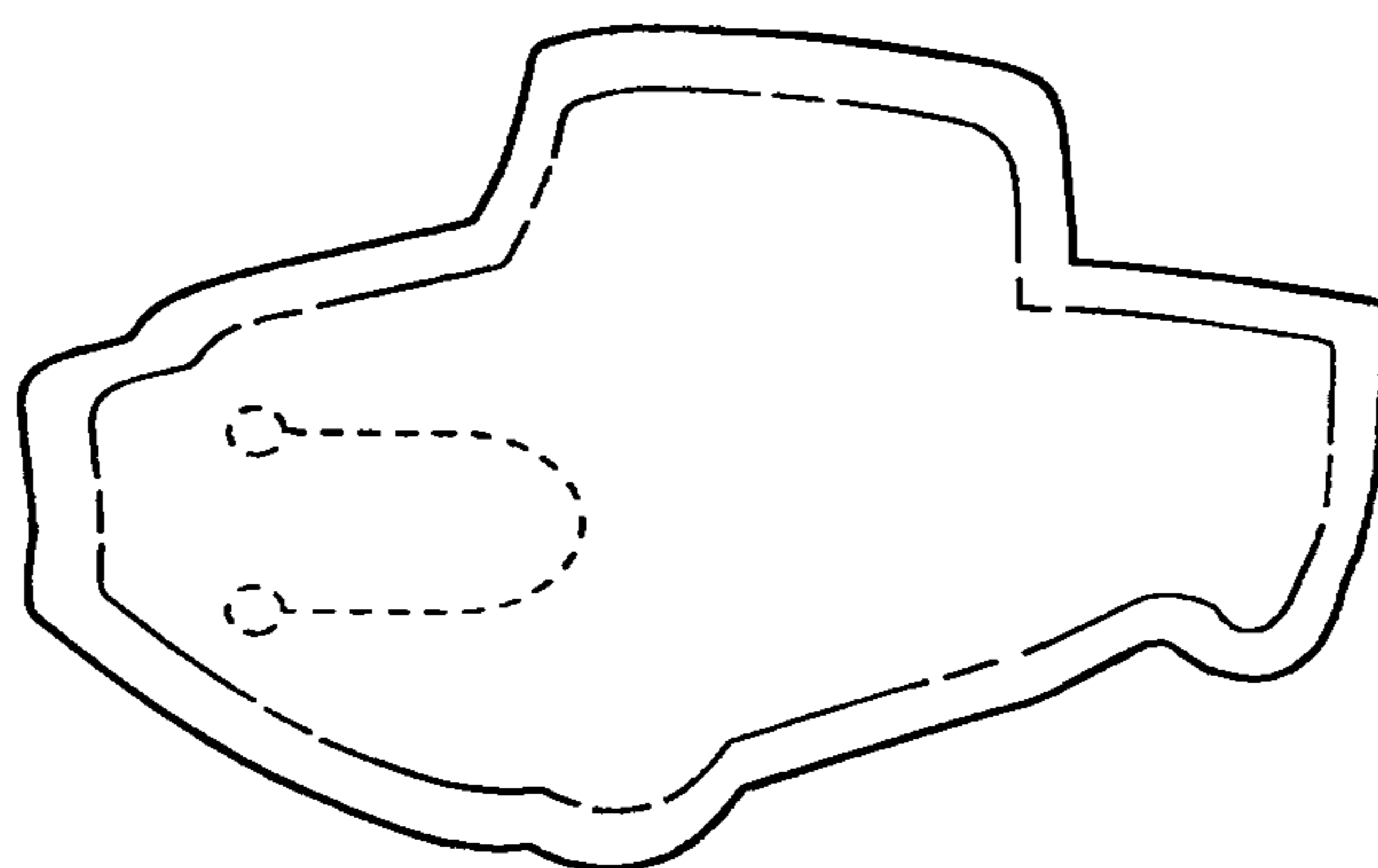


Fig. 1

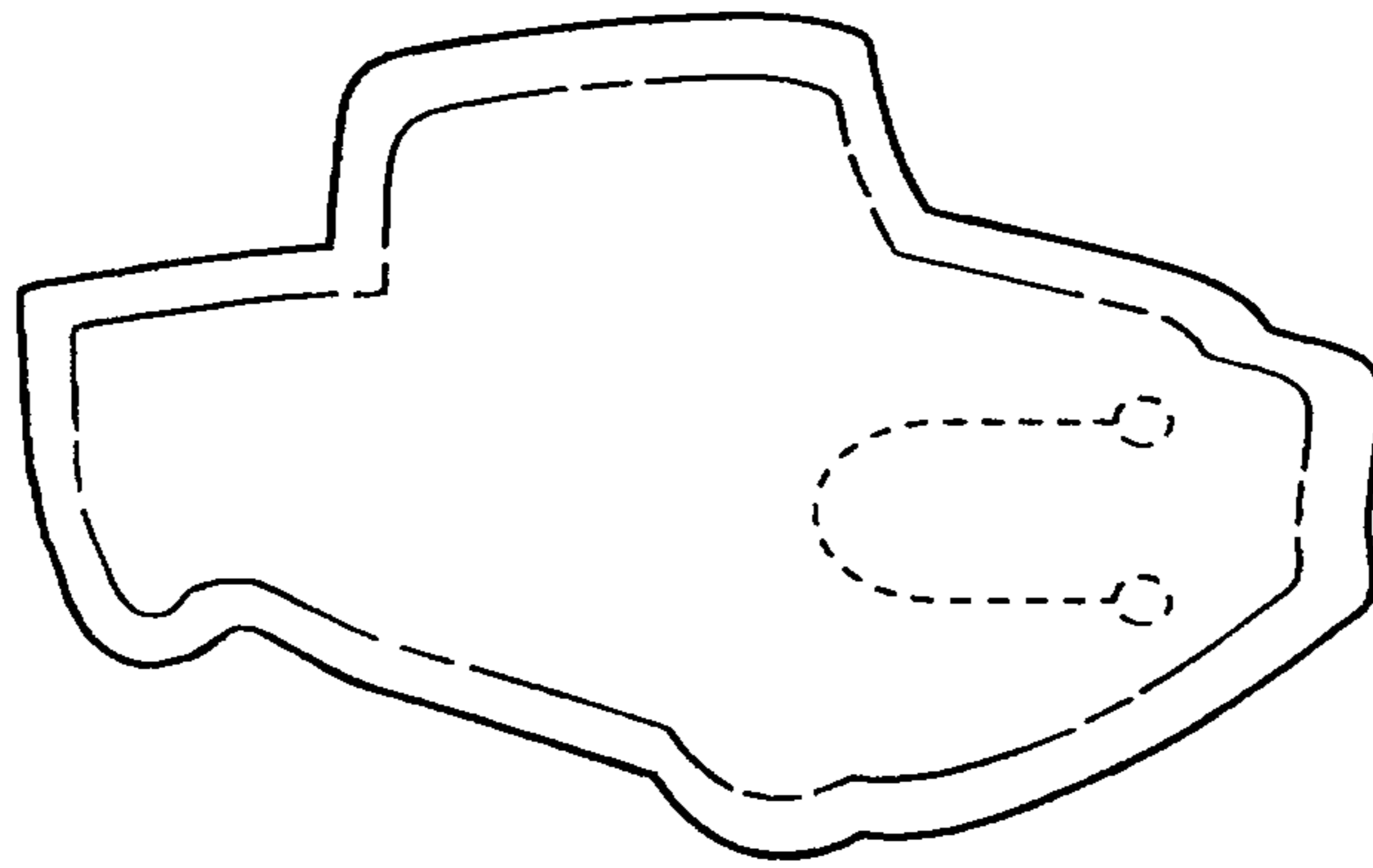


Fig. 2

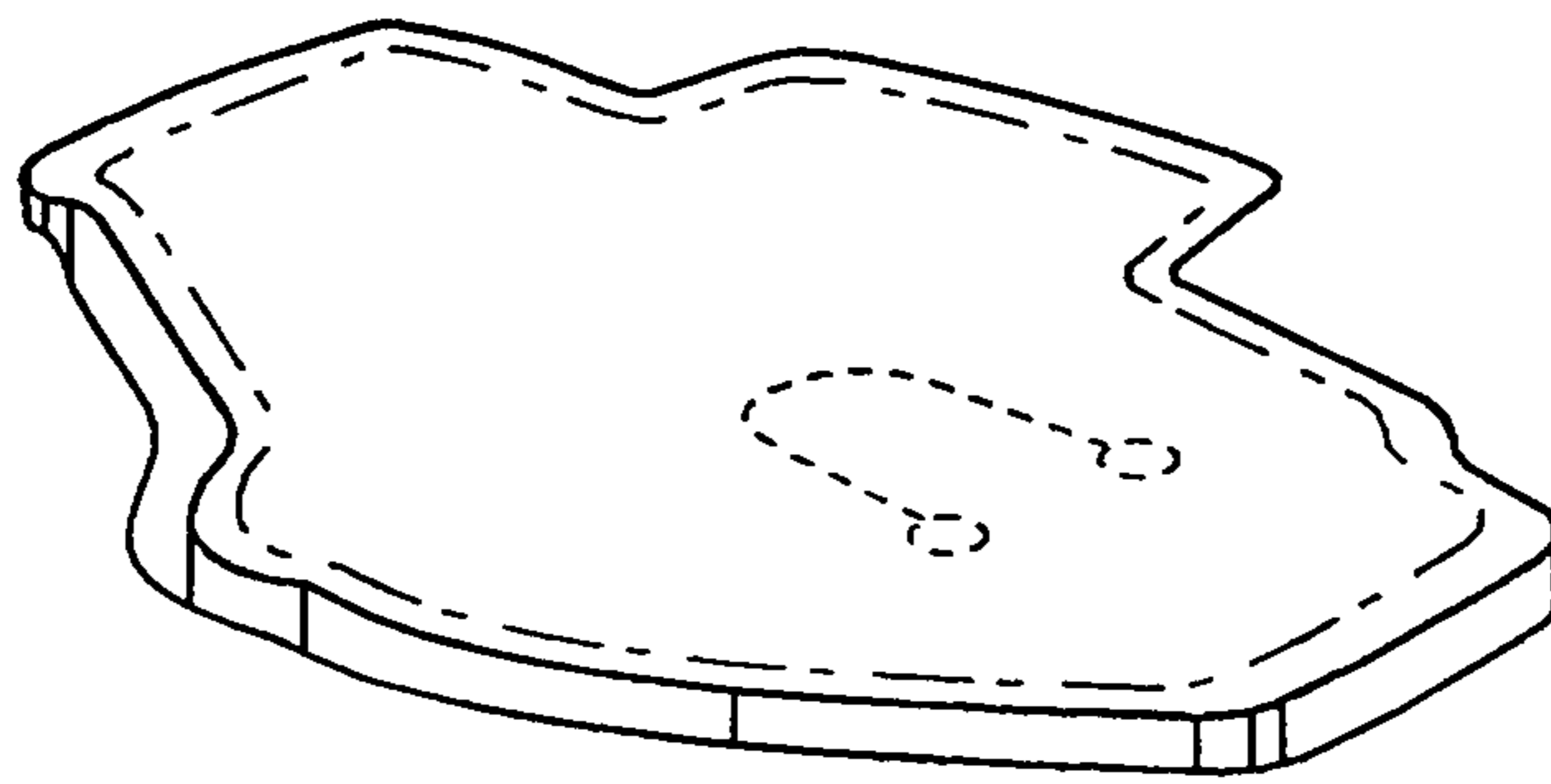


Fig. 3



Fig. 4



Fig. 5



Fig. 6



Fig. 7