



US00D701905S

(12) **United States Design Patent**  
**Pascale**

(10) **Patent No.:** **US D701,905 S**

(45) **Date of Patent:** **\*\* Apr. 1, 2014**

(54) **COWBOY STATIONERY TAB**

(75) Inventor: **Steven Patrick Pascale**, San Clemente, CA (US)

(73) Assignee: **Steven P Pascale**, San Clemente, CA (US)

(\*\*) Term: **14 Years**

(21) Appl. No.: **29/421,579**

(22) Filed: **Aug. 20, 2012**

(51) **LOC (10) Cl.** ..... **19-99**

(52) **U.S. Cl.**  
USPC ..... **D19/99**

(58) **Field of Classification Search**  
USPC ..... D1/106-110, 113; D11/78.1, 132-136, D11/158, 160; D19/52, 65, 99, 100; D20/29-32, 35, 40; 24/67 R, 67.1, 67.3, 24/67.9, 67.11, 552, 563  
See application file for complete search history.

(56) **References Cited**

**U.S. PATENT DOCUMENTS**

D24,364 S *	6/1895	Keller	.....	D1/109
D57,346 S *	3/1921	Huebsch	.....	D11/170
D164,111 S *	7/1951	Jacobsen	.....	D11/160
D329,403 S *	9/1992	Trefsgar	.....	D11/131
D350,427 S *	9/1994	Vig et al.	.....	D2/887
D474,326 S *	5/2003	Williams	.....	D2/886
D520,250 S *	5/2006	Hill	.....	D6/305
D525,039 S *	7/2006	Hill	.....	D6/305
D632,335 S *	2/2011	Pascale	.....	D19/65
D632,336 S *	2/2011	Pascale	.....	D19/65
D632,337 S *	2/2011	Pascale	.....	D19/65
D632,737 S *	2/2011	Pascale	.....	D19/65
D637,378 S *	5/2011	Cornwell	.....	D2/887

D647,390 S *	10/2011	Goodman et al.	.....	D8/372
D654,254 S *	2/2012	Denny	.....	D2/891
D667,884 S *	9/2012	Pascale	.....	D19/65

\* cited by examiner

*Primary Examiner* — Elizabeth Albert

(57) **CLAIM**


The ornamental design for a cowboy stationery tab, as shown and described.


**DESCRIPTION**

FIG. 1 is a front view of the cowboy stationery tab in accordance with my new design,  
 FIG. 2 is a rear view of the cowboy stationery tab shown in FIG. 1;  
 FIG. 3 is a perspective view of the front of the cowboy stationery tab shown in FIG. 1;  
 FIG. 4 is a left side view of the cowboy stationery tab shown in FIG. 1;  
 FIG. 5 is a right side view of the cowboy stationery tab shown in FIG. 1;  
 FIG. 6 is a top view of the cowboy stationery tab shown in FIG. 1; and,  
 FIG. 7 is a bottom view of the cowboy stationery tab shown in FIG. 1.


The long and short broken lines around the inside edge of the cowboy stationery tab define the bounds of the claimed design and form no part thereof.  
 The evenly spaced broken lines showing the clip and apertures in the middle of the cowboy stationery tab are included to show features that form no part of the claimed design.

**1 Claim, 7 Drawing Sheets**

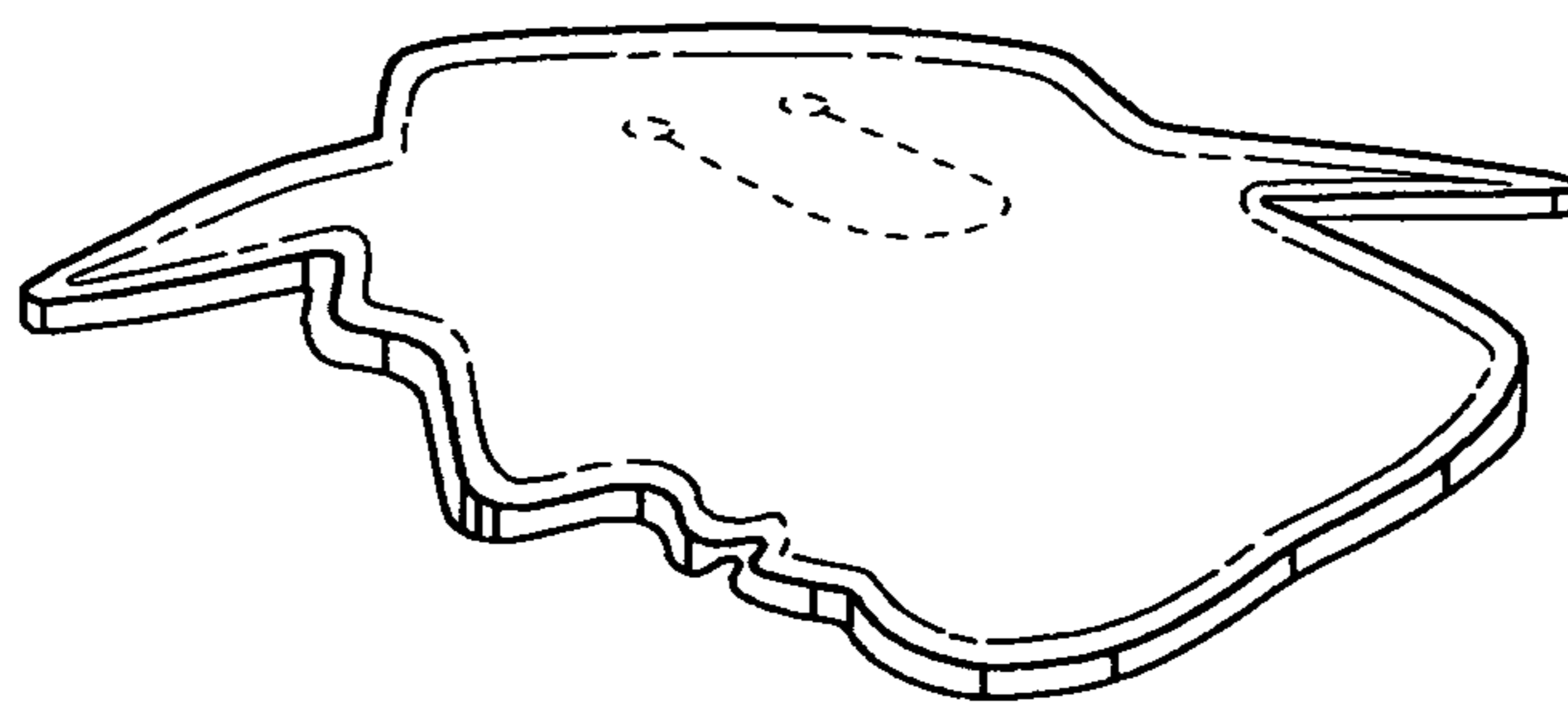




**Fig. 1**



**Fig. 2**




**Fig. 3**



**Fig. 4**



**Fig. 5**



**Fig. 6**



**Fig. 7**