



US00D701904S

(12) **United States Design Patent**
Pascale

(10) **Patent No.:** **US D701,904 S**

(45) **Date of Patent:** **** Apr. 1, 2014**

(54) **FOOTBALL HELMET STATIONERY TAB**

(75) **Inventor:** **Steven Patrick Pascale**, San Clemente, CA (US)

(73) **Assignee:** **Steven P Pascale**, San Clemente, CA (US)

(**) **Term:** **14 Years**

(21) **Appl. No.:** **29/421,578**

(22) **Filed:** **Aug. 20, 2012**

(51) **LOC (10) Cl.** **19-99**

(52) **U.S. Cl.**
USPC **D19/99**

(58) **Field of Classification Search**
USPC D1/106-110, 113; D11/78.1, 132-136, D11/158, 160; D19/52, 65, 99, 100; D20/29-32, 35, 40; 24/67 R, 67.1, 67.3, 24/67.9, 67.11, 552, 563
See application file for complete search history.

(56) **References Cited**

U.S. PATENT DOCUMENTS

D256,186 S *	8/1980	Danat et al.	D11/238
D285,388 S *	9/1986	Brunker	D11/232
D295,390 S *	4/1988	Maddox et al.	D11/133
D301,990 S *	7/1989	Webb	D11/81
D334,598 S *	4/1993	Burgess	D20/40
D359,645 S *	6/1995	Luccisano	D6/601
D421,066 S *	2/2000	Nieder	D20/41
D452,649 S *	1/2002	Davis	D9/632
D475,416 S *	6/2003	Henshaw et al.	D20/29
D491,519 S *	6/2004	Thieme	D12/607
D493,709 S *	8/2004	Tamez	D9/632
D496,879 S *	10/2004	Puett, III	D11/172
D499,310 S *	12/2004	Smyth	D7/625
D511,479 S *	11/2005	Puett, III	D11/172
D514,020 S *	1/2006	Puett, III	D11/172
D516,876 S *	3/2006	Smyth	D7/625
D519,697 S *	4/2006	Fritsche	D32/43
D520,275 S *	5/2006	Kerr	D6/511

D531,847 S *	11/2006	Lesniak	D6/597
D557,987 S *	12/2007	Hoehne	D7/551.1
D585,327 S *	1/2009	Jenkins	D11/157
D591,666 S *	5/2009	Valeri	D12/400
D597,861 S *	8/2009	Cowen et al.	D10/46.1
D623,047 S *	9/2010	Driggers	D8/367
D631,277 S *	1/2011	Curtis	D6/588
D658,834 S *	5/2012	Davis	D32/43
D667,888 S *	9/2012	Bengyak	D20/29
D686,107 S *	7/2013	Dunn	D11/184

* cited by examiner

Primary Examiner — Elizabeth Albert

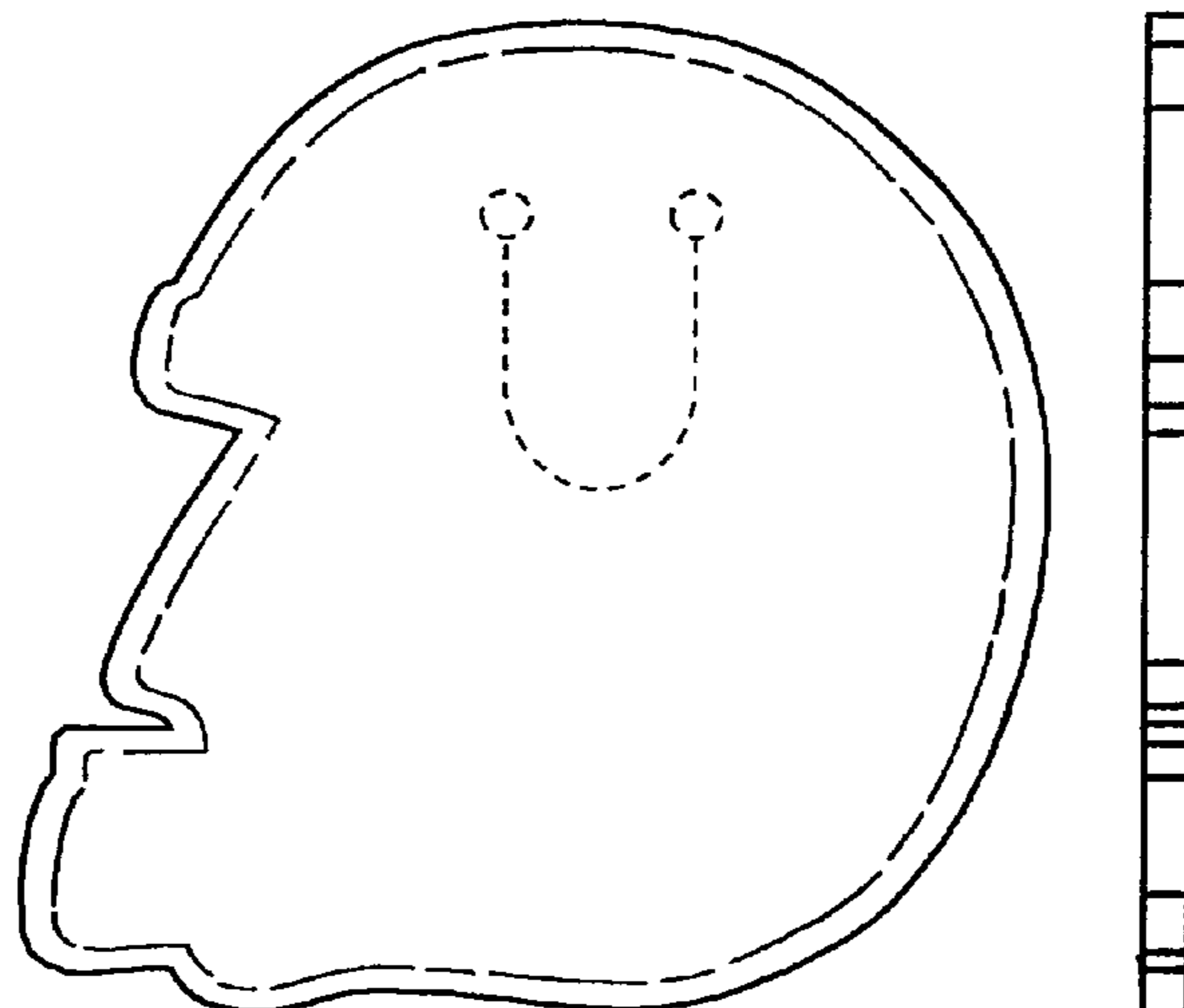
(57) **CLAIM**

The ornamental design for a football helmet stationery tab, as shown and described.

DESCRIPTION

FIG. 1 is a front view of the football helmet stationery tab in accordance with my new design;
 FIG. 2 is a rear view of the football helmet stationery tab shown in FIG. 1;
 FIG. 3 is a perspective view of the front of the football helmet stationery tab shown in FIG. 1;
 FIG. 4 is a left side view of the football helmet stationery tab shown in FIG. 1;
 FIG. 5 is a right side view of the football helmet stationery tab shown in FIG. 1;
 FIG. 6 is a top view of the football helmet stationery tab shown in FIG. 1; and,
 FIG. 7 is a bottom view of the football helmet stationery tab shown in FIG. 1.
 The long and short broken lines around the inside edge of the football helmet stationery tab define the bounds of the claimed design and form no part thereof.
 The evenly spaced broken lines showing the clip and apertures in the middle of the football helmet stationery tab are included to show features that form no part of the claimed design.

1 Claim, 7 Drawing Sheets



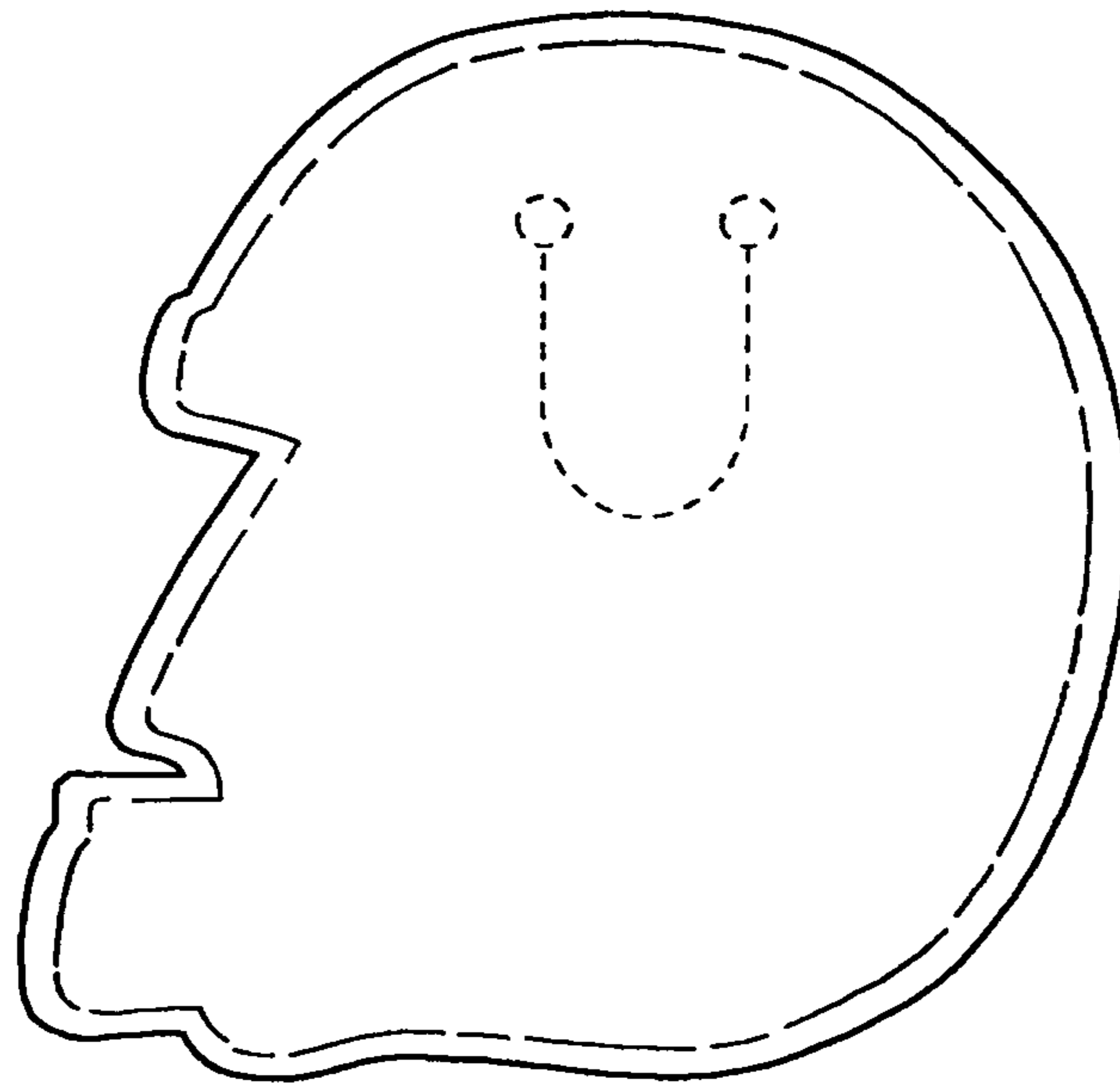


Fig. 1

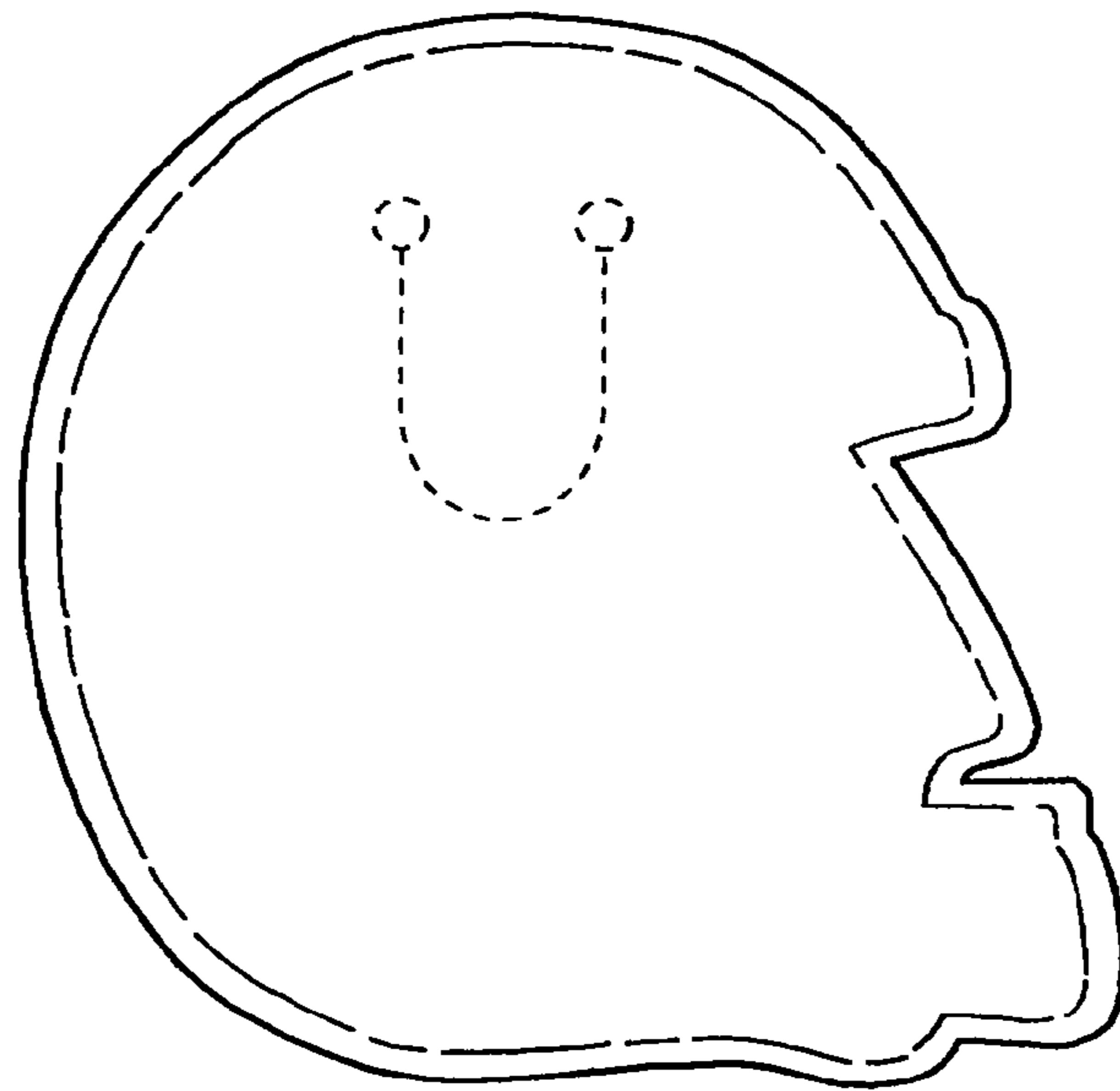


Fig. 2

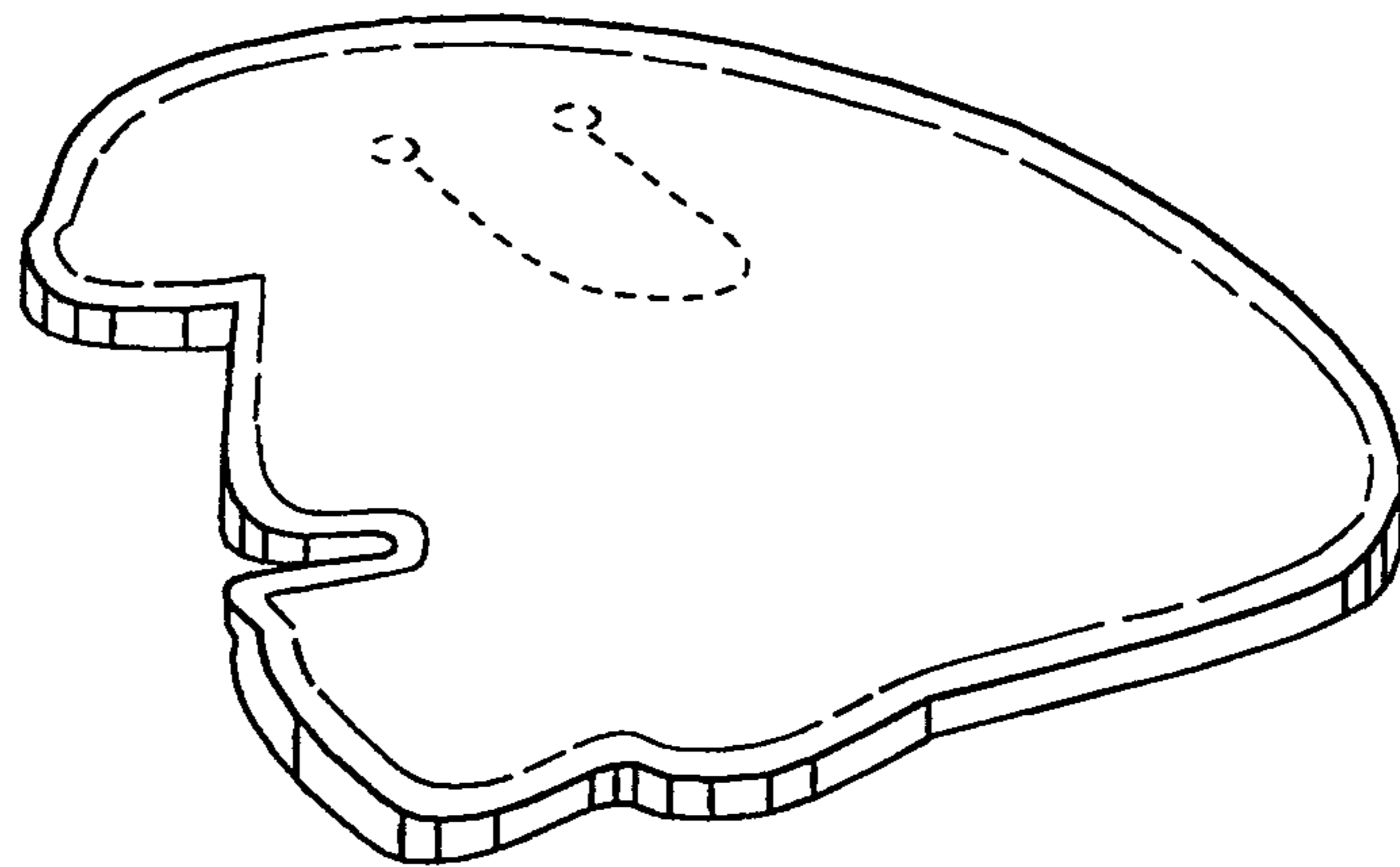


Fig. 3



Fig. 4

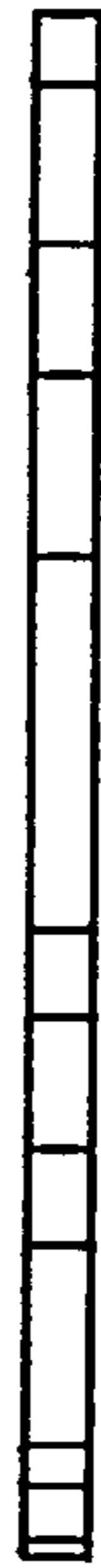


Fig. 5



Fig. 6



Fig. 7