



US00D701902S

(12) **United States Design Patent**
Nichols et al.

(10) **Patent No.:** **US D701,902 S**
(45) **Date of Patent:** **** Apr. 1, 2014**

- (54) **CHALK HOLDER**
- (71) Applicant: **Lanard Toys Limited**, Kowloon (HK)
- (72) Inventors: **Blake Christopher Nichols**, Tarzana, CA (US); **Logan James Williams**, Thousand Oaks, CA (US)
- (73) Assignee: **Lanard Toys Limited**, Hong Kong (CN)
- (**) Term: **14 Years**
- (21) Appl. No.: **29/440,518**
- (22) Filed: **Dec. 21, 2012**
- (51) **LOC (10) Cl.** **19-06**
- (52) **U.S. Cl.**
USPC **D19/85**
- (58) **Field of Classification Search**
USPC D14/411; D19/35, 36, 41-51, 53-58, D19/77, 80-85; 24/11 R, 11 F, 11 P; 401/52, 401/99-109, 192, 195, 196; D3/206; 206/1.7, 214, 457
See application file for complete search history.

5,069,645	A *	12/1991	Dworman et al.	446/8
D332,508	S *	1/1993	Kammerdiener, Jr.	D30/102
D333,426	S *	2/1993	Lande	D9/673
D345,581	S *	3/1994	Popovits	D19/82
D345,991	S *	4/1994	Tzong-Taur	D19/36
D382,009	S *	8/1997	Miller, Jr.	D18/2
6,276,854	B1 *	8/2001	Mullins	401/88
6,276,859	B1 *	8/2001	Hsu	401/195
D452,370	S *	12/2001	La Greca	D3/206
6,505,984	B2 *	1/2003	Smith et al.	401/52
6,565,275	B2 *	5/2003	Brand et al.	401/52
6,974,026	B2 *	12/2005	Chan et al.	206/224
7,497,636	B2 *	3/2009	Fielding, Jr.	401/195
D601,192	S *	9/2009	Chen	D19/41
D619,580	S *	7/2010	Nakayama et al.	D14/411
D671,167	S *	11/2012	Nichols et al.	D19/35
2003/0159951	A1 *	8/2003	Chan et al.	206/214

* cited by examiner

Primary Examiner — Elizabeth Albert

(74) *Attorney, Agent, or Firm* — Lerner, David, Littenberg, Krumholz & Mentlik, LLP

(57) **CLAIM**

The ornamental design for a chalk holder, as shown and described.

DESCRIPTION

FIG. 1 is a perspective view of a chalk holder showing our new design;
 FIG. 2 is a front elevational view thereof, the rear elevational view being a mirror image;
 FIG. 3 is a right side elevational view thereof, the left side elevational view being a mirror image;
 FIG. 4 is a bottom plan view thereof; and,
 FIG. 5 is a top plan view thereof.
 The broken lines in FIGS. 1-4 are included to show features that form no part of the claimed design.

1 Claim, 5 Drawing Sheets

(56) **References Cited**
U.S. PATENT DOCUMENTS

D60,192	S *	1/1922	Mason	D19/46
1,436,184	A *	11/1922	Mason, Jr.	206/749
D181,489	S *	11/1957	Osman	D7/608
3,820,695	A *	6/1974	Pecjak	224/148.6
D269,059	S *	5/1983	Steyn	D7/608
D280,361	S *	9/1985	Appel et al.	D3/271.1
4,573,571	A *	3/1986	Leem	206/214
4,878,867	A *	11/1989	Dworman et al.	446/8
D305,849	S *	2/1990	Das et al.	D7/606
4,991,299	A *	2/1991	Dietterich et al.	30/453
5,002,182	A *	3/1991	McGinnis	206/214
5,048,989	A *	9/1991	Stageman	401/83




FIG. 1




FIG. 2




FIG. 3




FIG. 4

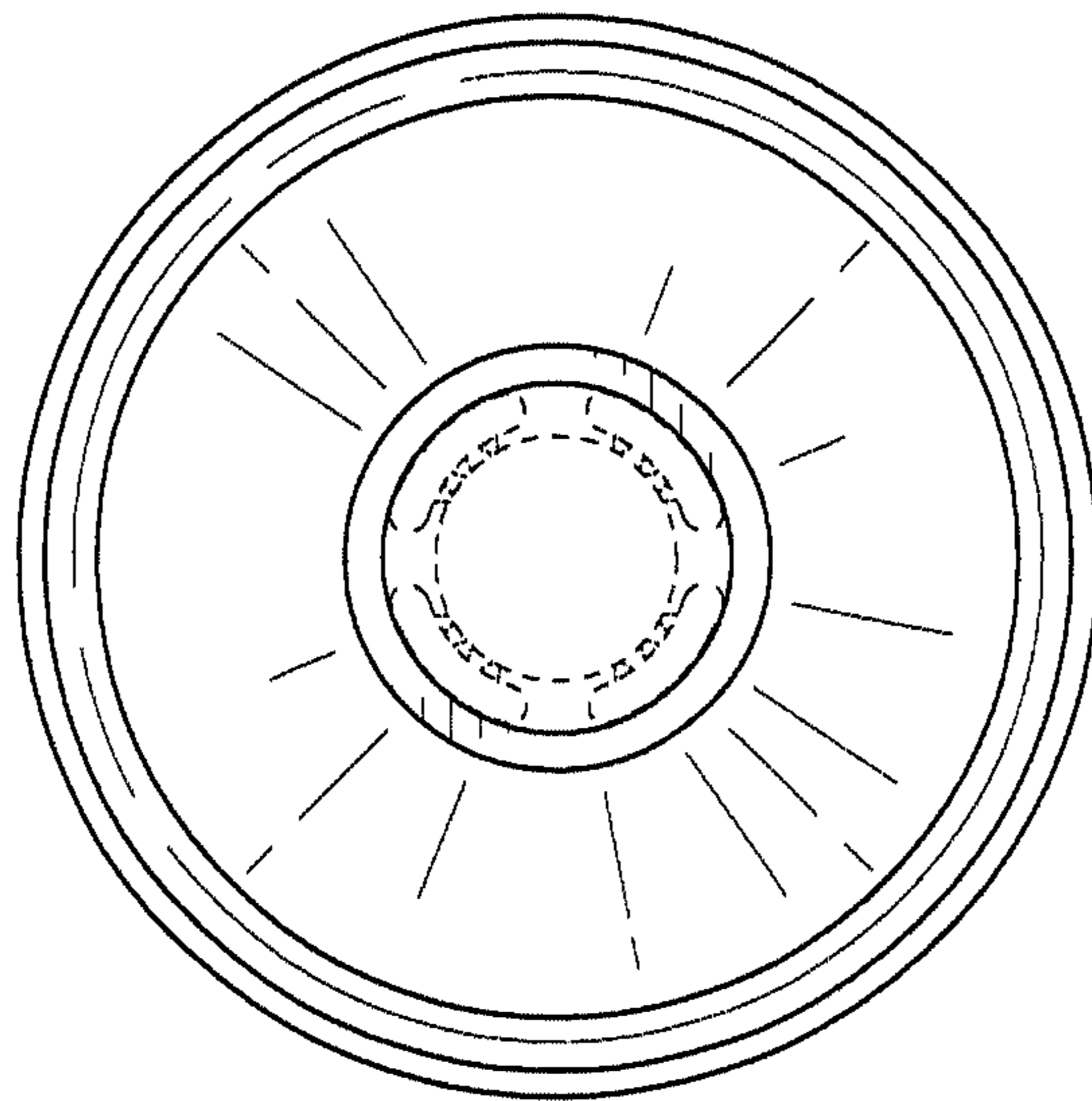


FIG. 5

