



US00D701878S

(12) **United States Design Patent**
Cahill et al.

(10) **Patent No.:** **US D701,878 S**
(45) **Date of Patent:** **** Apr. 1, 2014**

(54) **DISPLAY SCREEN WITH GRAPHICAL USER INTERFACE**

(75) Inventors: **Jason Cahill**, Woodinville, WA (US);
John Thornton, Kirkland, WA (US)

(73) Assignee: **Microsoft Corporation**, Redmond, WA (US)

(**) Term: **14 Years**

(21) Appl. No.: **29/417,113**

(22) Filed: **Mar. 30, 2012**

(51) **LOC (10) Cl.** **14-04**

(52) **U.S. Cl.**
USPC **D14/488**

(58) **Field of Classification Search**
USPC D14/485-495; 715/700, 703, 716, 727,
715/730, 771, 773, 778, 779, 780, 784, 785,
715/786, 787, 810, 821, 825, 828, 830, 833,
715/834, 835, 840, 847, 864, 973, 974
See application file for complete search history.

(56) **References Cited**

U.S. PATENT DOCUMENTS

D341,848 S	11/1993	Bigelow et al.	
D574,844 S	8/2008	Gusmorino et al.	
D581,941 S	12/2008	Melander et al.	
D613,750 S	4/2010	Truelove et al.	
D624,927 S	10/2010	Allen et al.	
D658,196 S *	4/2012	Wood et al.	D14/486
D660,317 S *	5/2012	Jesberger	D14/495
D663,737 S *	7/2012	Sullivan	D14/486
D664,978 S	8/2012	Tanghe et al.	

D668,665 S *	10/2012	Chen et al.	D14/485
D681,663 S *	5/2013	Phelan et al.	D14/488
D682,298 S *	5/2013	DiJulio et al.	D14/487
D682,868 S *	5/2013	Frijlink	D14/487
D682,879 S *	5/2013	Eikenberry et al.	D14/489
D682,882 S *	5/2013	Cahill et al.	D14/495
D684,165 S *	6/2013	Hudspeth	D14/486
D684,183 S *	6/2013	Soegiono et al.	D14/489
D684,184 S *	6/2013	Tanghe et al.	D14/489
D684,987 S *	6/2013	Christie et al.	D14/486

* cited by examiner

Primary Examiner — Angela J Lee

(74) Attorney, Agent, or Firm — Banner & Witcoff, Ltd.

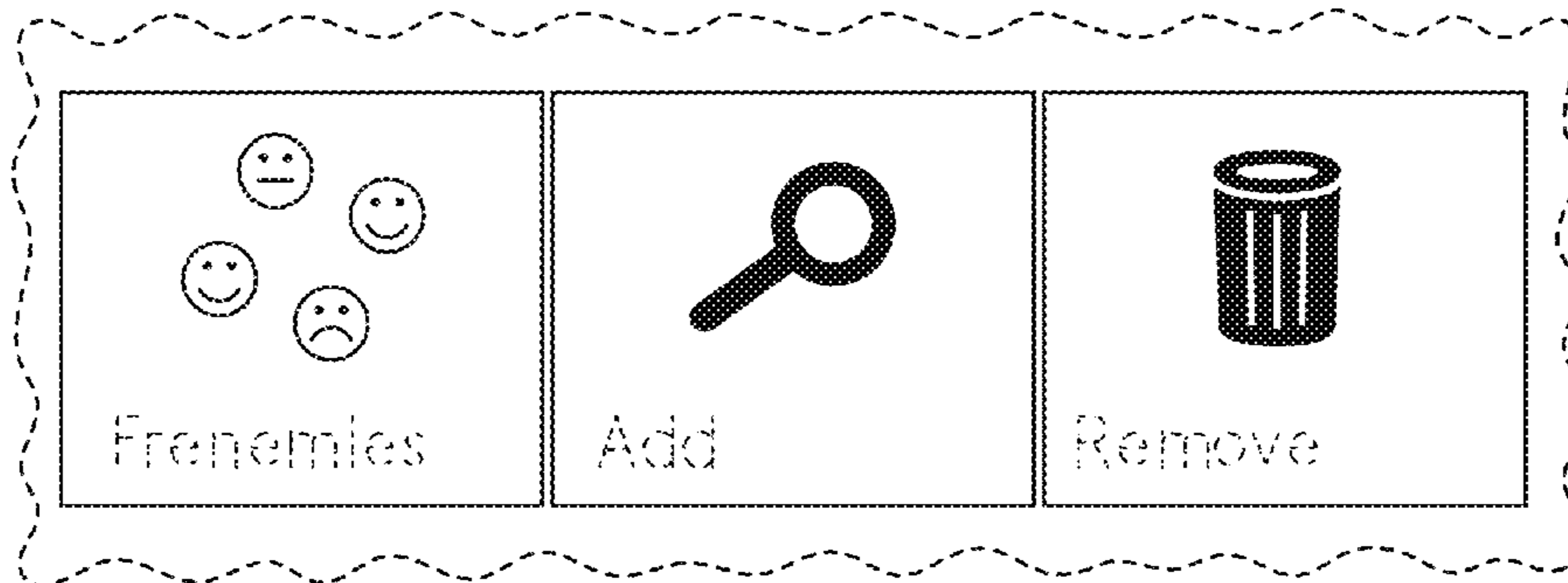
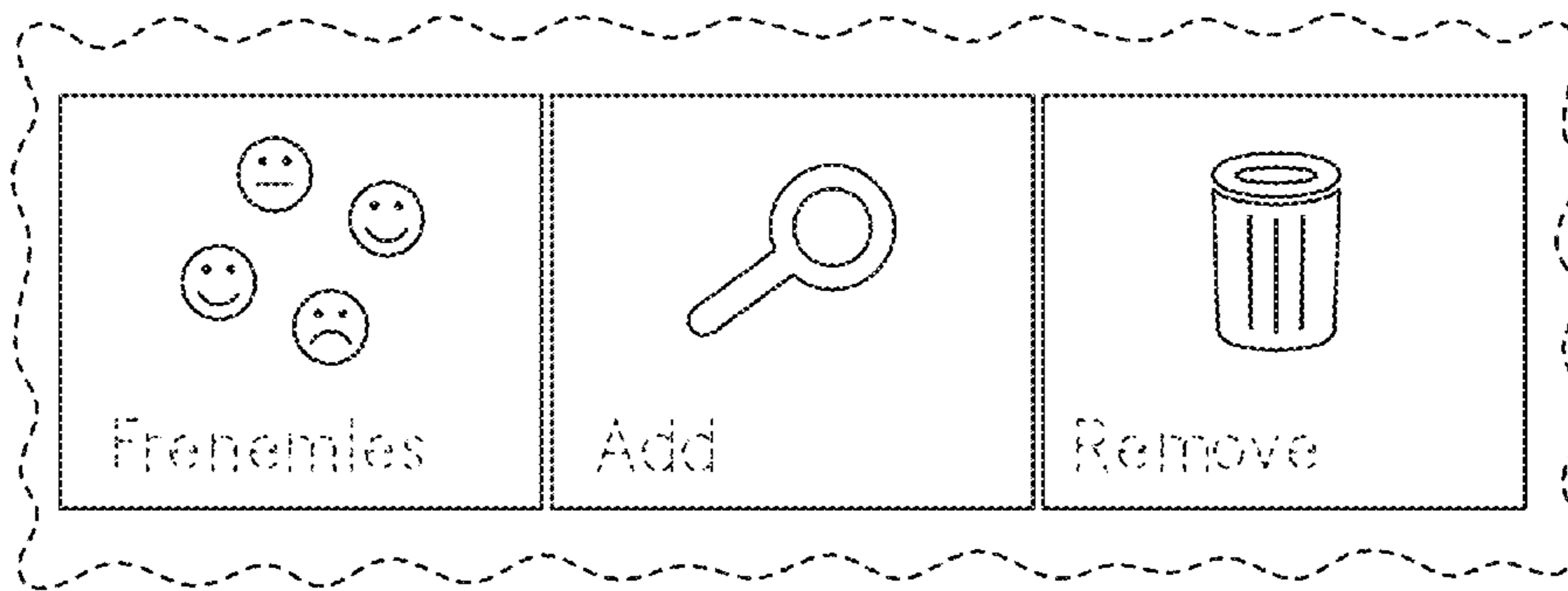
(57) **CLAIM**

The ornamental design for a display screen with graphical user interface, as shown and described.

DESCRIPTION

FIG. 1 is a front view of a display screen with graphical user interface showing our new design; and FIG. 2 is a front view of a display screen with graphical user interface showing an alternative embodiment of our new design; and, FIGS. 3-4 show the display screen with graphical user interface of FIGS. 1-2 on a device. The broken line showing of the alphanumeric text and the remainder of the user interface and display screen, and the remainder of the device containing the display screen with graphical user interface in FIGS. 3-4, is for environmental purposes only and forms no part of the claimed design.

1 Claim, 4 Drawing Sheets



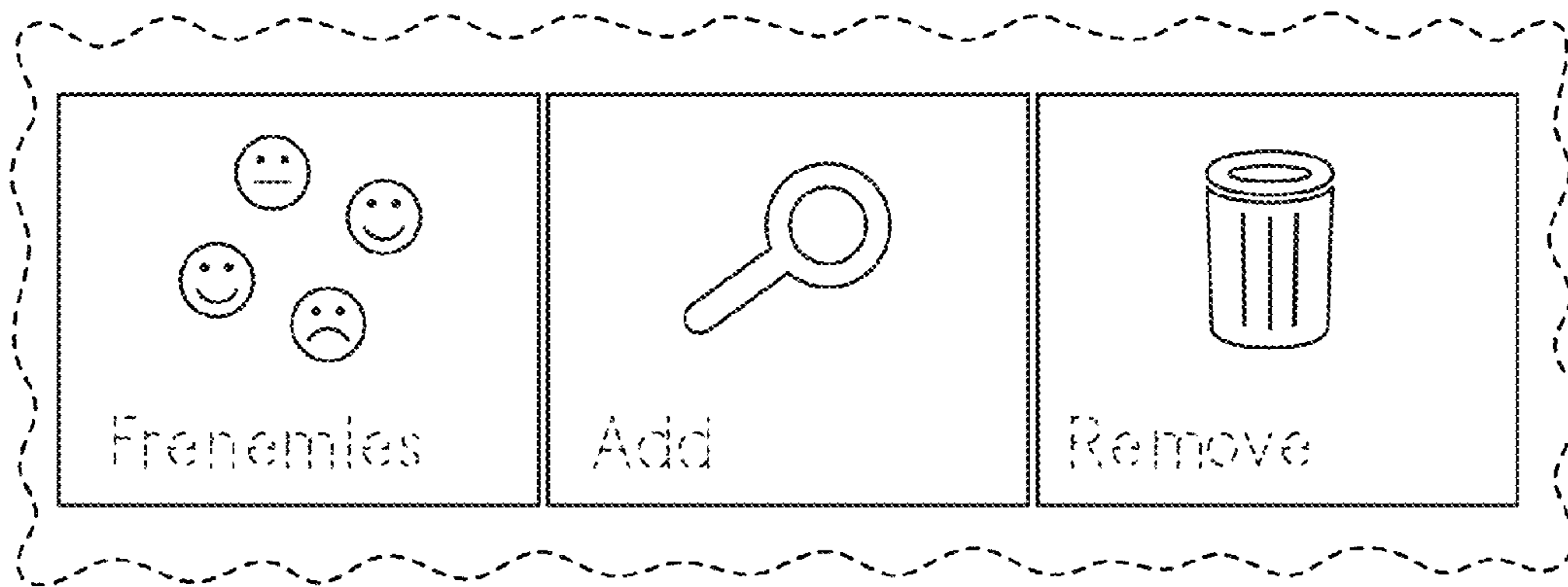


FIG. 1

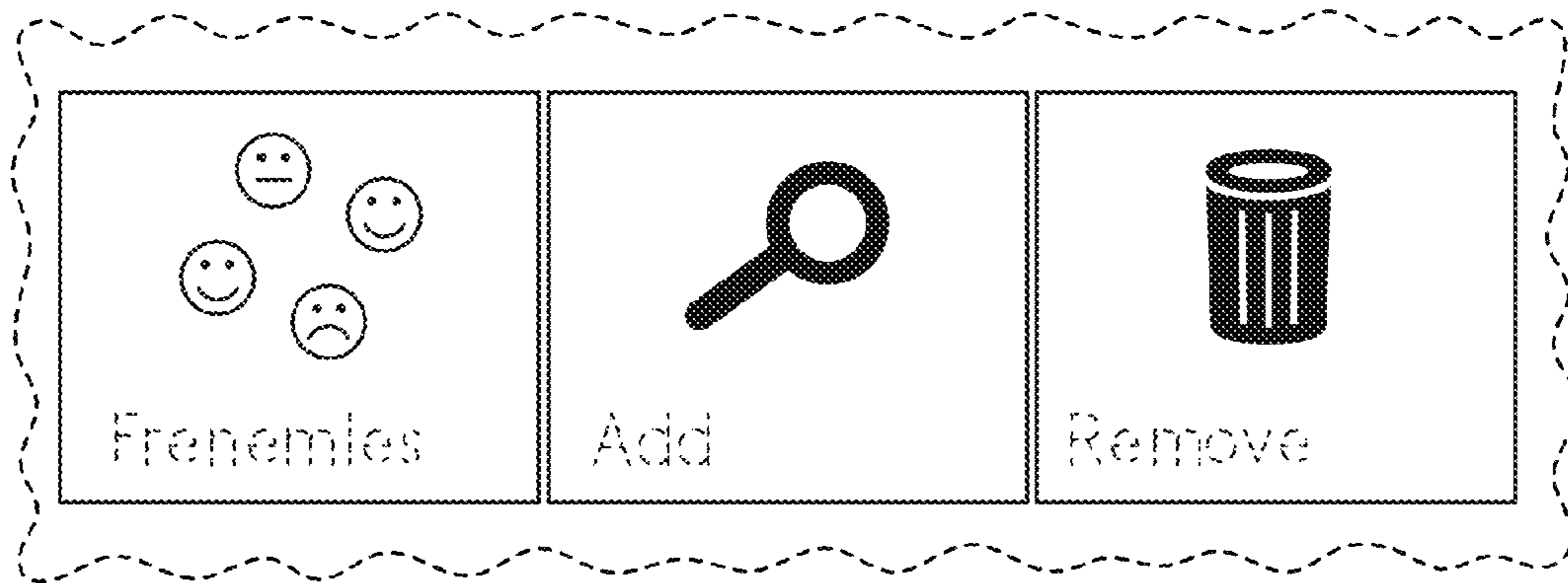


FIG. 2

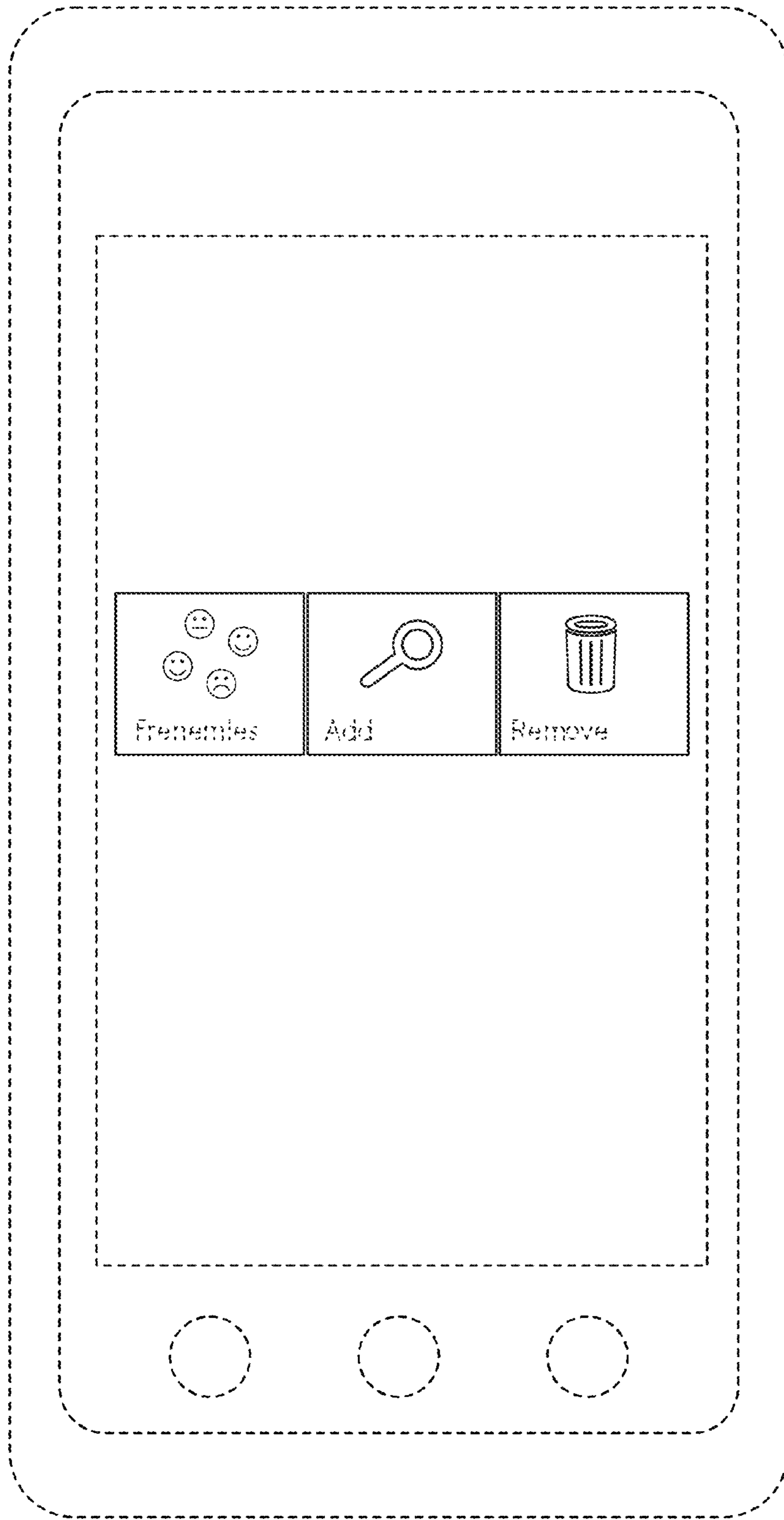


FIG. 3

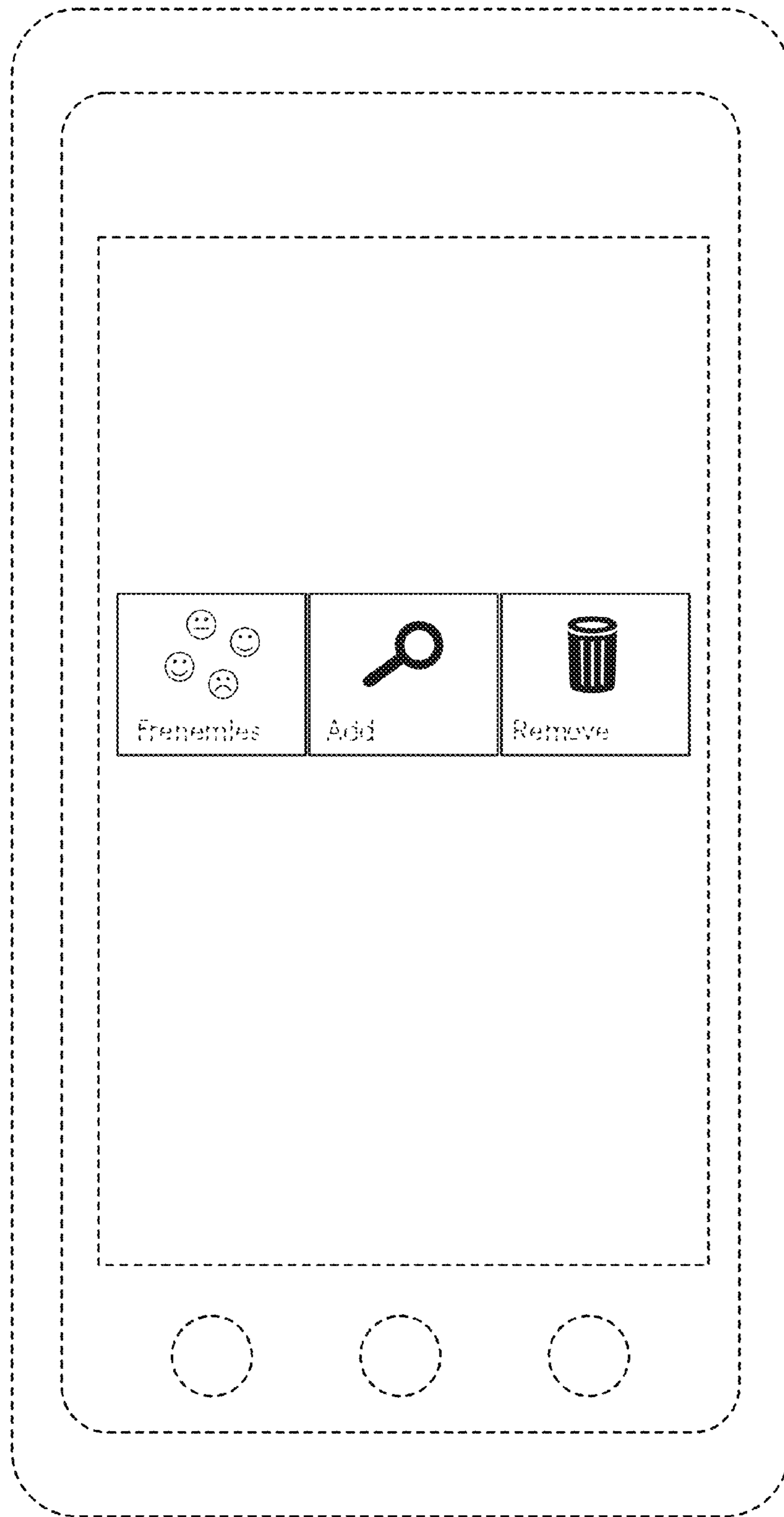


FIG. 4