



US00D701874S

(12) **United States Design Patent**
Rao et al.

(10) **Patent No.:** **US D701,874 S**
(45) **Date of Patent:** **** Apr. 1, 2014**

(54) **DISPLAY SCREEN WITH GRAPHICAL USER INTERFACE**

(71) Applicant: **Microsoft Corporation**, Redmond, WA (US)

(72) Inventors: **Shree Lakshmi Rao**, Pittsburgh, PA (US); **Rajeev Kumar Chand**, Seattle, WA (US); **Sander Martijn Vieggers**, Seattle, WA (US)

(73) Assignee: **Microsoft Corporation**, Redmond, WA (US)

(**) Term: **14 Years**

(21) Appl. No.: **29/435,517**

(22) Filed: **Oct. 24, 2012**

(51) **LOC (10) Cl.** **14-04**

(52) **U.S. Cl.**
USPC **D14/487**

(58) **Field of Classification Search**
USPC D14/485–495; 715/700, 703, 716, 727, 715/730, 771, 773, 778, 779, 780, 784, 785, 715/786, 787, 810, 821, 825, 828, 830, 833, 715/834, 835, 840, 847, 864, 973, 974
See application file for complete search history.

(56) **References Cited**

U.S. PATENT DOCUMENTS

D406,263 S * 3/1999 Wilsher D14/487
D480,401 S * 10/2003 Kahn et al. D14/488
D601,157 S * 9/2009 Motohashi D14/486

D630,649 S * 1/2011 Tokunaga et al. D14/487
D633,517 S 3/2011 Weir et al.
D642,191 S 7/2011 Barnett et al.
D667,420 S * 9/2012 Kriese et al. D14/487
D673,171 S 12/2012 Peters et al.
D675,221 S 1/2013 Impas et al.
D676,866 S * 2/2013 Chaudhri D14/487
D677,269 S * 3/2013 Scott et al. D14/486
D682,866 S * 5/2013 Peters et al. D14/487
D683,738 S * 6/2013 Wujcik et al. D14/485
D683,748 S * 6/2013 Chutani et al. D14/487
D684,159 S * 6/2013 Wujcik et al. D14/485
D688,689 S * 8/2013 Walsh et al. D14/487
2002/0054134 A1 * 5/2002 Kelts 345/788

* cited by examiner

Primary Examiner — Angela J Lee

(74) *Attorney, Agent, or Firm* — Banner & Witcoff, Ltd.

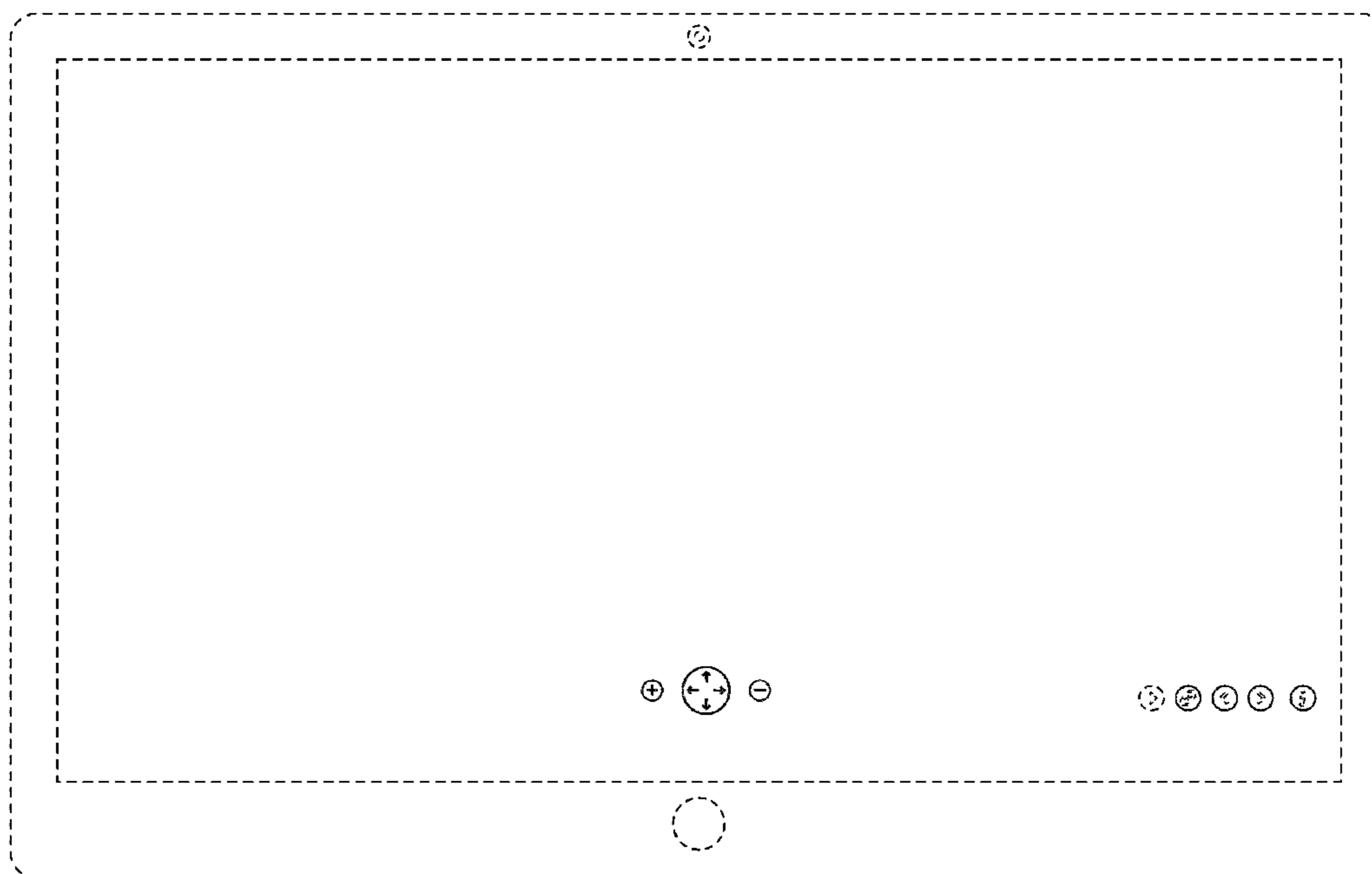
(57) **CLAIM**

The ornamental design for a display screen with graphical user interface, as shown and described.

DESCRIPTION

FIG. 1 is a front view of a display screen with graphical user interface showing our new design; and
FIG. 2 is a front view of the display screen with graphical user interface of FIG. 1 shown with additional disclaimed content;
FIG. 3 is an enlarged view of the display screen with graphical user interface shown in FIG. 1; and,
FIG. 4 is an enlarged view of the display screen with graphical user interface shown in FIG. 2.
The broken line showing of the remainder of the user interface and display screen is for environmental purposes only and forms no part of the claimed design.

1 Claim, 4 Drawing Sheets



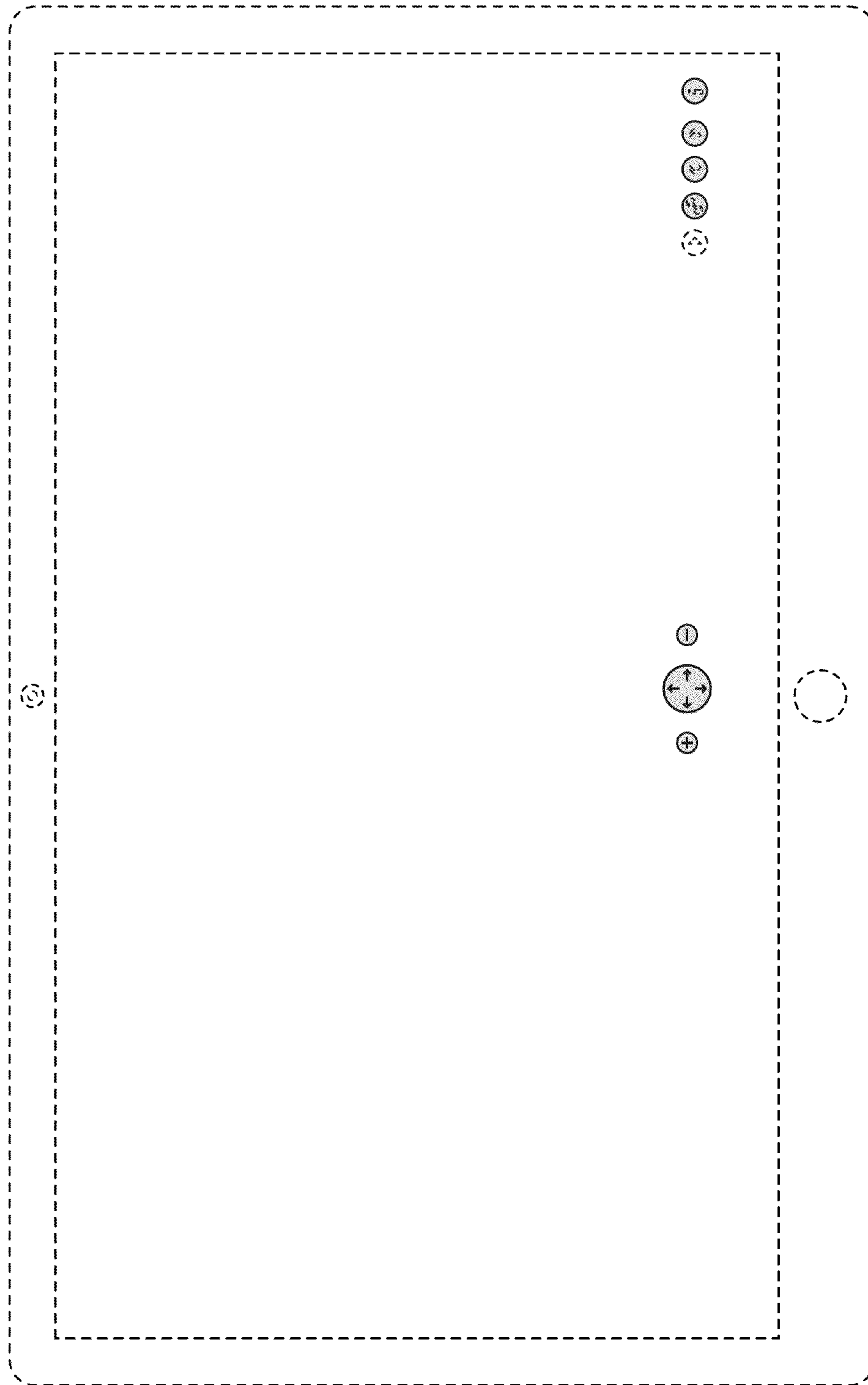


FIG. 1

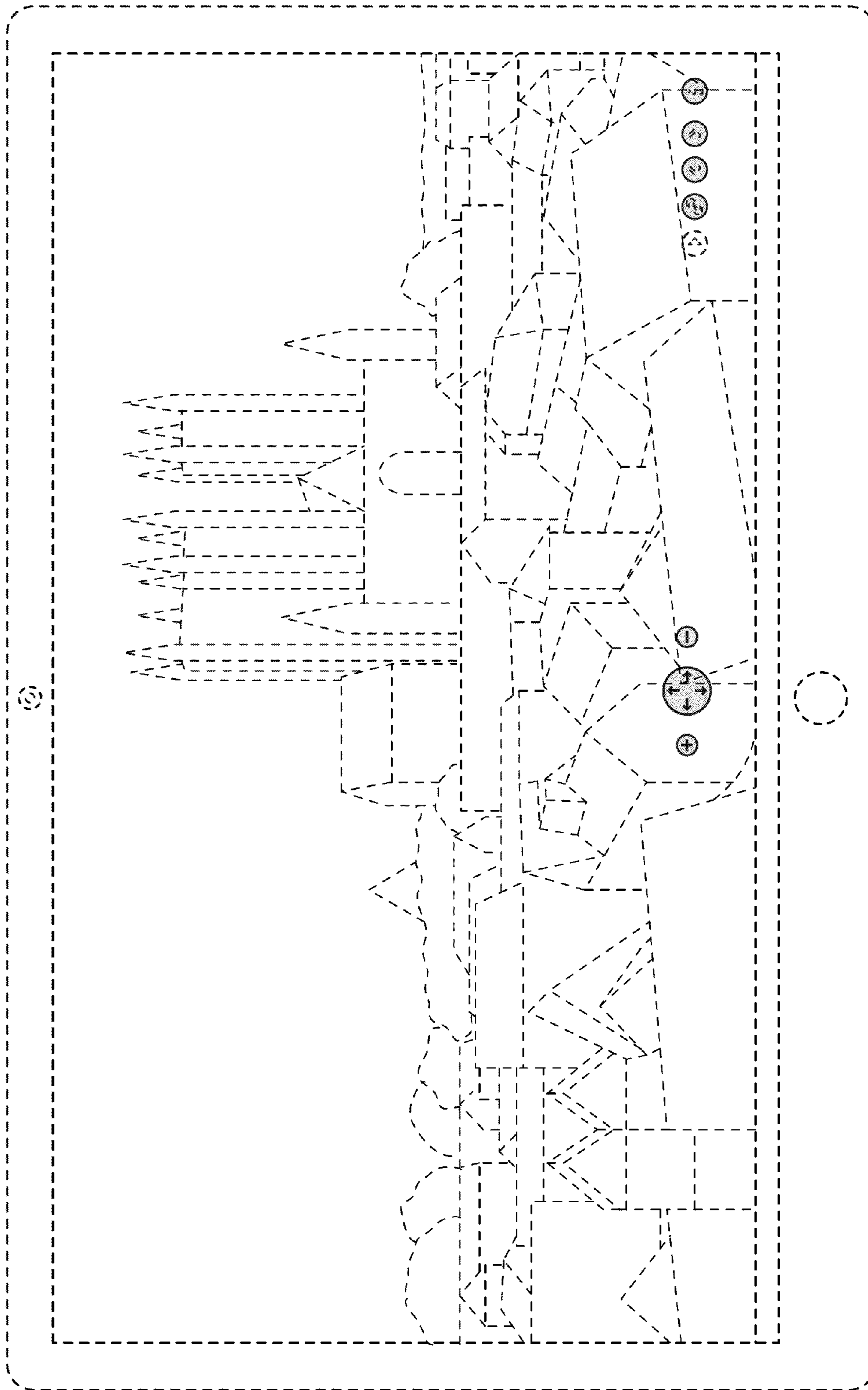


FIG. 2




FIG. 3




FIG. 4