



US00D701865S

(12) **United States Design Patent**
Sølling

(10) **Patent No.:** **US D701,865 S**
(45) **Date of Patent:** **** Apr. 1, 2014**

- (54) **STORAGE CASE**
- (71) Applicant: **Scanavo Manufacturing HK Ltd.,**
Sheung Wan (HK)
- (72) Inventor: **Tino Sølling,** Taastrup (DK)
- (73) Assignee: **Scanavo Manufacturing HK Ltd.,**
Sheung Wan (HK)
- (**) Term: **14 Years**
- (21) Appl. No.: **29/465,904**
- (22) Filed: **Sep. 3, 2013**
- (51) **LOC (10) Cl.** **14-02**
- (52) **U.S. Cl.**
USPC **D14/479**
- (58) **Field of Classification Search**
USPC D14/167, 154, 168, 188, 496, 156, 160,
D14/161, 162, 163, 164, 165, 158, 203.1,
D14/341, 346, 342, 345, 225, 226, 228, 227,
D14/214, 424, 432, 505, 479; 455/351, 350;
D10/67; D12/400; 369/44.14, 44.32;
700/94; D6/632
See application file for complete search history.

(56) **References Cited**

U.S. PATENT DOCUMENTS

D350,115 S *	8/1994	Ifikar et al.	D14/479
D394,050 S *	5/1998	Funawatari	D14/479
D404,384 S *	1/1999	Yao	D14/479
D437,520 S *	2/2001	Choi	D6/632

D470,498 S *	2/2003	Argumedo et al.	D14/435
D472,420 S *	4/2003	Marsilio et al.	D6/634
D492,321 S *	6/2004	Farrar et al.	D14/478
D494,000 S *	8/2004	Palmer	D6/632
D495,185 S *	8/2004	Palmer	D6/632
6,935,494 B2 *	8/2005	Fraser et al.	206/312
6,964,335 B1 *	11/2005	Harris	206/308.1
D544,743 S *	6/2007	Lax et al.	D6/634
2003/0019770 A1 *	1/2003	Hodes	206/308.2
2003/0075462 A1 *	4/2003	Hai	206/308.2
2004/0045845 A1 *	3/2004	Fraser et al.	206/308.1
2004/0245128 A1 *	12/2004	MacColl et al.	206/232
2004/0245132 A1 *	12/2004	Morrone	206/308.1
2005/0269223 A1 *	12/2005	Wawrzynowski	206/308.1
2009/0109006 A1 *	4/2009	Helmstetter	340/309.16

* cited by examiner

Primary Examiner — Austin Murphy

(74) *Attorney, Agent, or Firm* — Birch, Stewart, Kolasch & Birch, LLP


(57) **CLAIM**

The ornamental design for a storage case, as shown and described.

DESCRIPTION

FIG. 1 is a perspective view of the storage case;
 FIG. 2 is another perspective view of the storage case;
 FIG. 3 is a front view of the storage case;
 FIG. 4 is a back (rear) view of the storage case;
 FIG. 5 is a first side view of the storage case;
 FIG. 6 is a second side view of the storage case;
 FIG. 7 is a top view of the storage case; and,
 FIG. 8 is a bottom view of the storage case.

1 Claim, 6 Drawing Sheets



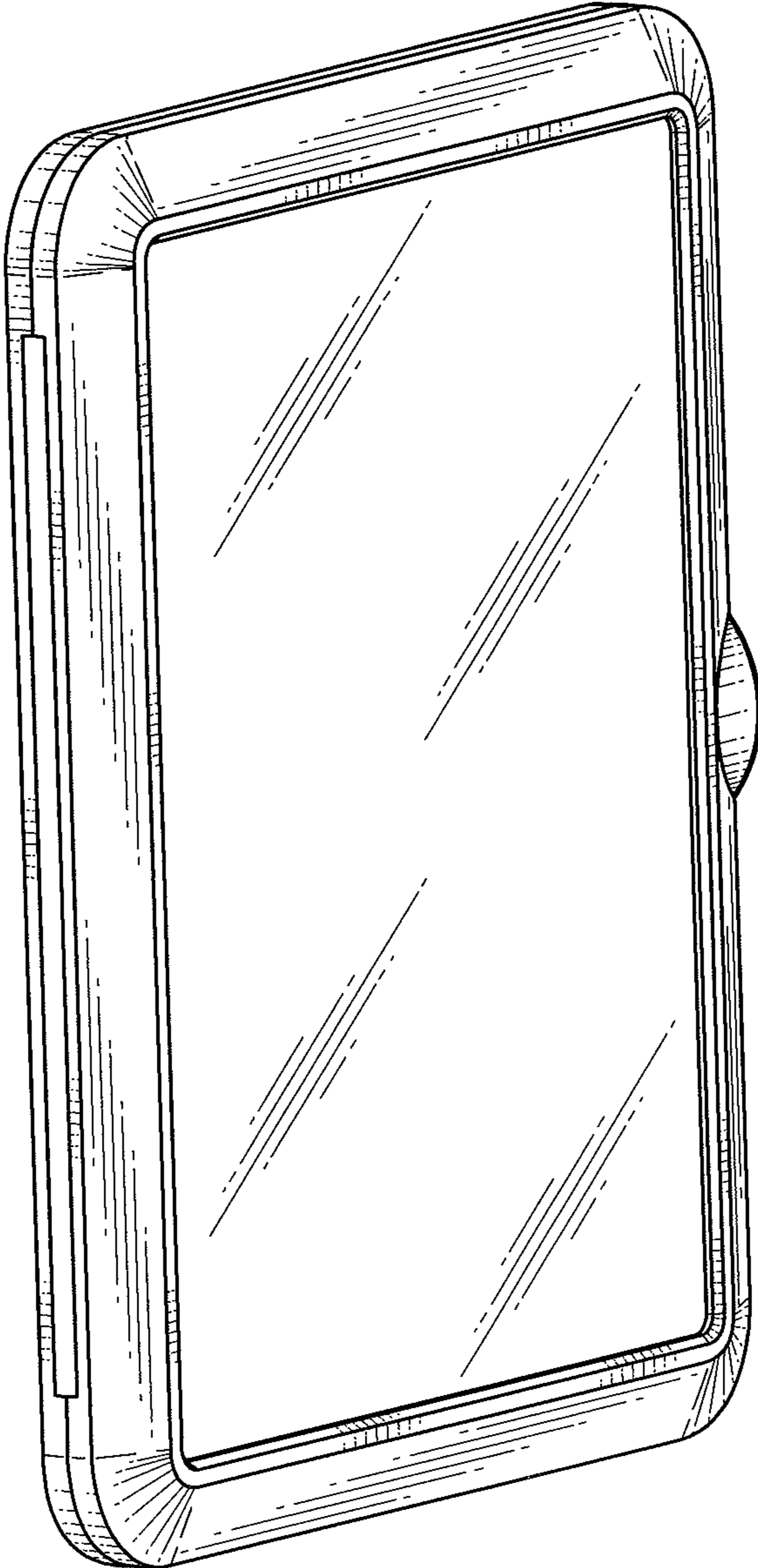


FIG. 1




FIG. 2




FIG. 3

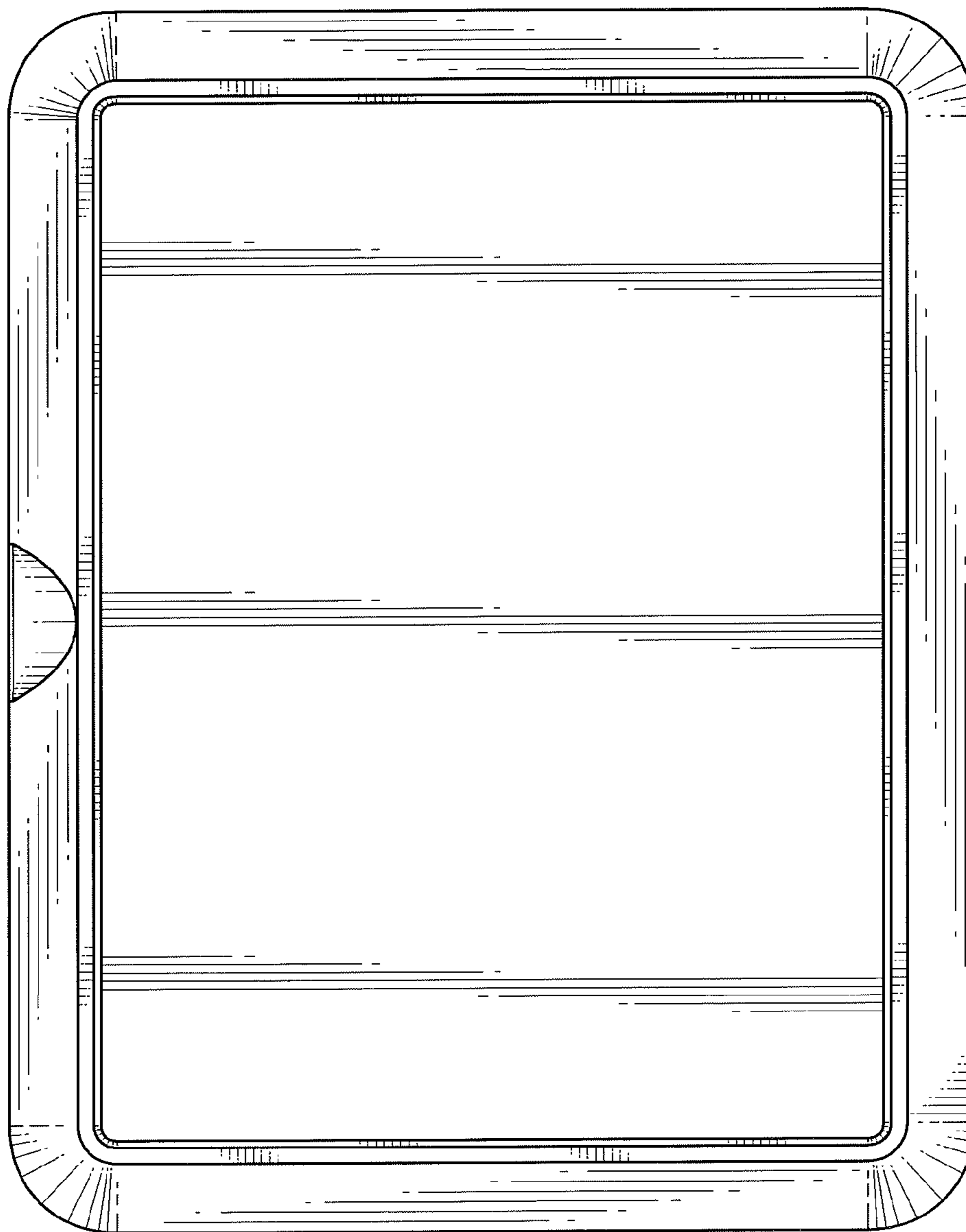


FIG. 4

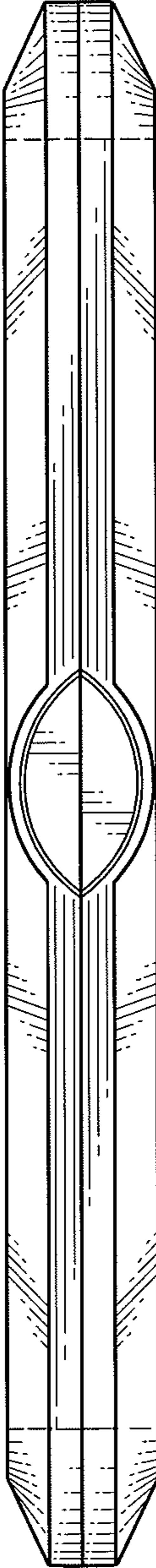


FIG. 5

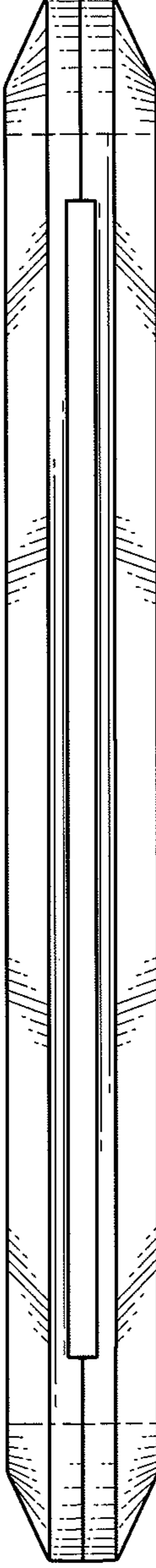


FIG. 6

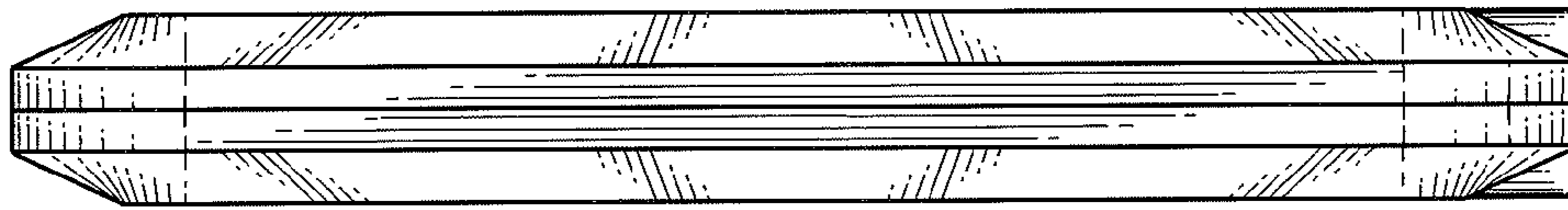


FIG. 7

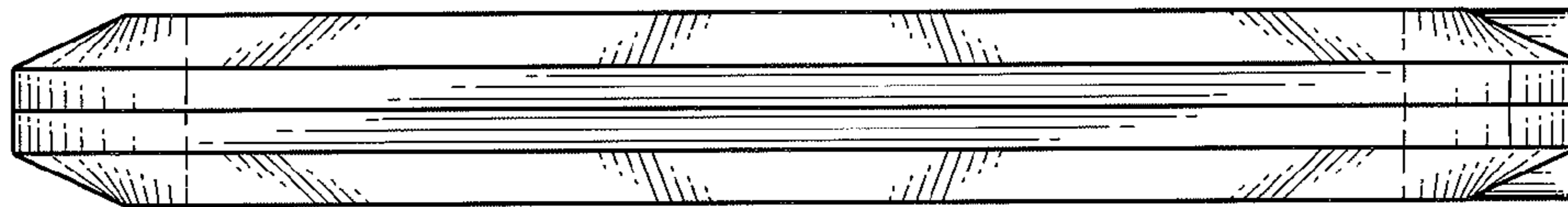


FIG. 8