



US00D701848S

(12) **United States Design Patent**
Im

(10) **Patent No.:** **US D701,848 S**

(45) **Date of Patent:** **** Apr. 1, 2014**

(54) **MOBILE PHONE**

(75) Inventor: **Jung-Hyuck Im**, Yongin-si (KR)

(73) Assignee: **Samsung Electronics Co., Ltd.**,
Suwon-Si (KR)

(**) Term: **14 Years**

(21) Appl. No.: **29/430,372**

(22) Filed: **Aug. 24, 2012**

(30) **Foreign Application Priority Data**

May 10, 2012 (KR) 30-2012-0022850

(51) **LOC (10) Cl.** **14-03**

(52) **U.S. Cl.**
USPC **D14/138 G**

(58) **Field of Classification Search**
USPC D14/138 R, 138 AD, 138 AC, 138 C,
D14/138 G, 137, 147, 218, 341-347,
D14/247-248; 455/566, 575.1, 575.3, 575.4
See application file for complete search history.

(56) **References Cited**

U.S. PATENT DOCUMENTS

D575,761 S *	8/2008	Kim	D14/138 AD
D605,626 S *	12/2009	Park	D14/203.7
D619,989 S *	7/2010	Huang	D14/138 G
D624,042 S *	9/2010	Lee et al.	D14/138 AD
D633,892 S *	3/2011	Chen	D14/138 AD
D653,231 S *	1/2012	Harenstam	D14/138 AD
D653,642 S *	2/2012	Han	D14/138 AD
D656,477 S *	3/2012	Yi et al.	D14/138 G
D666,573 S *	9/2012	Kim et al.	D14/138 AD
D676,440 S *	2/2013	Kita et al.	D14/341

D676,824 S *	2/2013	Lee	D14/138 G
D687,800 S *	8/2013	Lee	D14/138 G
2010/0207903 A1 *	8/2010	Kim et al.	345/173

OTHER PUBLICATIONS

HTC Desire C, announced May 2012, [online], [retrieved on May 30, 2012]. Retrieved from Internet ,<URL: <http://www.gsmarena.com>>.*

Huawei Ascend G500, announced Nov. 2012, [online], [retrieved on Jan. 7, 2013]. Retrieved from Internet ,<URL: <http://www.gsmarena.com>>.*

* cited by examiner

Primary Examiner — Bridget L Eland

(74) *Attorney, Agent, or Firm* — Staas & Halsey LLP

(57) **CLAIM**

The ornamental design for a mobile phone, as shown and described.

DESCRIPTION

FIG. 1 is a front perspective view of a mobile phone; FIG. 2 is a front view of the mobile phone of FIG. 1; FIG. 3 is a rear view of the mobile phone of FIG. 1; FIG. 4 is a left-side view of the mobile phone of FIG. 1; FIG. 5 is a right-side view of the mobile phone of FIG. 1; FIG. 6 is a top plan view of the mobile phone of FIG. 1; and, FIG. 7 is a bottom plan view of the mobile phone of FIG. 1. The broken lines shown in the drawings, which are immediately adjacent to the shaded areas and define consistently unshaded regions, represent the bounds of the claim, while all other broken lines are directed to environment and are for illustrative purposes only; the broken lines form no part of the claimed design.

1 Claim, 7 Drawing Sheets

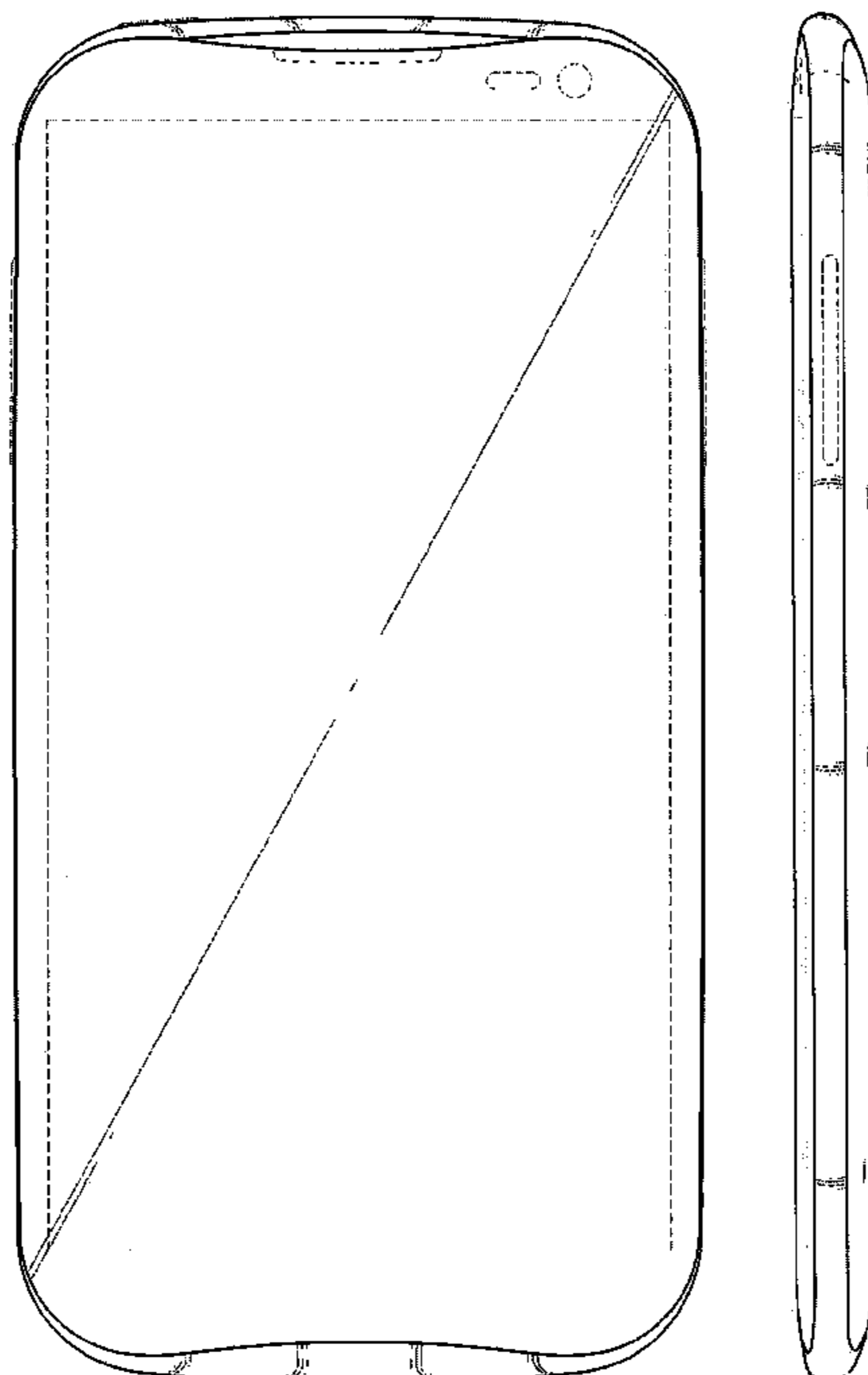


FIG. 1

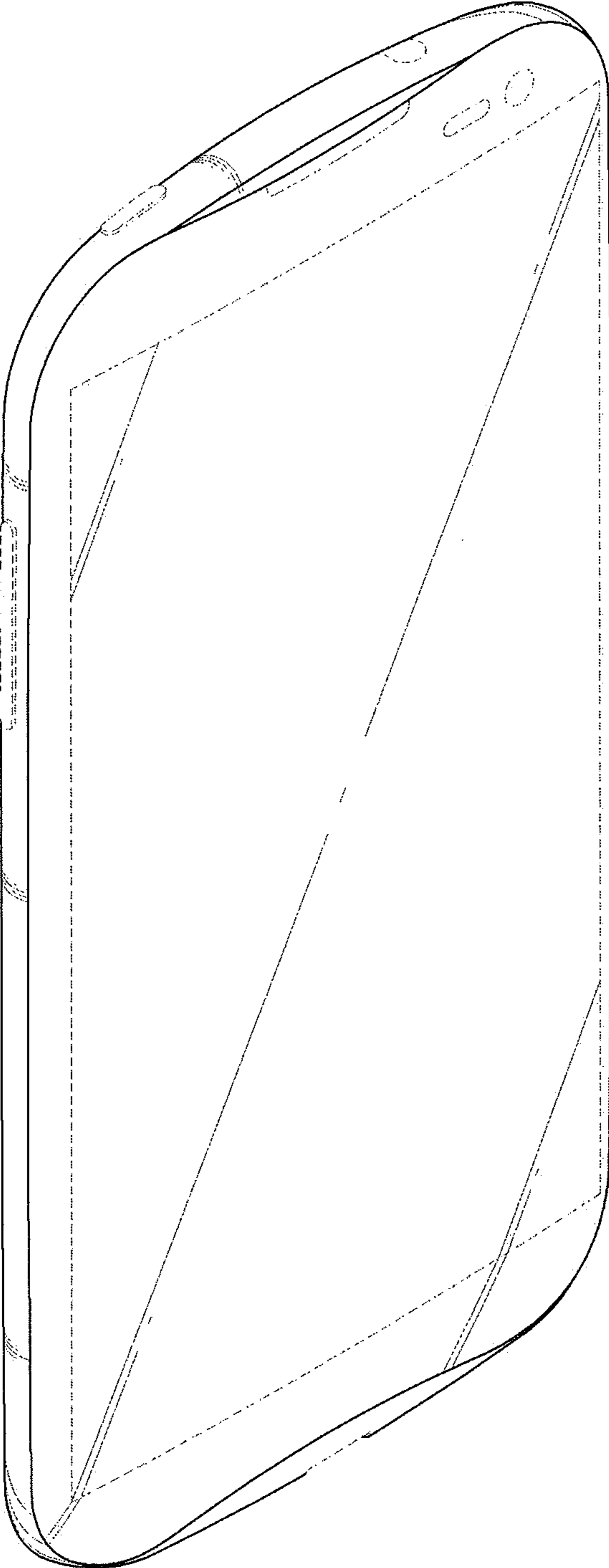


FIG. 2

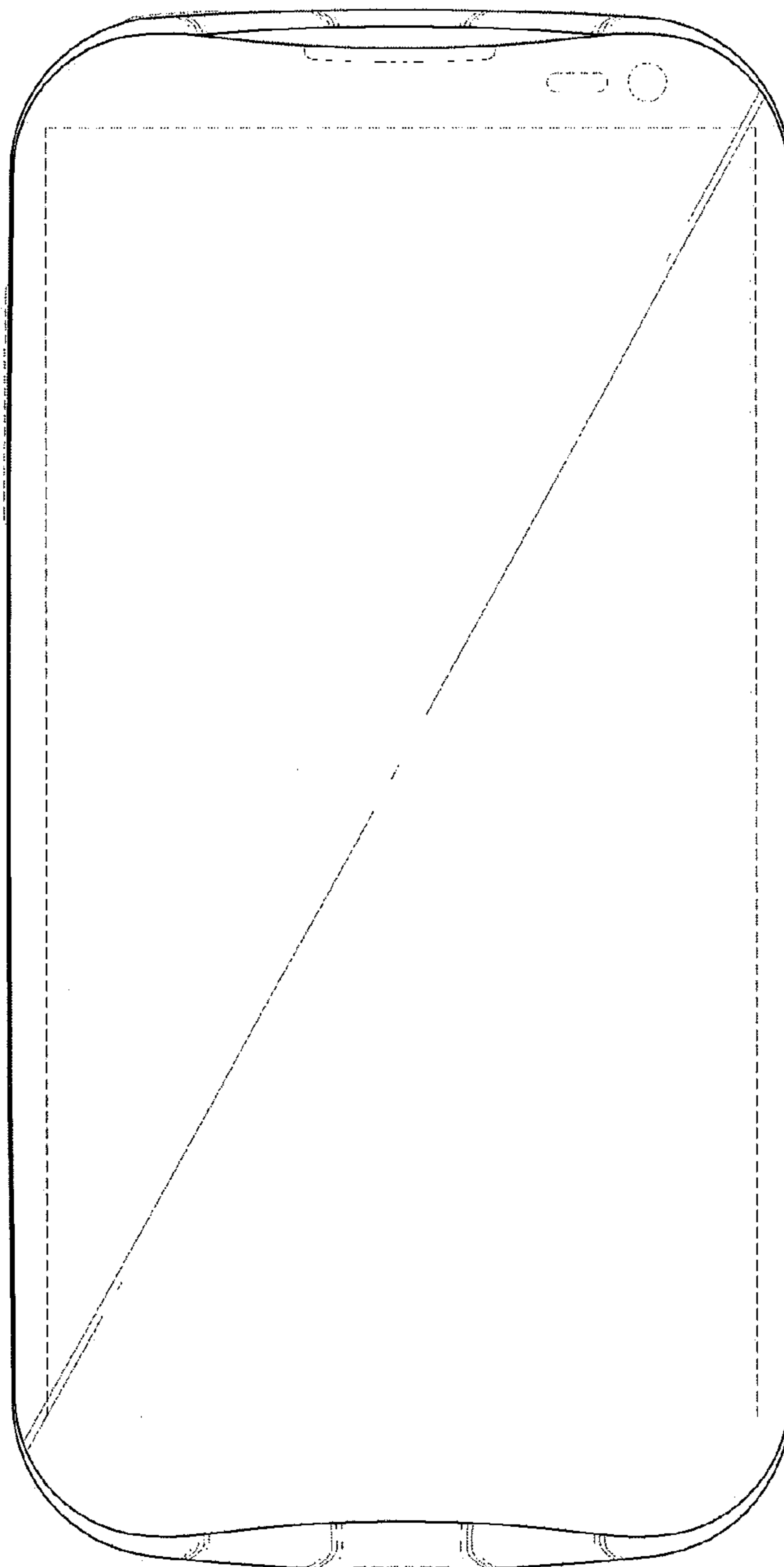


FIG. 3




FIG. 4

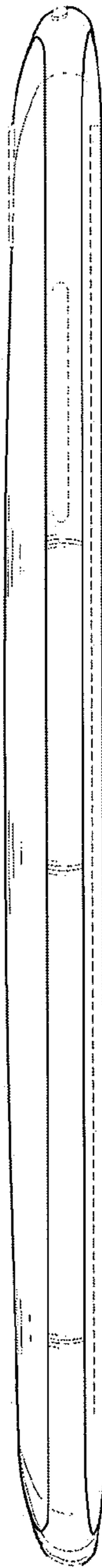


FIG. 5




FIG. 6




FIG. 7

