US00D701841S

(12) United States Design Patent
Huang

(10) Patent No.: US D701,841 S
(45) Date of Patent: ** Apr. 1, 2014

(54) **REMOTE CONTROLLER**

(76) Inventor: **Dazhi Huang**, Singapore (SG)

(**) Term: **14 Years**

(21) Appl. No.: **29/414,320**

(22) Filed: **Feb. 28, 2012**

(51) **LOC (10) Cl.** **14-03**

(52) **U.S. Cl.**
USPC **D13/168**

(58) **Field of Classification Search**
USPC D13/168; D10/104.1, 106.1; D14/218; D9/430; 341/176; 345/169; 340/4.3, 340/4.42, 12.22, 12.23, 12.24, 12.29, 12.3, 340/13.2, 13.21, 13.24; 700/17, 65, 83
See application file for complete search history.

(56) **References Cited**

U.S. PATENT DOCUMENTS

D301,332	S	*	5/1989	Schwartz	D13/168
D340,199	S	*	10/1993	Taylor	D10/106.1
D342,193	S	*	12/1993	Smith	D7/629
D343,387	S	*	1/1994	Keene	D13/168
D385,185	S	*	10/1997	Rench et al.	D9/430
D404,366	S	*	1/1999	Gross et al.	D13/168
D406,542	S	*	3/1999	Mik	D10/104.1
6,674,364	B1	*	1/2004	Holbrook et al.	340/568.1
D515,040	S	*	2/2006	Jones et al.	D13/168
D518,030	S	*	3/2006	Lin	D14/218
D546,295	S	*	7/2007	Marchetto et al.	D13/168
D546,780	S	*	7/2007	Marchetto et al.	D13/168
D548,196	S	*	8/2007	Bonnaud	D13/168
D583,776	S	*	12/2008	Lacour et al.	D13/168
D614,145	S	*	4/2010	Arosio	D13/168
2003/0122698	A1	*	7/2003	Horie et al.	341/176

* cited by examiner

Primary Examiner — Selina Sikder

(57) **CLAIM**

The ornamental design for a remote controller, as shown, and described.

DESCRIPTION

FIG. **1** is a rear elevational view of a remote control showing my new design;
FIG. **2** is a left side elevational view thereof;
FIG. **3** is a top plan view thereof;
FIG. **4** is a right side elevational view thereof;
FIG. **5** is a front elevational view thereof
FIG. **6** is a bottom plan view thereof, and the portion in broken line forms no part of claimed design; and,
FIG. **7** is 3 dimension view thereof.
The Feature of design: Octagonal shaped.

1 Claim, 1 Drawing Sheet

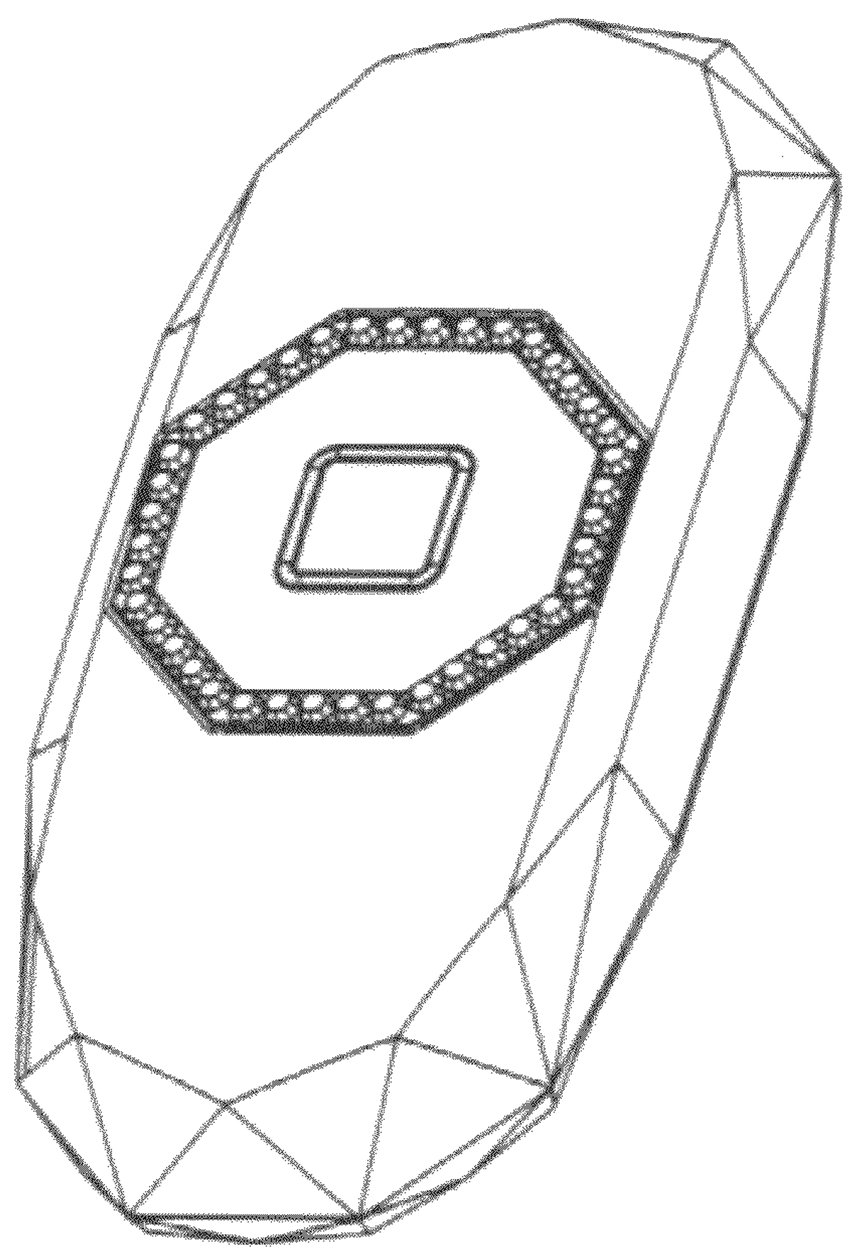

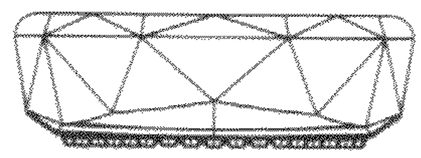

Fig. 1



Fig. 2

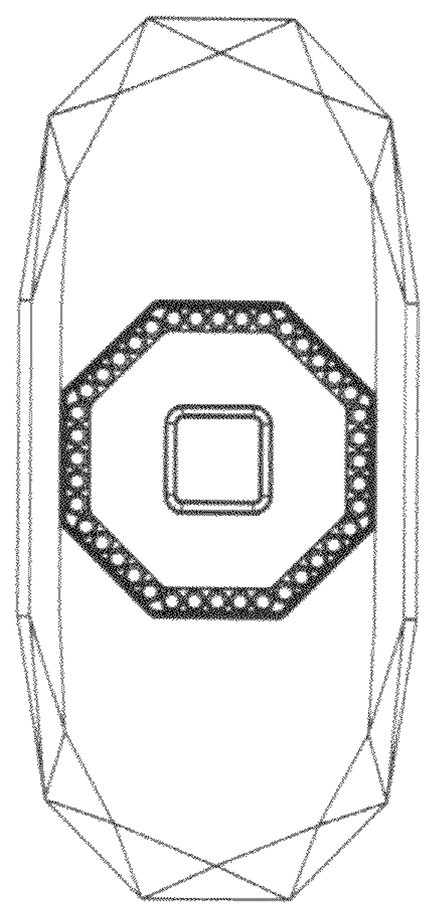

Fig. 3



Fig. 4

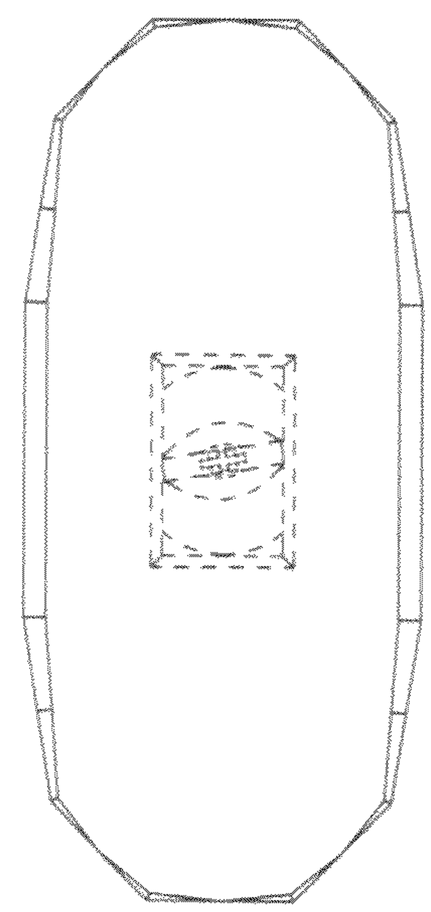

Fig. 6

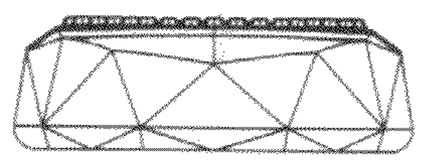

Fig. 5

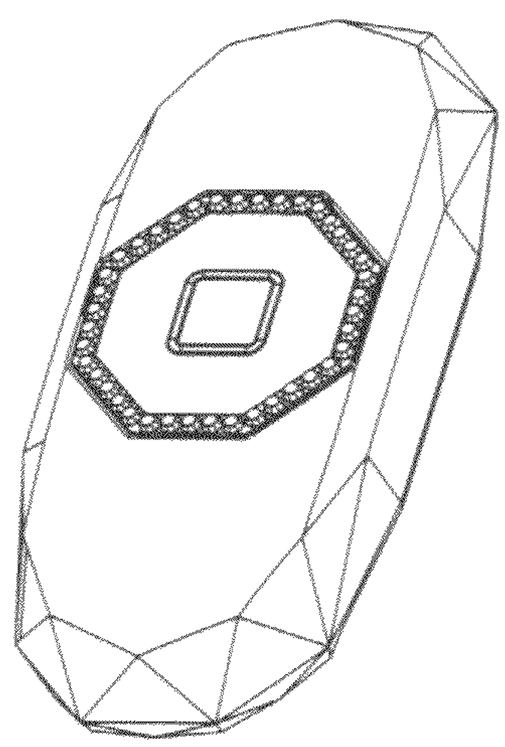

Fig. 7