



US00D701839S

(12) **United States Design Patent**
Ngo

(10) **Patent No.:** **US D701,839 S**
(45) **Date of Patent:** **** Apr. 1, 2014**

(54) **ELECTRICAL CARD-EDGE CONNECTOR**

(71) Applicant: **Hung Viet Ngo**, Harrisburg, PA (US)

(72) Inventor: **Hung Viet Ngo**, Harrisburg, PA (US)

(73) Assignee: **FCI Americas Technology LLC**,
Carson City, NV (US)

(**) Term: **14 Years**

(21) Appl. No.: **29/433,998**

(22) Filed: **Oct. 8, 2012**

Related U.S. Application Data

(63) Continuation of application No. 29/388,885, filed on
Apr. 4, 2011, now Pat. No. Des. 668,613, which is a
continuation of application No. 29/363,267, filed on
Jun. 7, 2010, now Pat. No. Des. 640,201.

(51) **LOC (10) Cl.** **13-03**

(52) **U.S. Cl.**
USPC **D13/147**

(58) **Field of Classification Search**

USPC D13/147, 154, 184, 199; 439/159-160,
439/260, 325, 329, 395, 492, 495, 607.01,
439/607.04, 607.05, 607.17, 607.25,
439/607.34, 607.41, 607.53, 630

See application file for complete search history.

(56) **References Cited**

U.S. PATENT DOCUMENTS

4,695,112	A	9/1987	Maston et al.
4,717,218	A	1/1988	Ratcliff
4,781,612	A	11/1988	Thrush
5,429,525	A	7/1995	McCoy
5,644,839	A	7/1997	Stone
5,897,386	A	4/1999	Baxter et al.
5,971,775	A	10/1999	Tor et al.
6,341,988	B1	1/2002	Zhu et al.
7,014,475	B1	3/2006	Mongold
D540,264	S	4/2007	Zhang
D606,496	S	12/2009	Ngo
D606,497	S	12/2009	Ngo
D608,293	S	1/2010	Ngo
D610,548	S	2/2010	Ngo

(Continued)

OTHER PUBLICATIONS

U.S. Appl. No. 13/113,818, filed May 23, 2011, Ngo.

(Continued)

Primary Examiner — Daniel Bui

(74) *Attorney, Agent, or Firm* — Baker & Hostetler LLP

(57) **CLAIM**

The ornamental design for an electrical card-edge connector,
as shown and described.

DESCRIPTION

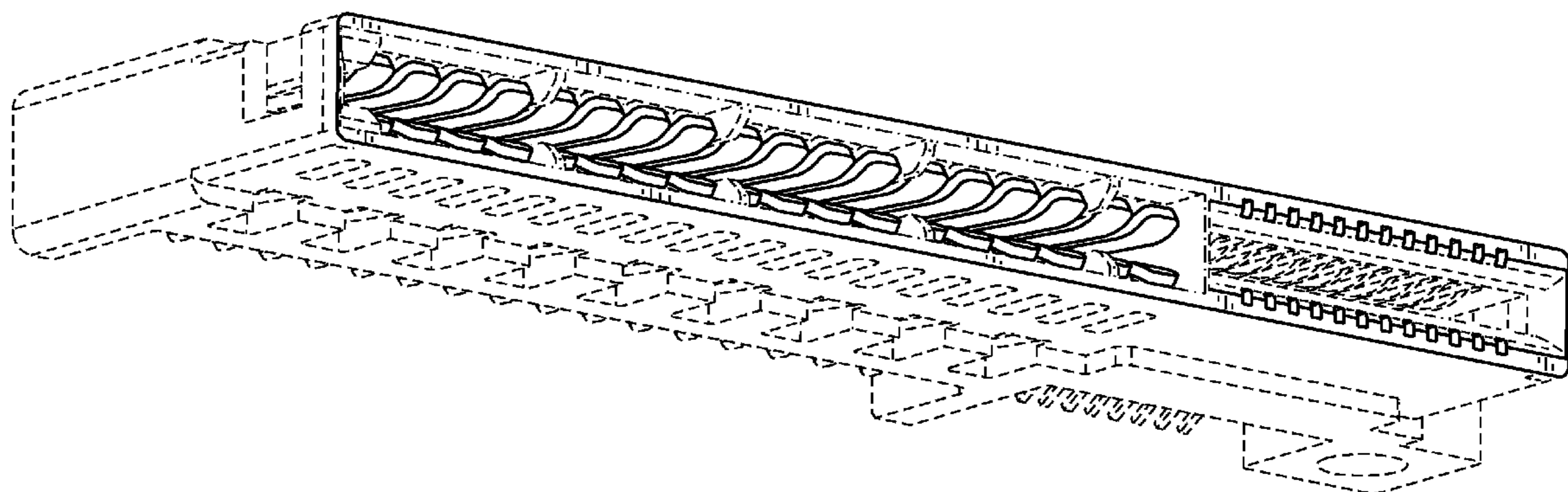
This application is related by subject matter to U.S. Design patent application Ser. No. 29/363,269 entitled “Electrical Card-Edge Connector” filed on Jun. 7, 2010, now U.S. Pat. No. D639,246, and U.S. Design patent application Ser. No. 29/363,270 entitled “Electrical Card-Edge Connector” filed on Jun. 7, 2010, now U.S. Pat. No. D641,321.

FIG. 1 is a bottom, left, front perspective view of an electrical card-edge connector according to my design;
FIG. 2 is a top, right, rear perspective view thereof;
FIG. 3 is a rear elevation view thereof;
FIG. 4 is a top plan view thereof;
FIG. 5 is a front elevation view thereof;
FIG. 6 is a bottom plan view thereof;
FIG. 7 is a left side elevation view thereof; and,
FIG. 8 is a right side elevation view thereof.

The broken line in the drawing represents unclaimed environment and forms no part of the claimed design. The dash-dot line in the drawing represents the boundaries of the claimed design.

In a preferred embodiment, the nature of this product is an electrical card-edge connector in the form of an electrical connector housing that retains a plurality of electrical contacts, such that the electrical card-edge connector is configured to mount to a first circuit board and mate with a second circuit board.

1 Claim, 4 Drawing Sheets



(56)

References Cited

U.S. PATENT DOCUMENTS

D621,364 S 8/2010 Kasahara
D623,138 S 9/2010 Ngo
D639,246 S 6/2011 Ngo
D640,201 S 6/2011 Ngo
D641,321 S 7/2011 Ngo
8,043,097 B2 10/2011 Ngo et al.
D668,613 S 10/2012 Ngo
2003/0024654 A1 2/2003 Sheward

2010/0112834 A1 5/2010 Chen et al.
2010/0124848 A1 5/2010 Atkinson et al.
2010/0184339 A1 7/2010 Ngo et al.
2011/0151701 A1 6/2011 Ngo
2011/0300759 A1 12/2011 Ngo
2011/0300760 A1 12/2011 Ngo

OTHER PUBLICATIONS

U.S. Appl. No. 61/205,276, filed Jan. 16, 2009, Ngo.
U.S. Appl. No. 61/352,231, filed Jun. 7, 2010, Ngo.
U.S. Appl. No. 61/352,245, filed Jun. 7, 2010, Ngo.

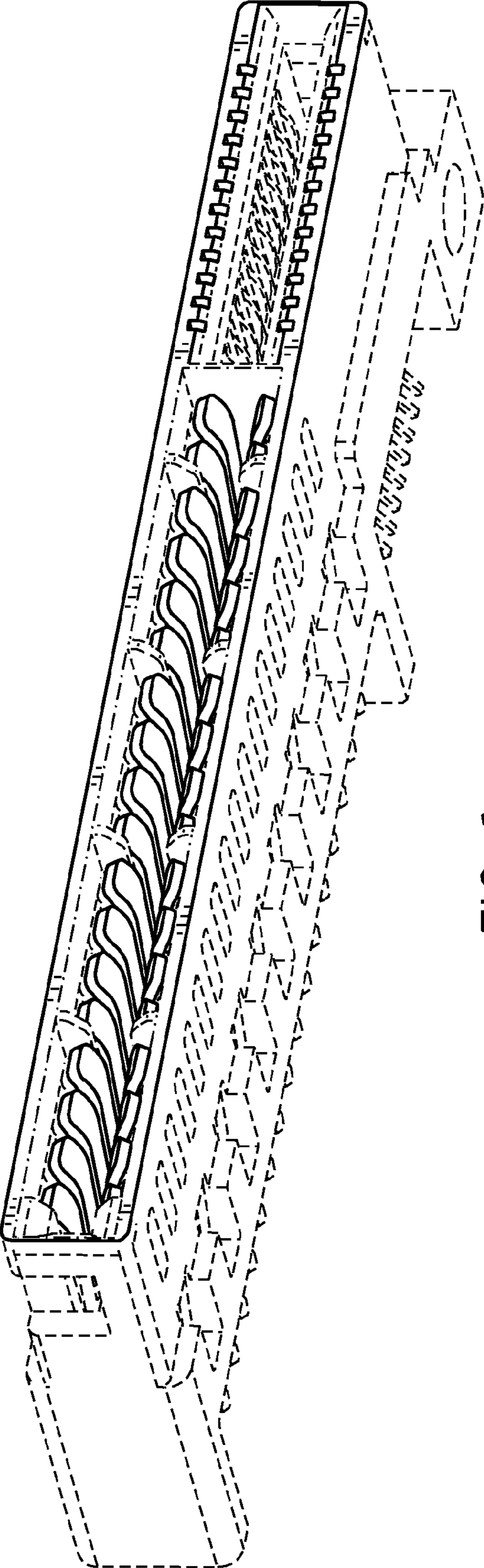


FIG. 1

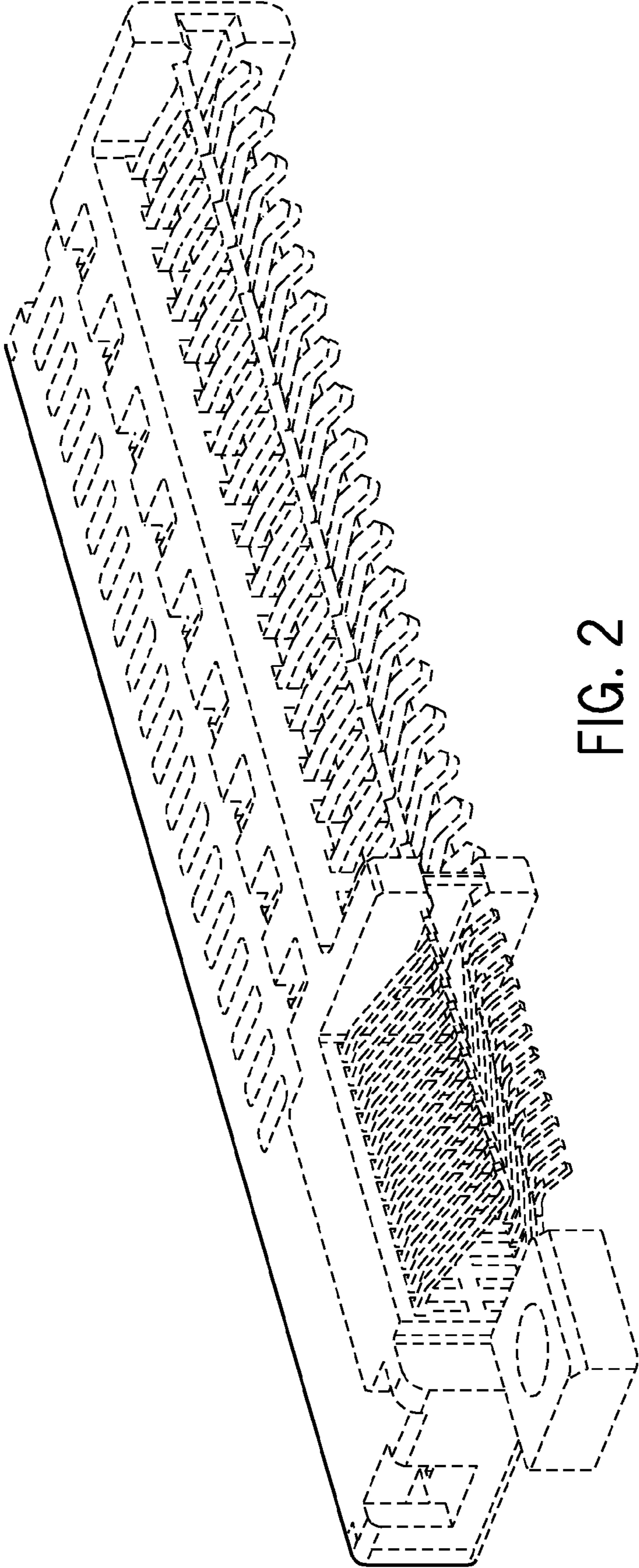


FIG. 2

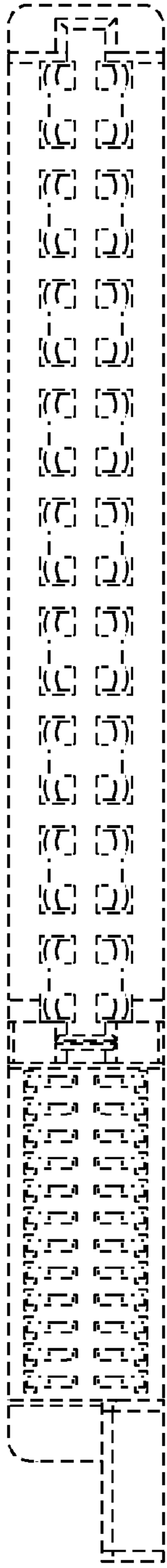


FIG. 3

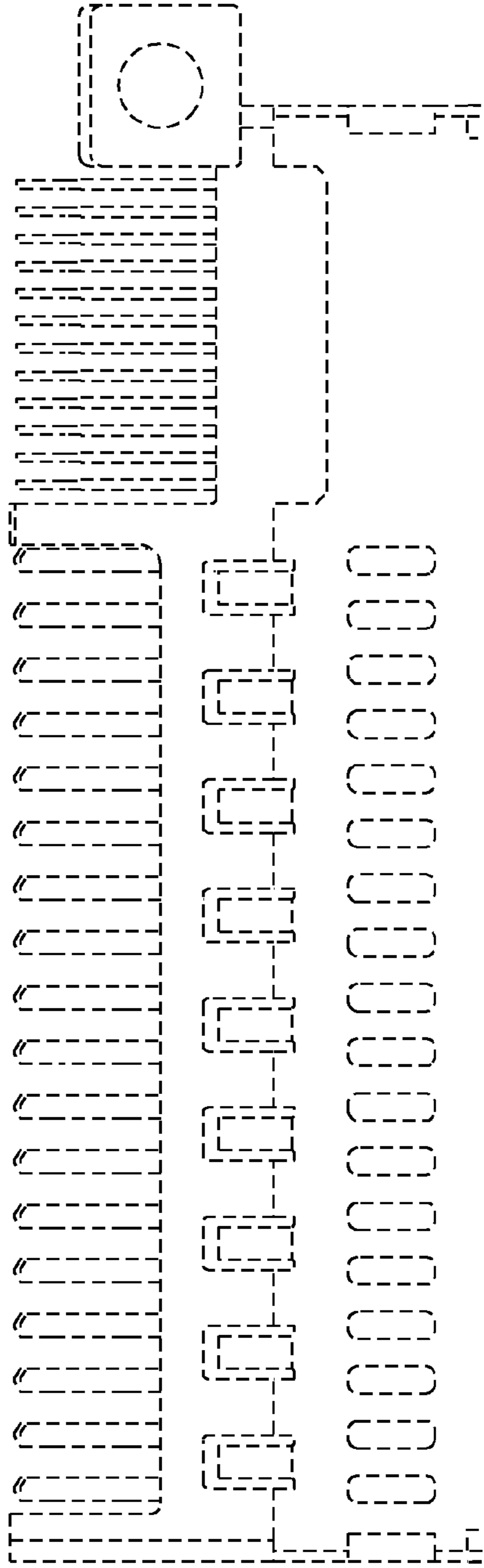


FIG. 4

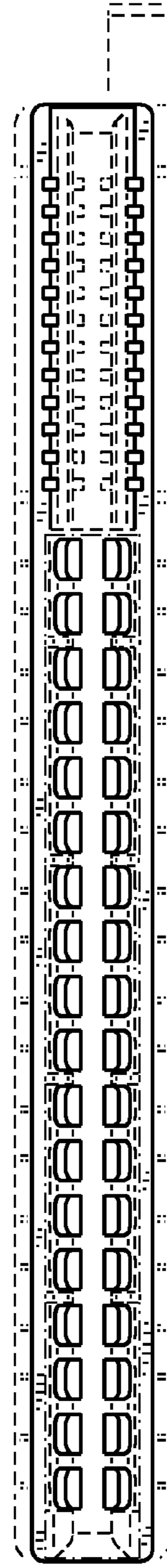


FIG. 5

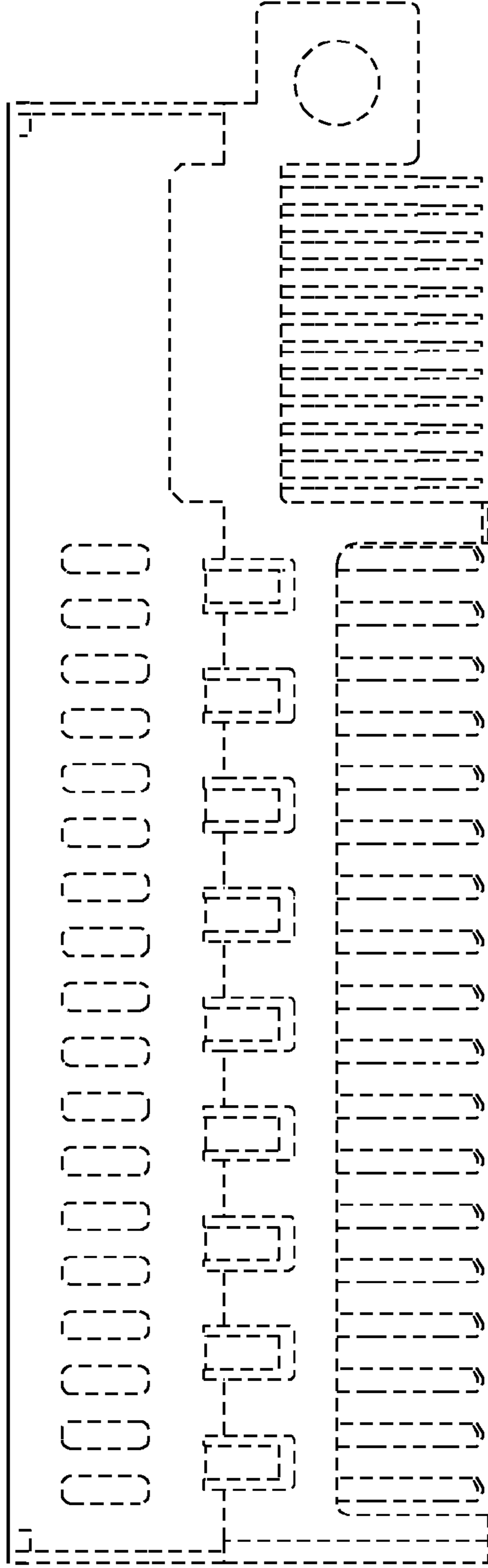


FIG. 6

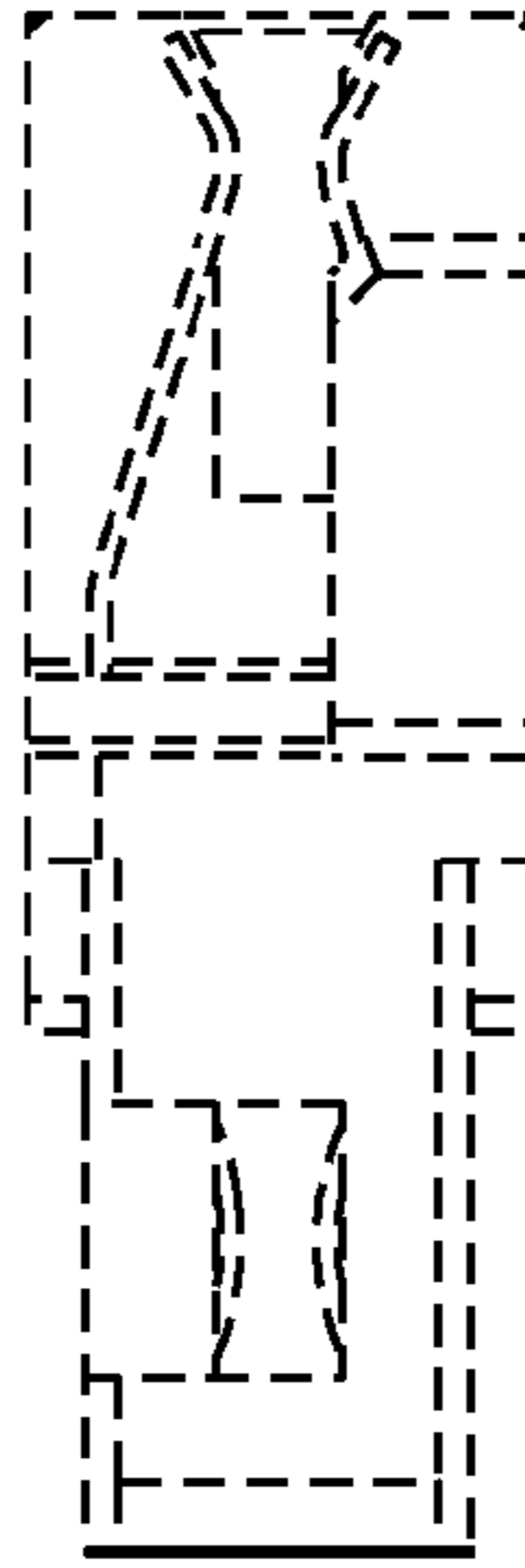


FIG. 7

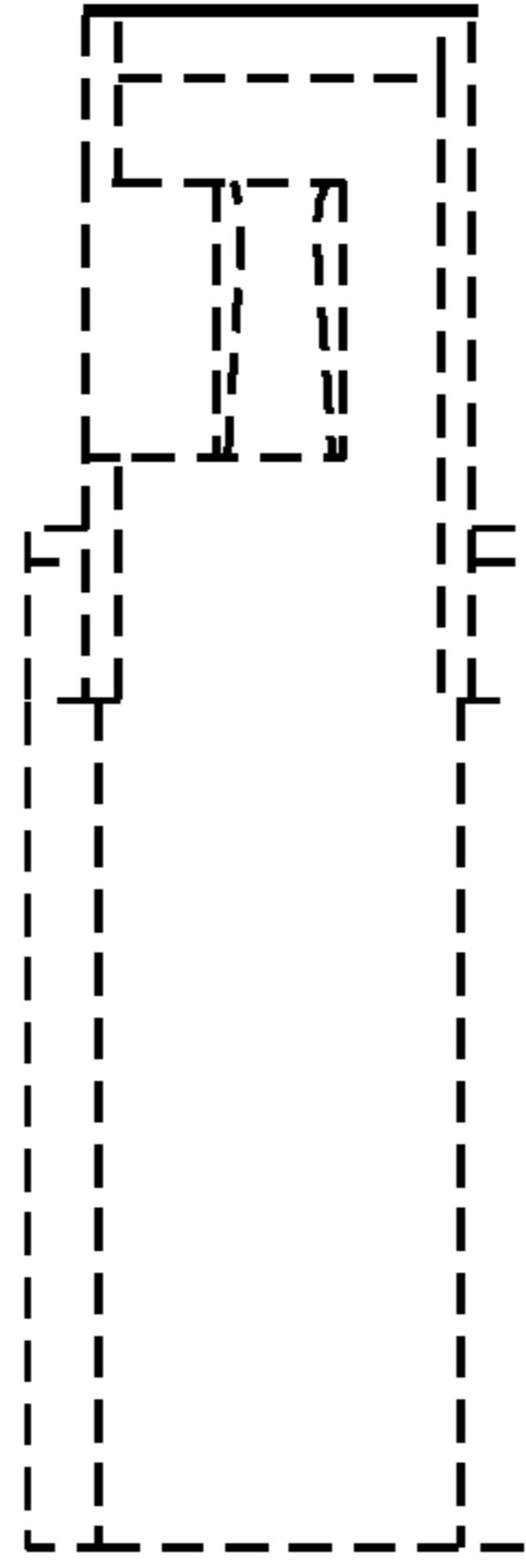


FIG. 8

UNITED STATES PATENT AND TRADEMARK OFFICE
CERTIFICATE OF CORRECTION

PATENT NO. : D701,839 S
APPLICATION NO. : 29/433998
DATED : April 1, 2014
INVENTOR(S) : Hung Viet Ngo

Page 1 of 1

It is certified that error appears in the above-identified patent and that said Letters Patent is hereby corrected as shown below:

On Title Page, at **DESCRIPTION**, after “This application is related by subject matter to”
insert --**U.S. Provisional Patent Application No. 61/352,231 entitled “Electrical Card-Edge
Connector” filed on June 7, 2010; U.S. Provisional Patent Application No. 61/352,245 entitled
“Electrical Card-Edge Connector” filed on June 7, 2010;--**

Signed and Sealed this
Eighth Day of July, 2014



Michelle K. Lee
Deputy Director of the United States Patent and Trademark Office