



US00D701825S

(12) **United States Design Patent**
Larregain et al.

(10) **Patent No.:** **US D701,825 S**

(45) **Date of Patent:** **** Apr. 1, 2014**

(54) **PNEUMATIC TIRE**

(56) **References Cited**

(71) Applicants: **Compagnie Generale des Etablissements Michelin**, Clermont-Ferrand (FR); **Michelin Recherche et Technique S.A.**, Granges-Paccot (CH)

U.S. PATENT DOCUMENTS

D43,348 S *	12/1912	Shaw	D12/576
D57,125 S *	2/1921	Githens	D12/576
D98,897 S *	3/1936	Storrs	D12/576
D141,885 S *	7/1945	Walker	D12/576
D168,022 S *	10/1952	Delzell	D12/576
D409,955 S *	5/1999	de Barsy	D12/579
D475,343 S *	6/2003	Motta et al.	D12/576
D500,285 S *	12/2004	Ikeda	D12/579
D606,928 S *	12/2009	Song	D12/579
D648,261 S *	11/2011	Rayman	D12/579
D666,966 S *	9/2012	Chauvin et al.	D12/579
D672,710 S *	12/2012	Chauvin et al.	D12/579

(72) Inventors: **Arnaud Larregain**, Clermont-Ferrand-Cedex (FR); **Frederic Lamberty**, Clermont-Ferrand-Cedex (FR); **Eric Francois**, Clermont-Ferrand-Cedex (FR)

* cited by examiner

(73) Assignees: **Compagnie Generale des Etablissements Michelin**, Clermont-Ferrand (FR); **Michelin Recherche et Technique S.A.**, Granges-Paccot (CH)

Primary Examiner — Stacia Cadmus

(74) *Attorney, Agent, or Firm* — Dickinson Wright PLLC

(**) **Term:** **14 Years**

(57) **CLAIM**

The ornamental design for a pneumatic tire, as shown and described.

(21) Appl. No.: **29/464,325**

DESCRIPTION

(22) Filed: **Aug. 15, 2013**

(30) **Foreign Application Priority Data**

Feb. 15, 2013 (FR) 13 0842

(51) **LOC (10) Cl.** **12-15**

(52) **U.S. Cl.**
USPC **D12/579**; D12/576

(58) **Field of Classification Search**
USPC D12/568–603, 544, 54, 512;
152/209.1–209.9, 209.11–209.19,
152/209.21–209.28, 455

FIG. 1 is a front perspective view of a pneumatic tire showing our new design.

FIG. 2 is a front elevational view thereof.

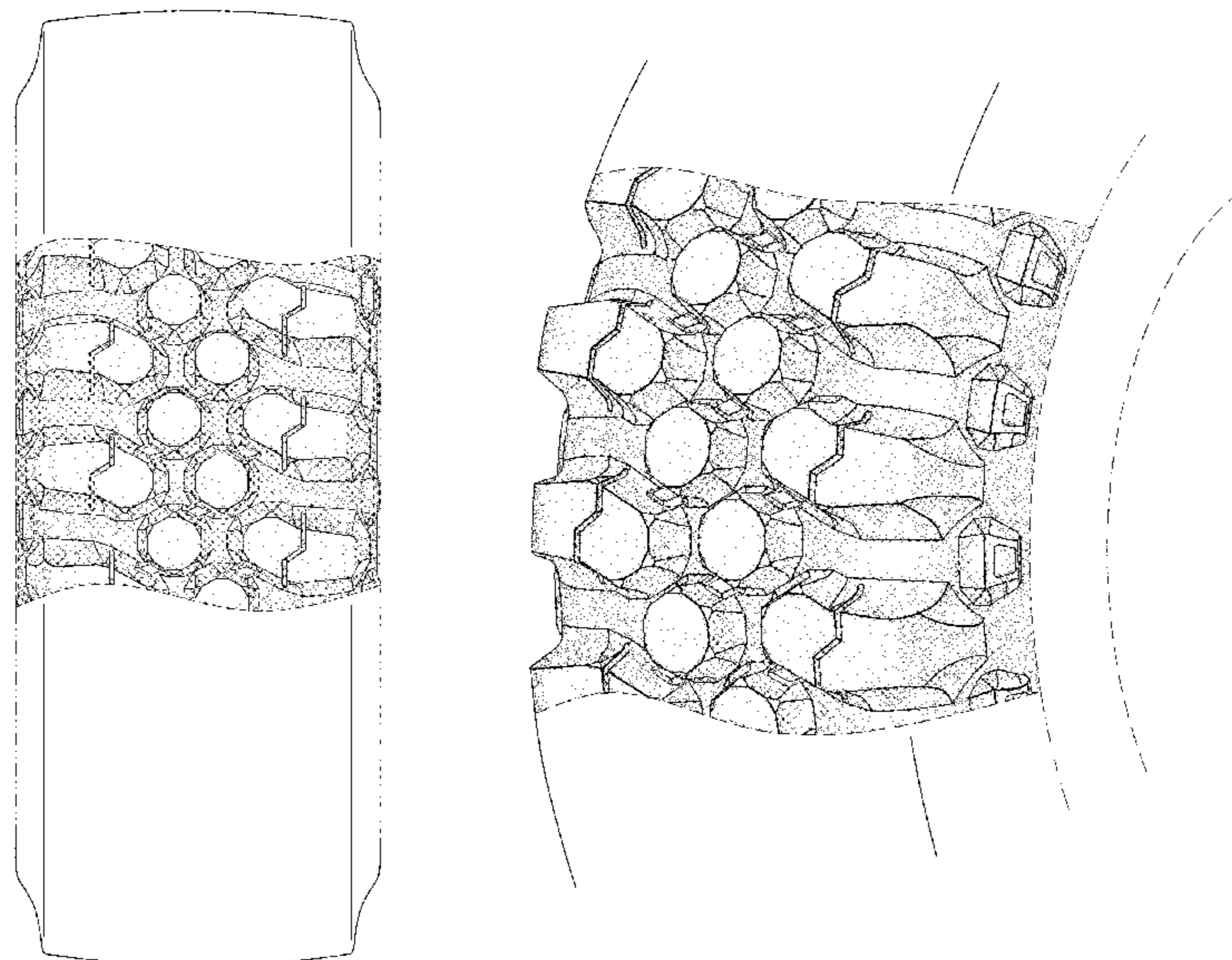
FIG. 3 is a side elevational view thereof, the other side being a mirror image thereof; and,

FIG. 4 is an enlarged, partial front perspective view thereof. In the drawings, the broken lines defining the inner bead and the unclaimed sidewall depict environmental subject matter that forms no part of the claimed design. The dash-dot lines represent the peripheral boundary between the claimed tire tread and unclaimed sidewall.

The tread pattern is understood to repeat uniformly throughout the circumference of the tire.

See application file for complete search history.

1 Claim, 4 Drawing Sheets



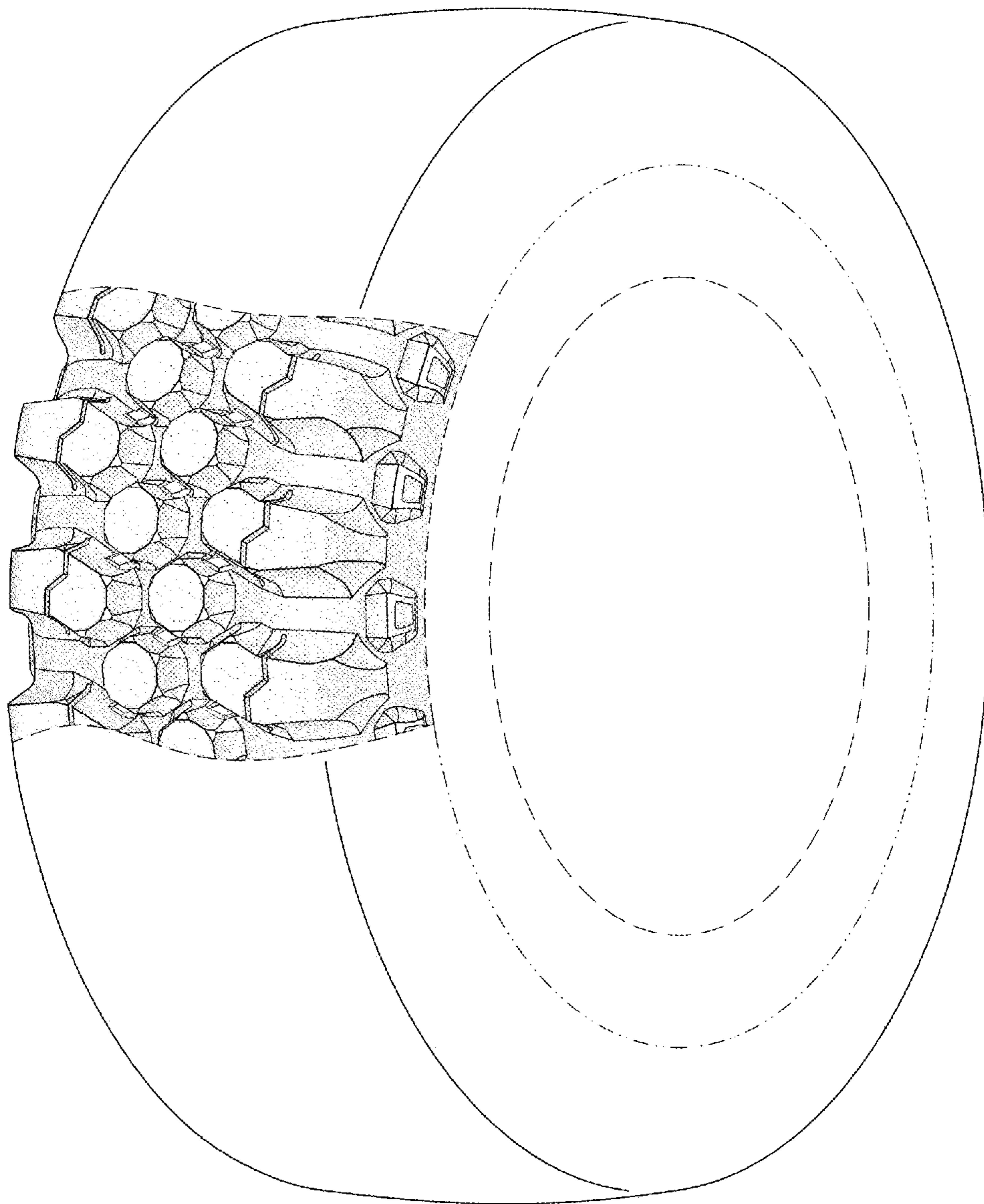


FIG. 1

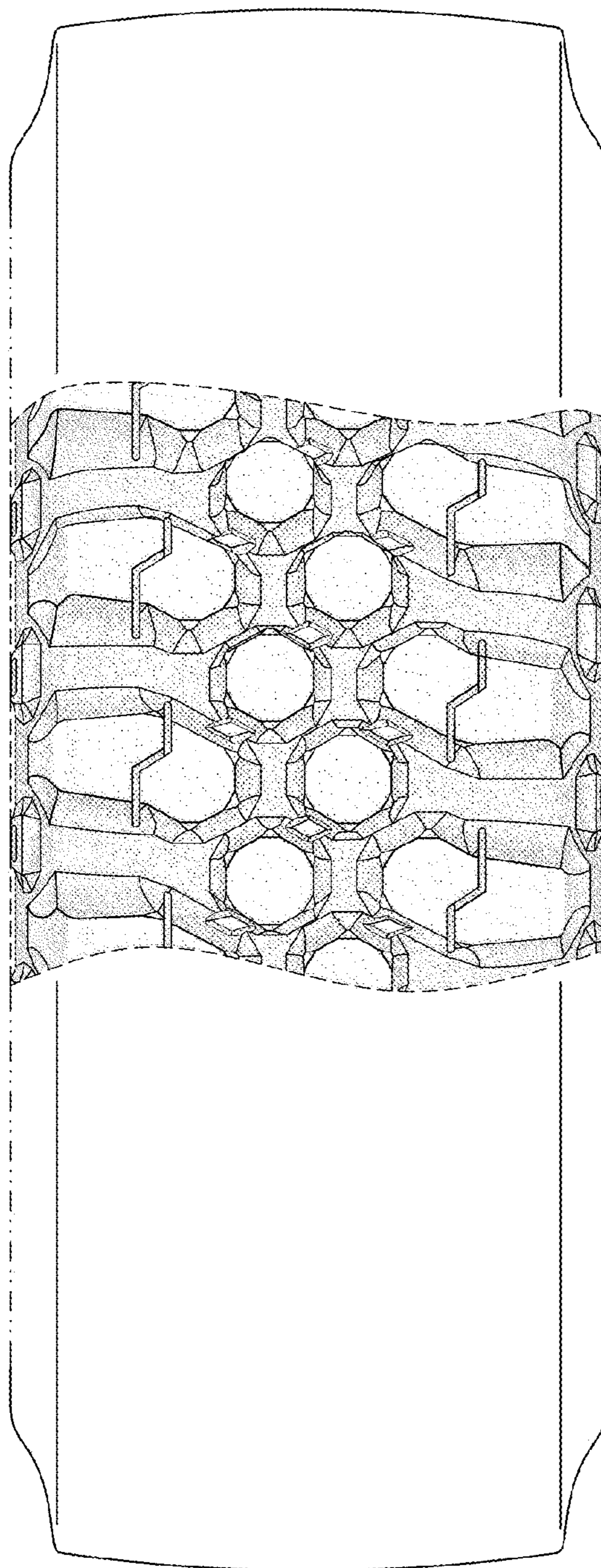


FIG. 2

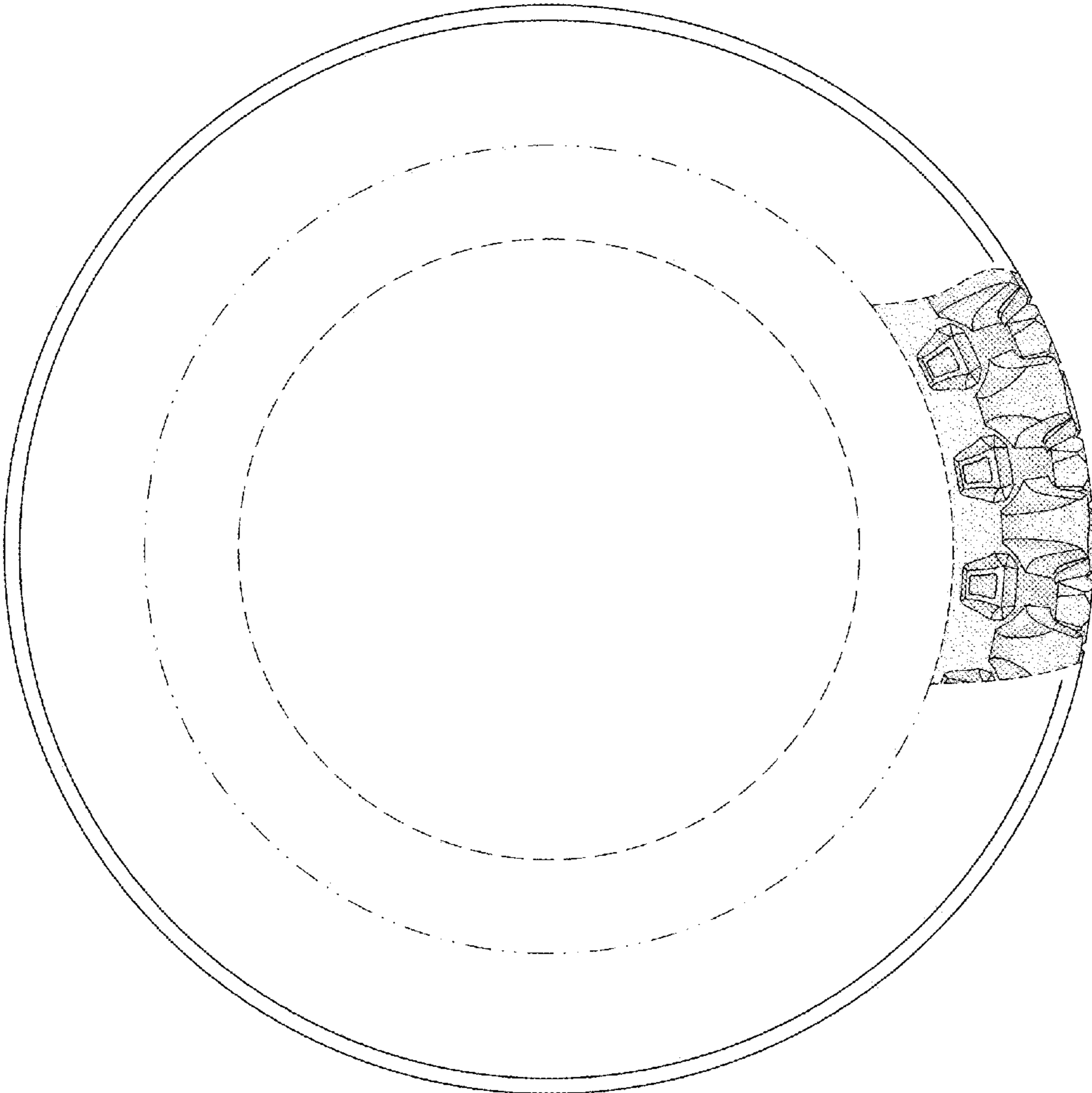


FIG. 3

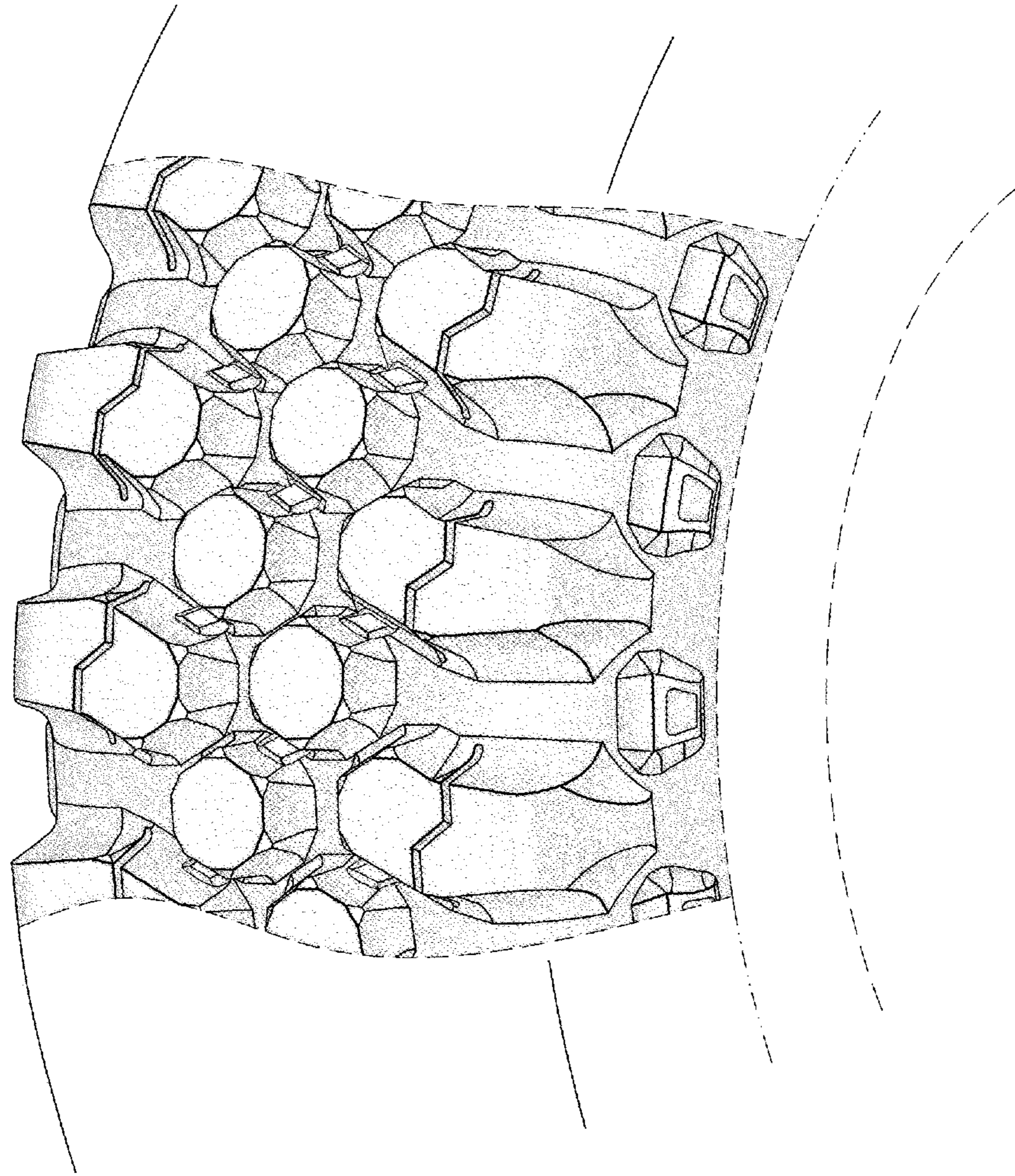


FIG. 4