



US00D701824S

(12) **United States Design Patent**
Lo

(10) **Patent No.:** **US D701,824 S**
(45) **Date of Patent:** **** Apr. 1, 2014**

- (54) **TIRE**
- (71) Applicant: **Tsai Jen Lo**, Chang-Hwa (TW)
- (72) Inventor: **Tsai Jen Lo**, Chang-Hwa (TW)
- (**) Term: **14 Years**
- (21) Appl. No.: **29/467,113**
- (22) Filed: **Sep. 16, 2013**
- (51) **LOC (10) Cl.** **12-15**
- (52) **U.S. Cl.**
USPC **D12/544**
- (58) **Field of Classification Search**
USPC D12/533-567, 579, 512, 900-901;
152/209.1-209.9, 209.11-209.19,
152/209.21-209.28, 455
See application file for complete search history.

D304,707 S *	11/1989	Monta	D12/544
D306,001 S *	2/1990	Shimamoto et al.	D12/544
D340,209 S *	10/1993	Kimura et al.	D12/544
D342,927 S *	1/1994	Thomas	D12/544
D384,013 S *	9/1997	Thomas	D12/544
D482,319 S *	11/2003	Nishimori	D12/536
D555,580 S *	11/2007	Lo	D12/544
D590,329 S *	4/2009	Lo	D12/579
D599,280 S *	9/2009	Ohigashi et al.	D12/544
D600,633 S *	9/2009	Lo	D12/544

* cited by examiner

Primary Examiner — Stacia Cadmus

(74) *Attorney, Agent, or Firm* — Rosenberg, Klein & Lee

(57) **CLAIM**

The ornamental design for a tire, as shown and described.

DESCRIPTION

FIG. 1 is a front right top perspective view of a tire showing my new design;

FIG. 2 is a front elevational view thereof, the opposite side side being a mirror image; and,

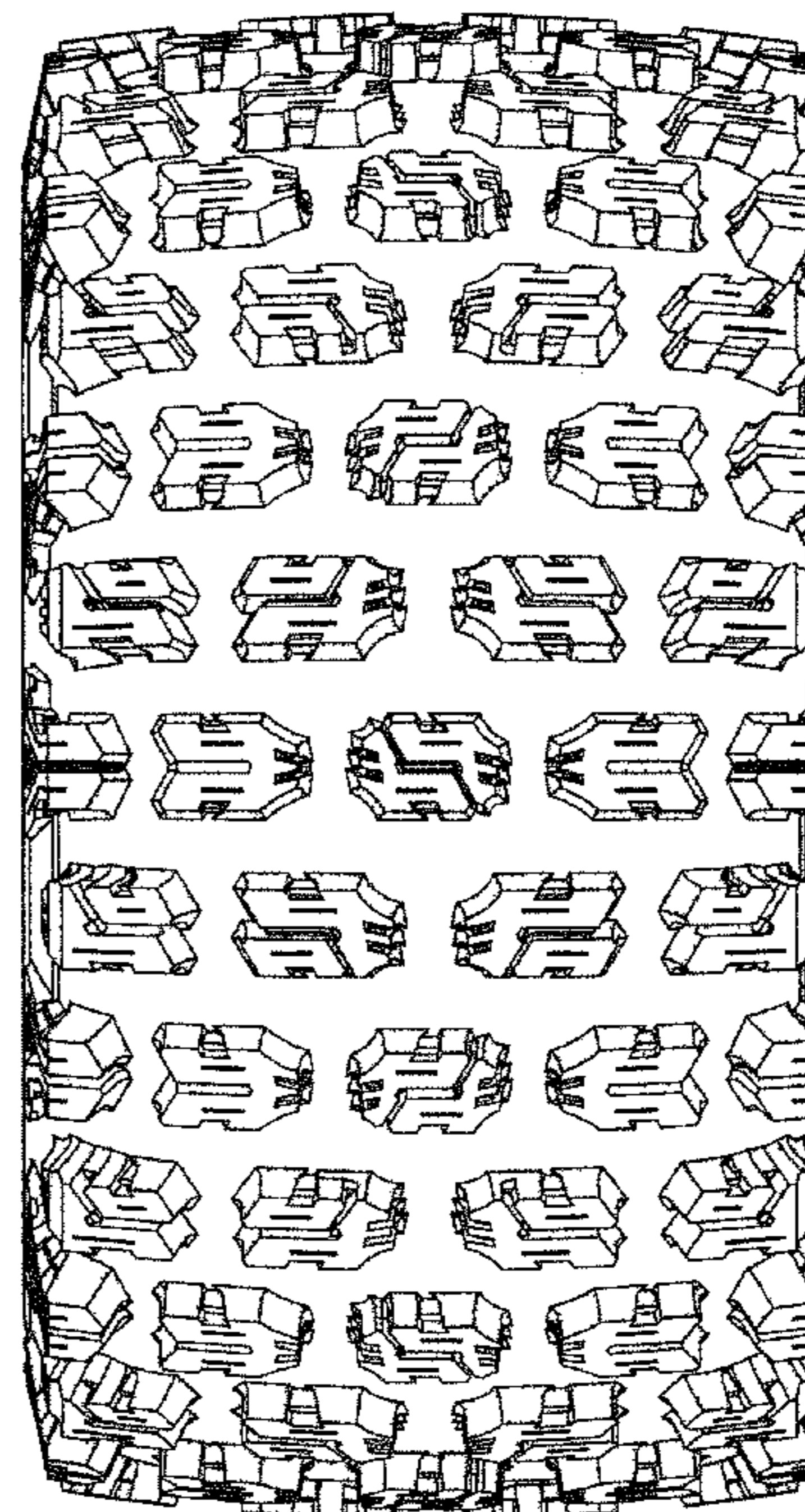
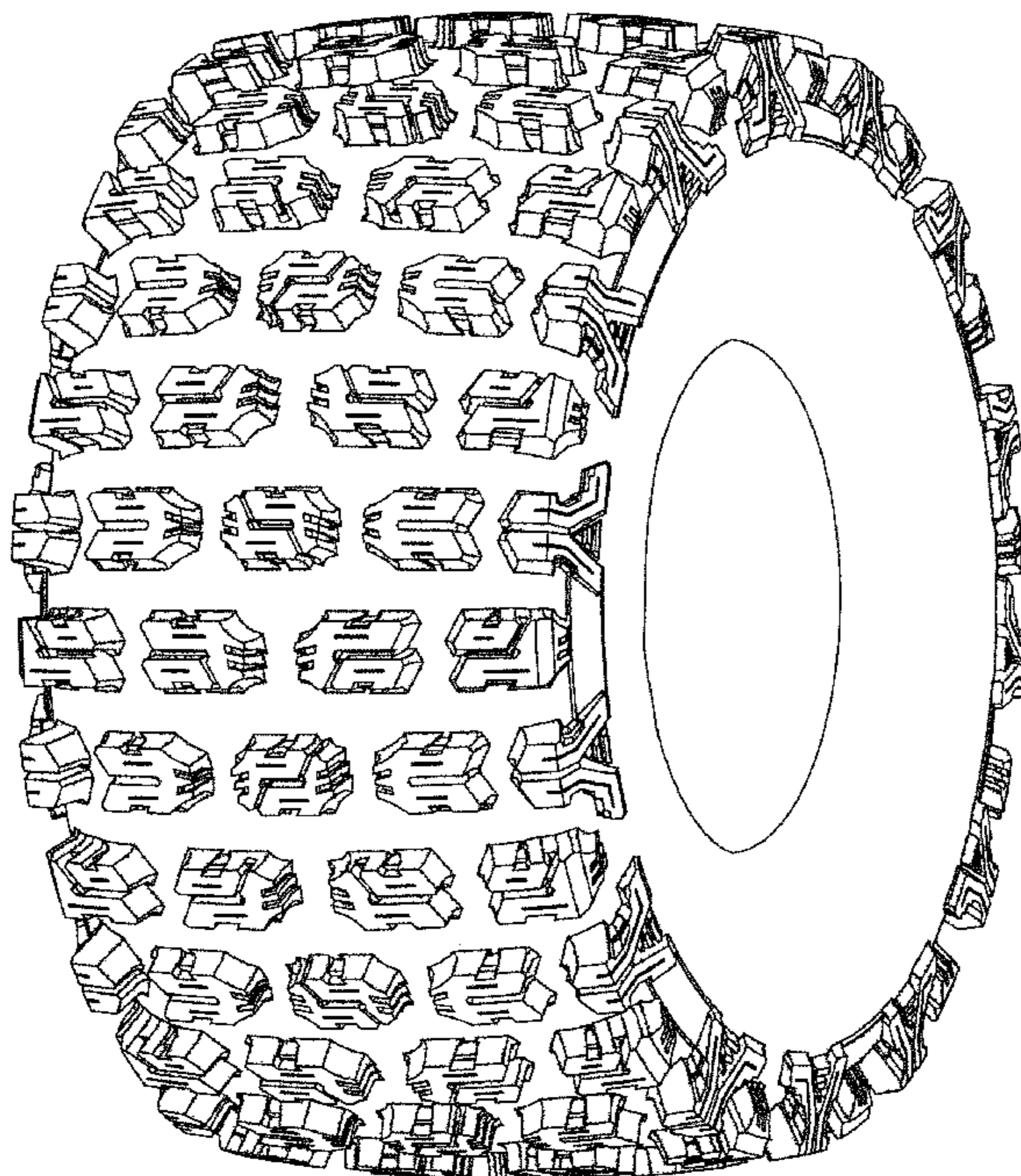
FIG. 3 is a right elevational view thereof, the opposite side being a mirror image.

(56) **References Cited**

U.S. PATENT DOCUMENTS

D288,423 S *	2/1987	Furusawa et al.	D12/544
D300,621 S *	4/1989	Hamada et al.	D12/544

1 Claim, 3 Drawing Sheets



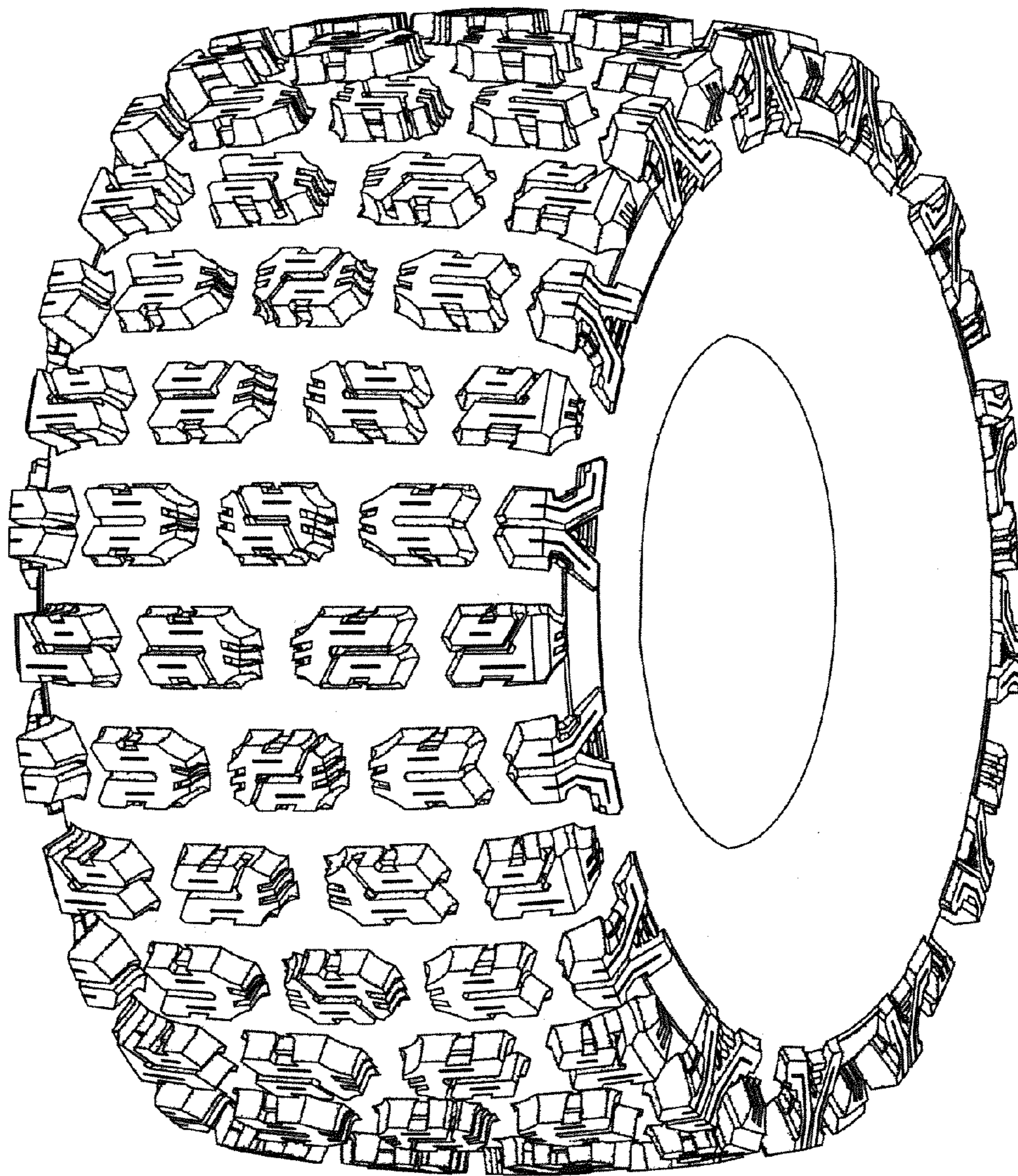


Fig. 1




Fig. 2




Fig. 3