



US00D701823S

(12) **United States Design Patent**  
**Lo**

(10) **Patent No.:** **US D701,823 S**  
(45) **Date of Patent:** **\*\* Apr. 1, 2014**

- (54) **TIRE**
- (71) Applicant: **Tsai-Jen Lo**, Chang-Hwa (TW)
- (72) Inventor: **Tsai-Jen Lo**, Chang-Hwa (TW)
- (\*\*) Term: **14 Years**
- (21) Appl. No.: **29/433,861**
- (22) Filed: **Oct. 5, 2012**
- (51) **LOC (10) Cl.** ..... **12-15**
- (52) **U.S. Cl.**  
USPC ..... **D12/544**
- (58) **Field of Classification Search**  
USPC ..... D12/533-567, 579, 512, 900-901;  
152/209.1-209.9, 209.11-209.19,  
152/209.21-209.28, 455  
See application file for complete search history.

D459,289 S *	6/2002	Lo	.....	D12/544
D508,673 S *	8/2005	Dumigan et al.	.....	D12/544
D512,957 S *	12/2005	Nishimori	.....	D12/544
D514,501 S *	2/2006	Nishimori	.....	D12/544
D524,725 S *	7/2006	Gerasimczuk	.....	D12/544
D548,675 S *	8/2007	Nishimori et al.	.....	D12/544
D555,077 S *	11/2007	Lo	.....	D12/544
D555,579 S *	11/2007	Lo	.....	D12/544
D560,596 S *	1/2008	Sakakibara et al.	.....	D12/544
D564,442 S *	3/2008	Guidry	.....	D12/544
D565,501 S *	4/2008	Lo	.....	D12/544
D589,430 S *	3/2009	Guidry	.....	D12/544
D612,797 S *	3/2010	Lo	.....	D12/544

\* cited by examiner

*Primary Examiner* — Stacia Cadmus

(74) *Attorney, Agent, or Firm* — Rosenberg, Klein & Lee

(57) **CLAIM**

The ornamental design for a tire, as shown and described.

**DESCRIPTION**

FIG. 1 is a front-right-top perspective view of a tire showing my new design;

FIG. 2 is a front elevational view thereof, the opposite side being a mirror image; and,

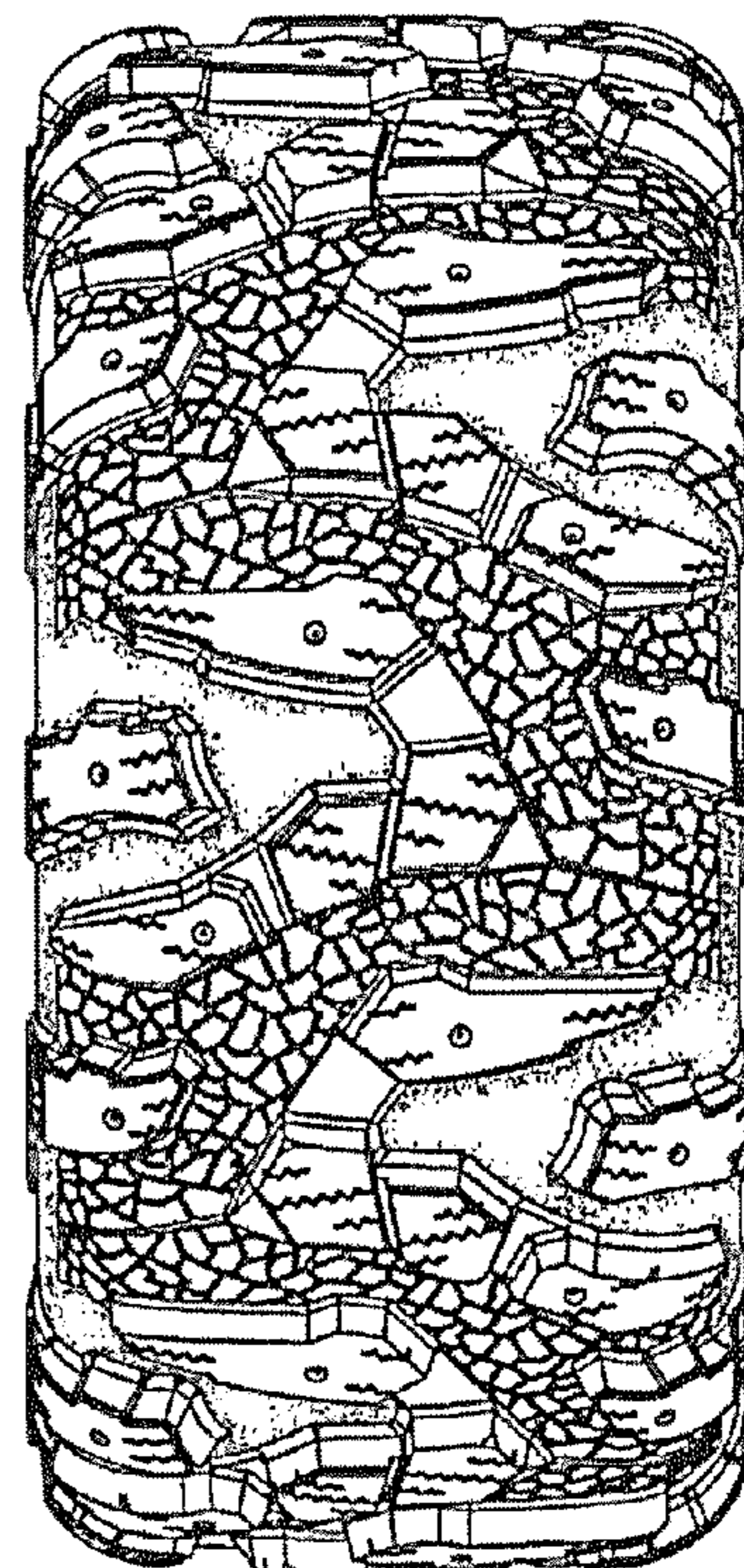
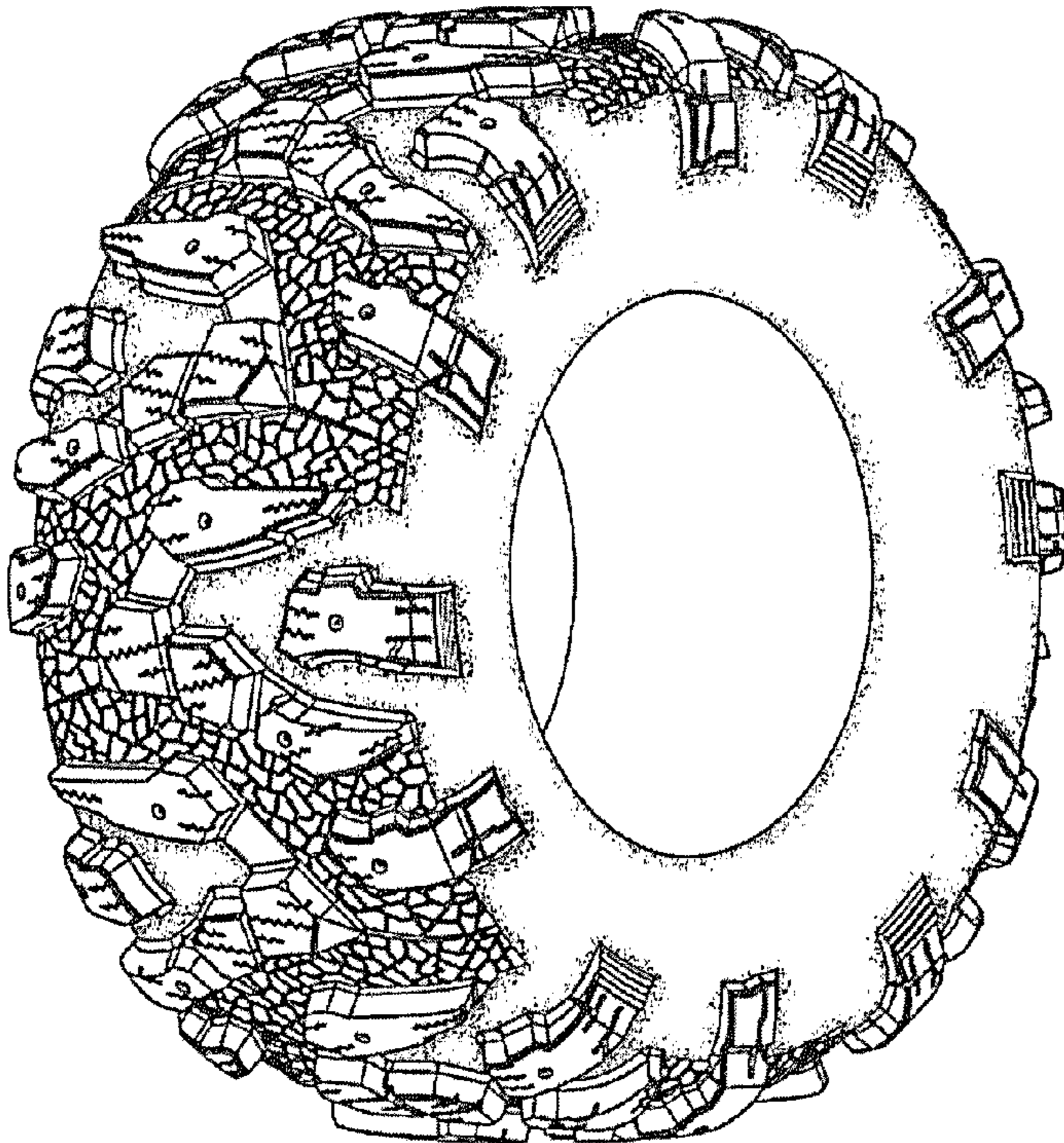
FIG. 3 is a right elevational view thereof, the opposite side being a mirror image.

**1 Claim, 3 Drawing Sheets**

(56) **References Cited**

**U.S. PATENT DOCUMENTS**

D302,671 S *	8/1989	Miller	.....	D12/544
D316,386 S *	4/1991	Fujiki	.....	D12/544
D342,228 S *	12/1993	Harms	.....	D12/544
D354,262 S *	1/1995	Harms	.....	D12/544
D389,441 S *	1/1998	Rooney	.....	D12/544
D428,586 S *	7/2000	Rooney	.....	D12/544
D457,482 S *	5/2002	Rooney et al.	.....	D12/544





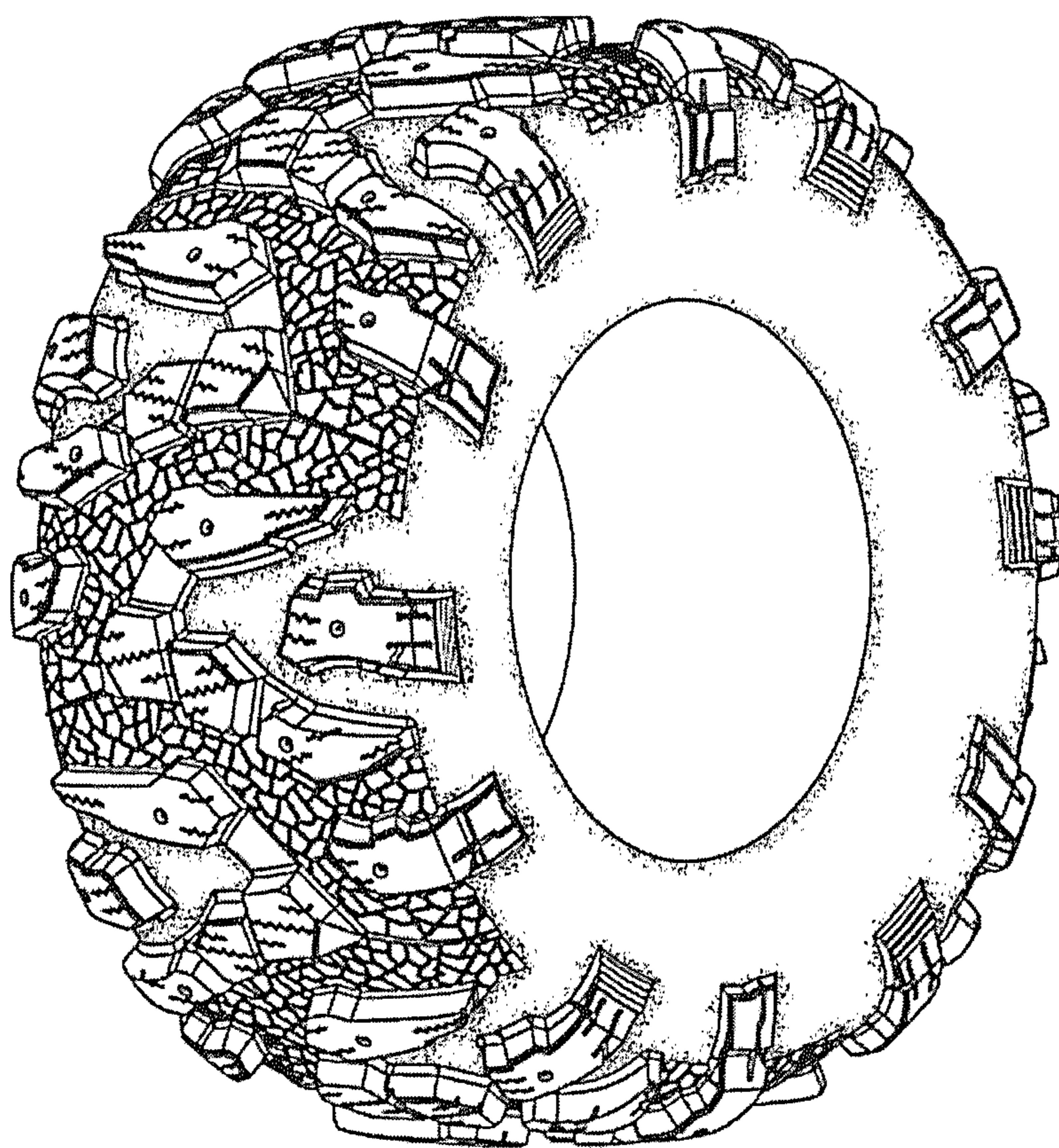


Fig. 1

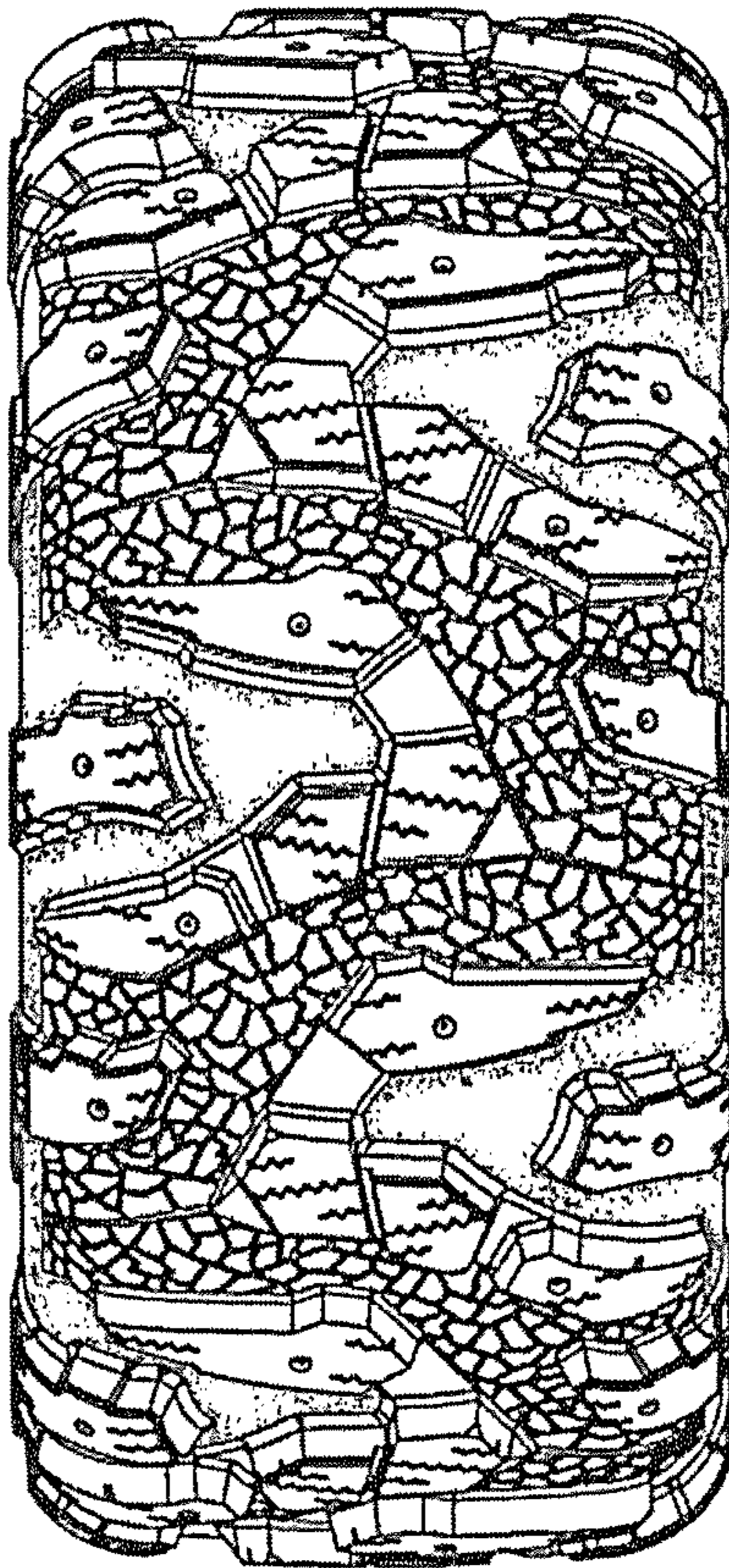


Fig. 2



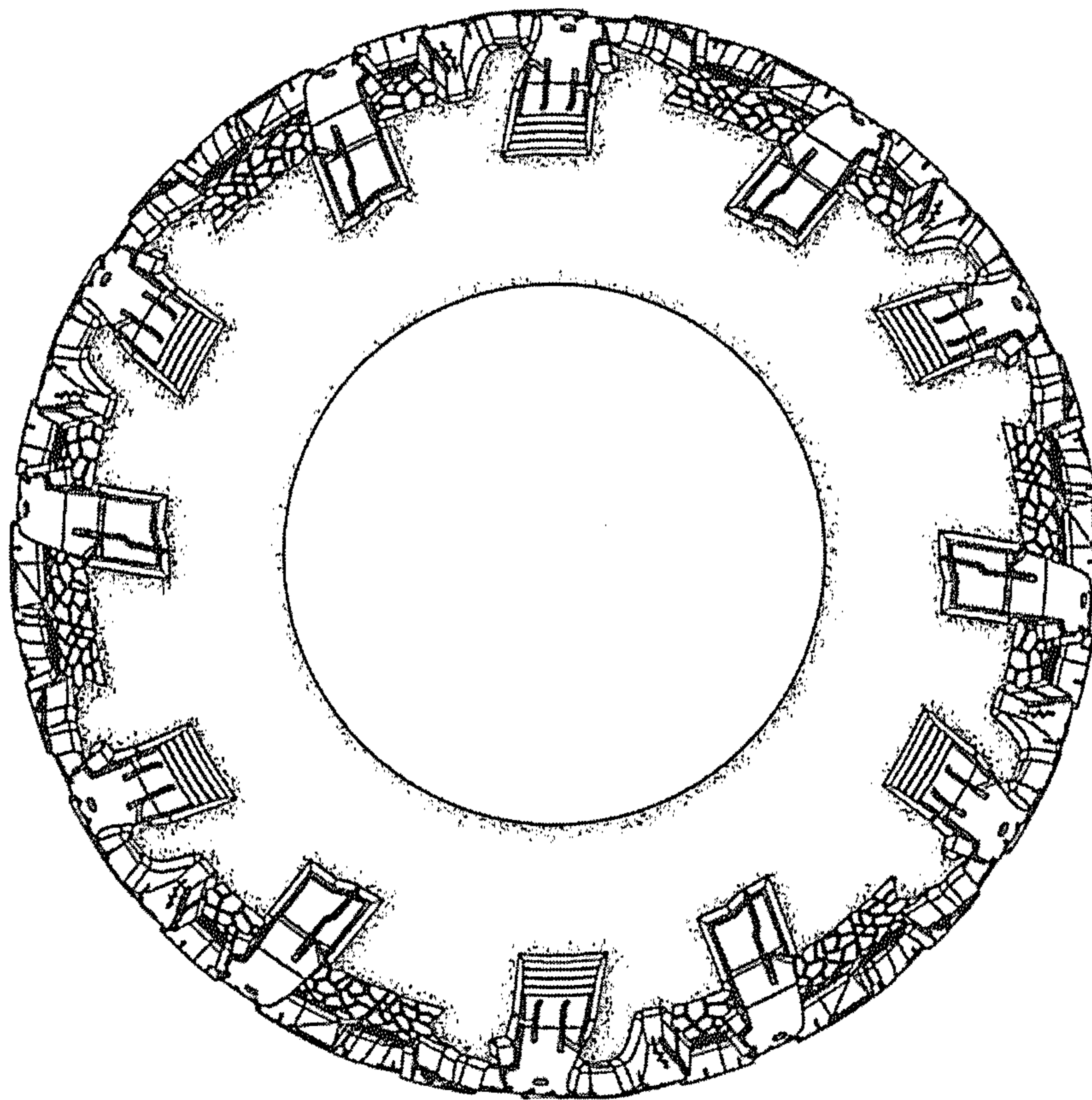


Fig. 3