



US00D701821S

(12) **United States Design Patent**
Genihovich et al.

(10) **Patent No.:** **US D701,821 S**
(45) **Date of Patent:** **** Apr. 1, 2014**

(54) **ARMOR TILE**

6,112,635 A 9/2000 Cohen
6,203,908 B1 3/2001 Cohen
6,240,858 B1 6/2001 Mandall

(75) Inventors: **Shmuel Genihovich**, Nazareth Ellite (IL); **Loriano Bocini**, Vinci (IT); **Francesco Borghini**, Vinci (IT); **Riccardo Rovai**, Vinci (IT); **Eliyahu Herush**, D N Misgav (IL); **Mark Pak**, Karmiel (IL)

(Continued)

FOREIGN PATENT DOCUMENTS

DE 9421063 7/1995
DE 102008035388 2/2010

(Continued)

(73) Assignees: **Industrie Bitossi, S.p.A.**, Sovigliana, Vinci (Firenze) (IT); **Plasan Sasa Ltd.**, M.P. Marom Hagalil (IL)

OTHER PUBLICATIONS

U.S. Appl. 13/161,280, Jun. 22, 2012, Office Action.

(**) Term: **14 Years**

(Continued)

(21) Appl. No.: **29/394,280**

Primary Examiner — Katrina A Betton

(22) Filed: **Jun. 15, 2011**

(74) *Attorney, Agent, or Firm* — Dorsey & Whitney LLP

(30) **Foreign Application Priority Data**

(57) **CLAIM**

Dec. 16, 2010 (AU) 15553/2010
Dec. 16, 2010 (IL) 50427

The ornamental design for an armor tile, as shown and described.

(51) **LOC (10) Cl.** **12-16**

DESCRIPTION

(52) **U.S. Cl.**
USPC **D12/400**

(58) **Field of Classification Search**
USPC D12/400; 89/36.02, 903
See application file for complete search history.



FIG. 1 is a perspective view of an armor tile according to a first embodiment;
FIG. 2 is a front view of the armor tile shown in FIG. 1, with the rear view being identical;
FIG. 3 is a right side view of the armor tile shown in FIG. 1, with the left side view being a mirror image;
FIG. 4 is a perspective view of an armor tile according to a second embodiment;
FIG. 5 is a front view of the armor tile shown in FIG. 4, with the rear view being identical; and,
FIG. 6 is a right side view of the armor tile shown in FIG. 4, with the left side view being a mirror image.
The broken lines are for illustrative purposes only and form no part of the claimed design.

(56) **References Cited**

U.S. PATENT DOCUMENTS

3,736,838 A 6/1973 Butterweck et al.
4,347,796 A 9/1982 King et al.
4,704,943 A 11/1987 McDougal
4,981,067 A 1/1991 Kingery
5,007,326 A 4/1991 Gooch, Jr. et al.
5,221,807 A 6/1993 Vives
5,824,940 A 10/1998 Chediak et al.
D414,063 S * 9/1999 Treubig D6/525
5,972,819 A 10/1999 Cohen

1 Claim, 4 Drawing Sheets



(56)

References Cited

U.S. PATENT DOCUMENTS

6,289,781	B1	9/2001	Cohen	
6,405,630	B1	6/2002	Gonzalez	
D464,807	S *	10/2002	Carter	D5/53
D478,494	S *	8/2003	Arnold	D8/107
6,892,623	B2	5/2005	Benyami et al.	
D555,571	S *	11/2007	Eskandry	D12/400
7,712,407	B2	5/2010	Ravid et al.	
8,375,841	B2 *	2/2013	Bocini et al.	89/36.02
8,424,442	B2 *	4/2013	Ward et al.	89/36.02
8,443,708	B2 *	5/2013	Leeming	89/36.02
8,468,927	B2 *	6/2013	Malone et al.	89/36.08
8,528,457	B2 *	9/2013	Adams	89/36.02
2002/0088340	A1	7/2002	Chu et al.	
2004/0216595	A1	11/2004	Dickson	
2005/0217471	A1	10/2005	Benitsch	
2006/0162537	A1	7/2006	Anderson, Jr. et al.	
2007/0125223	A1	6/2007	Heidenreich et al.	
2007/0252234	A1	11/2007	Kawamata et al.	
2008/0264244	A1	10/2008	Ravid et al.	
2009/0136702	A1	5/2009	Gu	
2009/0229453	A1	9/2009	Dickson	
2010/0089228	A1	4/2010	Scott et al.	
2010/0319523	A1 *	12/2010	Bocini et al.	89/36.02
2012/0067200	A1 *	3/2012	Bocini et al.	89/36.02

FOREIGN PATENT DOCUMENTS

EP	1705452	9/2006
EP	1731870	12/2006
EP	1878993	1/2008
EP	2023072	2/2009
FR	2731512	9/1996
GB	2377006	12/2002
WO	WO2005114089	12/2005

OTHER PUBLICATIONS

U.S. Appl. No. 13/161,280, filed Jun. 15, 2011, Bocini et al.
 International Search Report from International Application No. PCT/EP2010/058520 mailed Aug. 24, 2010.
 U.S. Appl. No. 12/587,059, Mar. 16, 2011, Office Action.
 "Thick-Film Ceramic Substrates Design Guide", CoorsTek Amazing Solutions, 2008 (pp. 1-16).
 U.S. Appl. No. 13/161,280, Sep. 28, 2012, Notice of Allowance.
 International Search Report, PCT/IL2011/050061 mailed Apr. 25, 2012, 3 pages.
 U.S. Appl. No. 13/161,280, Mar. 6, 2012, Office Action.

* cited by examiner

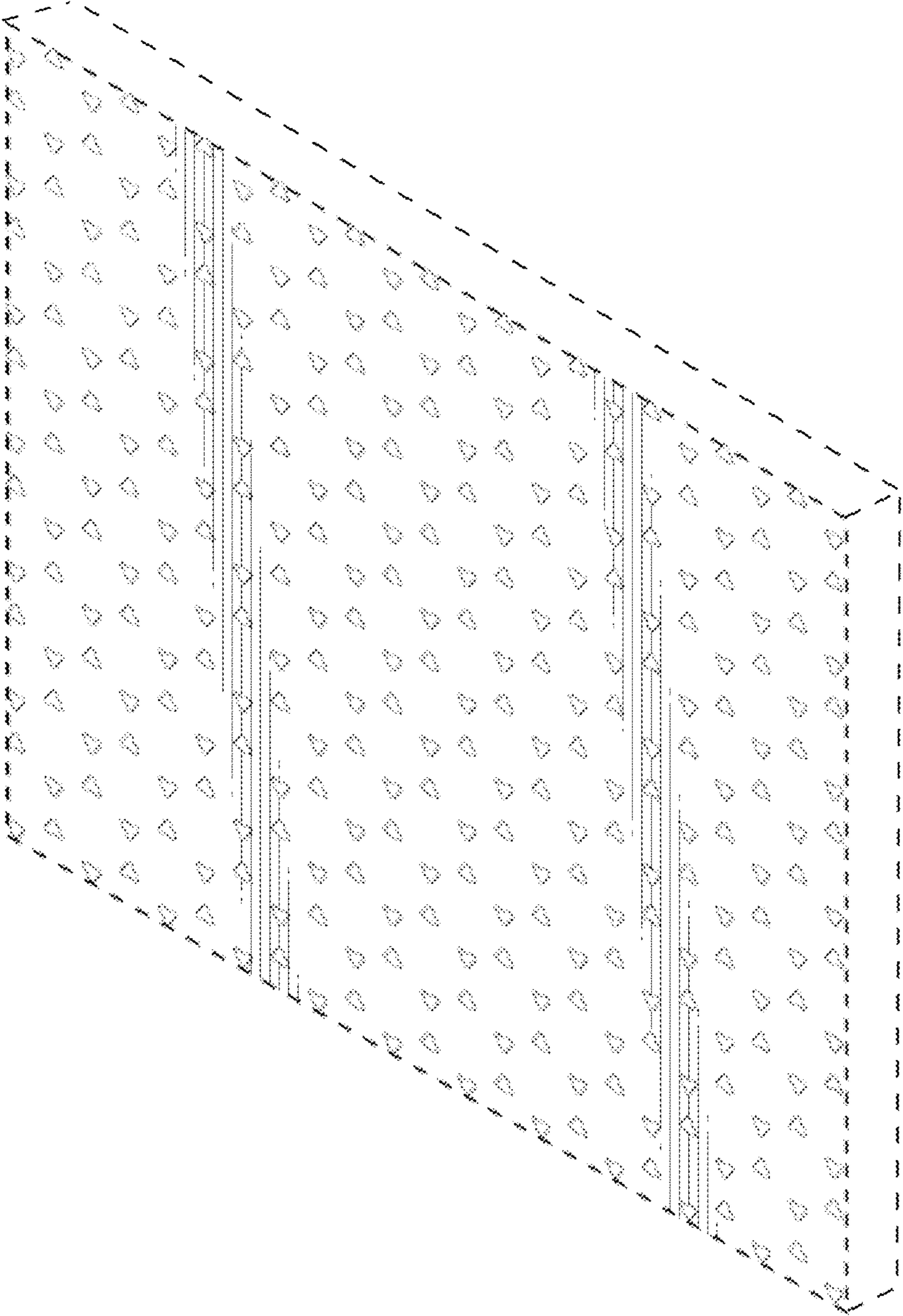


Fig. 1




Fig. 2




Fig. 3

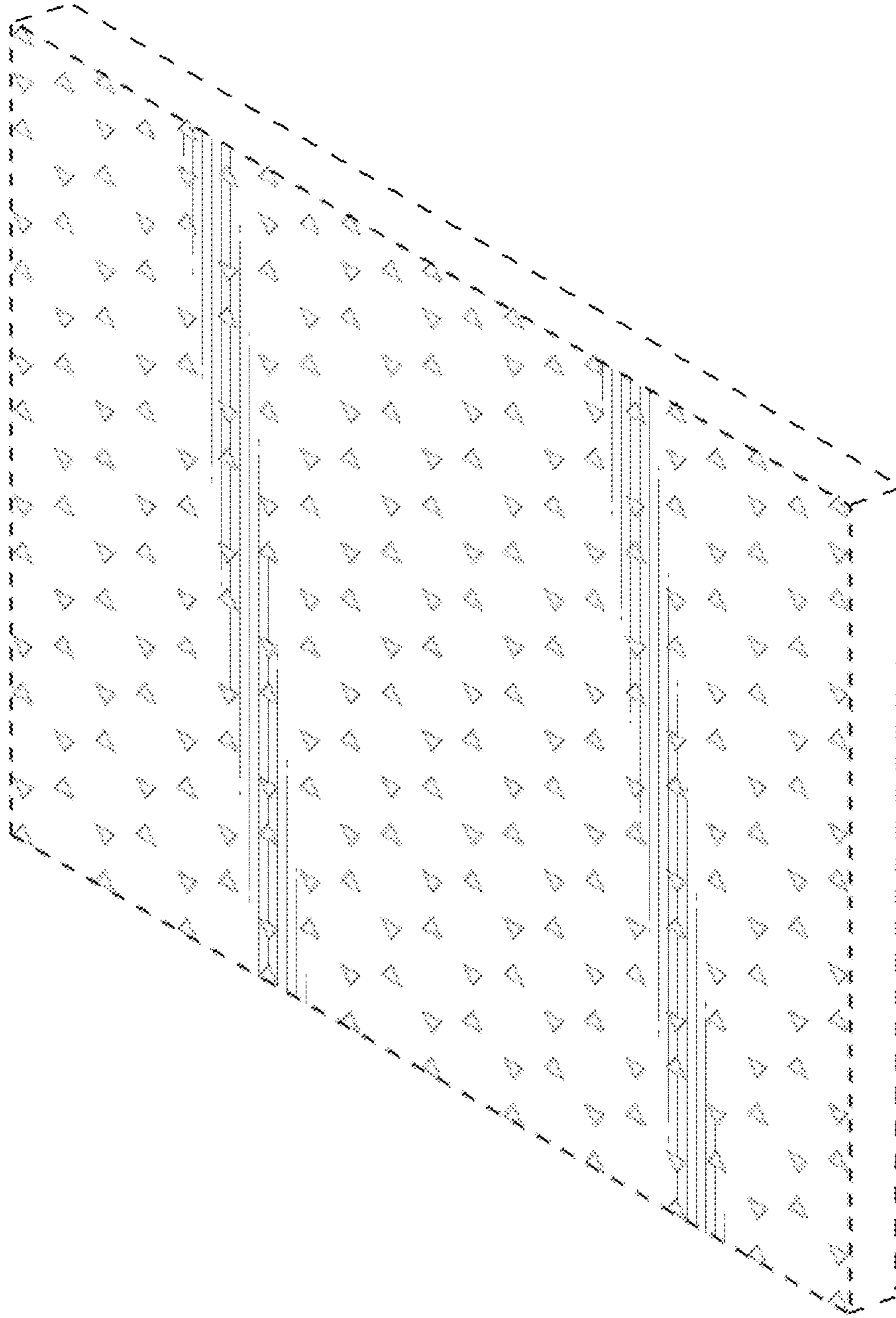


Fig. 4




Fig. 5




Fig. 6