



US00D701817S

(12) **United States Design Patent**
Takahashi et al.

(10) **Patent No.:** **US D701,817 S**
(45) **Date of Patent:** **** Apr. 1, 2014**

(54) **SOUND ABSORBING PORTIONS OF PASSENGER CARRYING CAR**

Primary Examiner — Katrina A Betton
(74) *Attorney, Agent, or Firm* — Oliff PLC

(71) Applicants: **Central Japan Railway Company**,
Aichi (JP); **Nippon Sharyo, Ltd.**, Aichi
(JP)

(57) **CLAIM**
The ornamental design for sound absorbing portions of passenger carrying car, as shown and described.

(72) Inventors: **Yukio Takahashi**, Nagoya (JP); **Yuya Futamura**, Nagoya (JP); **Koichi Hayashi**, Nagoya (JP); **Hiroki Tanaka**, Nagoya (JP); **Naoya Ozawa**, Nagoya (JP); **Naoyuki Maruyama**, Nagoya (JP)

DESCRIPTION

(73) Assignees: **Central Japan Railway Company**,
Nagoya (JP); **Nippon Sharyo Co. Ltd.**,
Nagoya (JP)

FIG. 1 is a front view of sound absorbing portions of passenger carrying car;
FIG. 2 is a top view thereof;
FIG. 3 is a right-side view thereof;
FIG. 4 is a left-side view thereof;
FIG. 5 is a bottom view thereof;
FIG. 6 is a partially enlarged view thereof taken from the broken line box 6 in FIG. 3;
FIG. 7 is a partially enlarged view thereof taken from the broken line box 7 in FIG. 4;
FIG. 8 is a partially enlarged view thereof taken from the broken line box 8 in FIG. 4;
FIG. 9 is a front view of a second embodiment of the sound absorbing portions of passenger carrying car shown in FIG. 1, the second embodiment including a surface pattern:
FIG. 10 is a top view thereof;
FIG. 11 is a right-side view thereof;
FIG. 12 is a left-side view thereof;
FIG. 13 is a bottom view thereof;
FIG. 14 is a partially enlarged view thereof taken from the broken line box 14 in FIG. 11;
FIG. 15 is a partially enlarged view thereof taken from the broken line box 15 in FIG. 12;
FIG. 16 is a partially enlarged view thereof taken from the broken line box 16 in FIG. 12; and,
FIG. 17 is a partially enlarged front view of the pattern thereof defined by the areas 17' and 17'' in FIG. 9.
The dot-chain lines depict a boundary between claimed and unclaimed surfaces and form no part of the claimed design.
The broken lines depict environmental subject matter only and form no part of the claimed design.

(**) Term: **14 Years**

(21) Appl. No.: **29/455,464**

(22) Filed: **May 21, 2013**

(30) **Foreign Application Priority Data**

Nov. 21, 2012 (JP) 2012-028593
Nov. 21, 2012 (JP) 2012-028594

(51) **LOC (10) Cl.** **12-06**

(52) **U.S. Cl.**
USPC **D12/221**

(58) **Field of Classification Search**
USPC D12/221; D9/431-433, 44, 422, 423;
229/126, 154, 103.2, 240, 127, 157
See application file for complete search history.

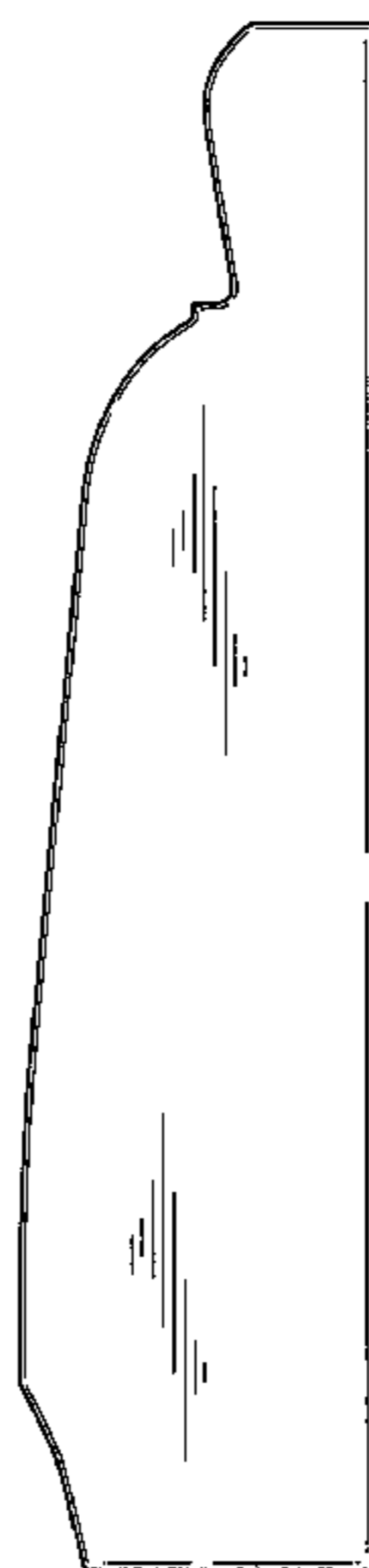
(56) **References Cited**

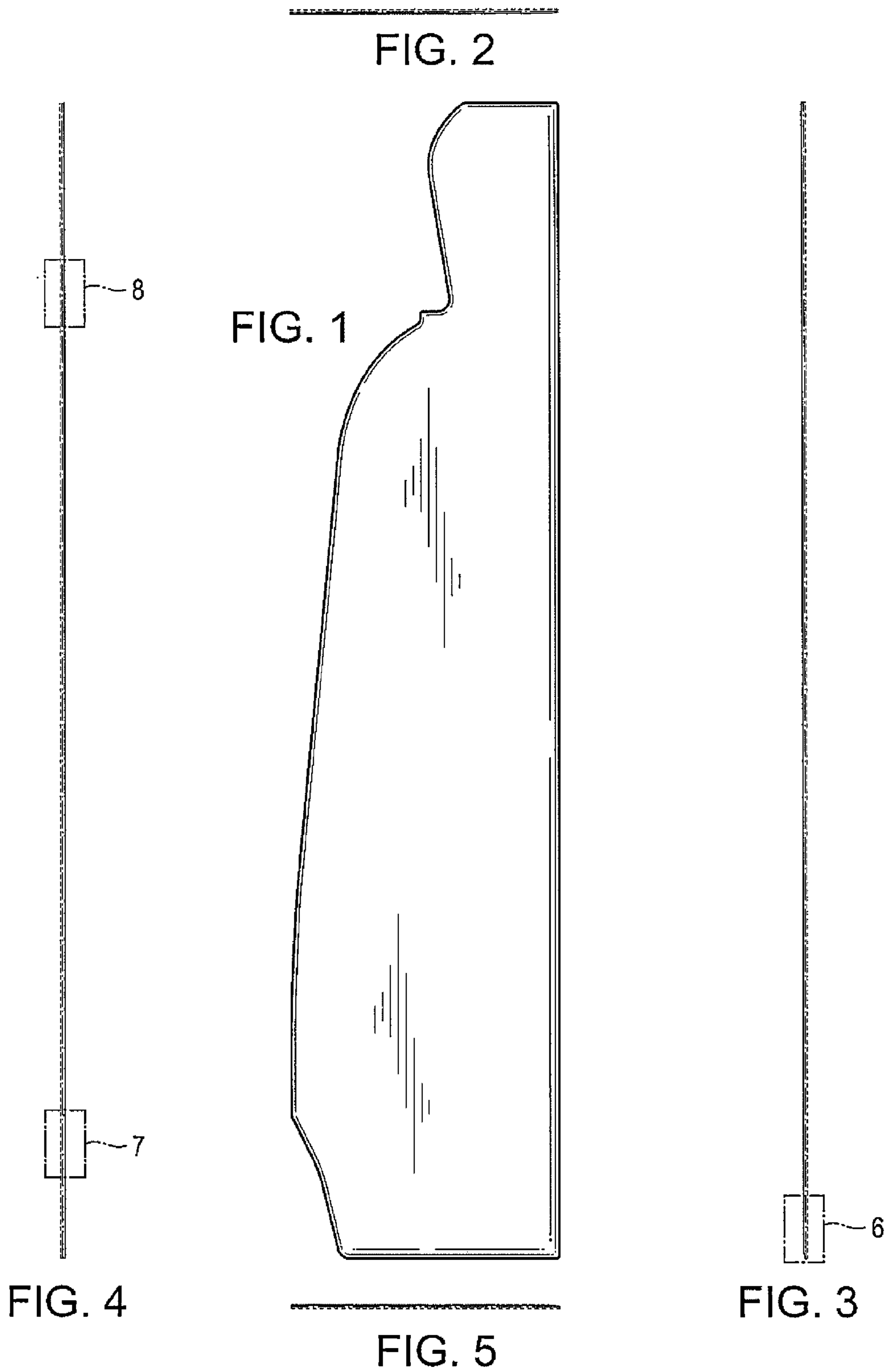
U.S. PATENT DOCUMENTS

D415,854 S * 10/1999 Marcus D28/18
D417,182 S * 11/1999 Vitoorapakorn D12/221
D418,800 S * 1/2000 Atkin D12/221
D419,951 S * 2/2000 Emery et al. D12/221
D425,851 S * 5/2000 Tucker D12/221

* cited by examiner

1 Claim, 6 Drawing Sheets





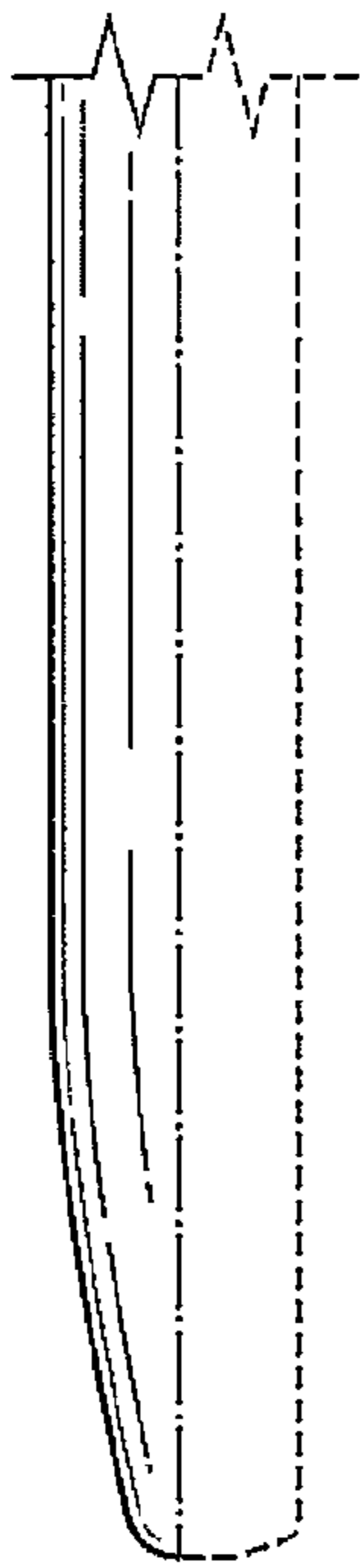


FIG. 6

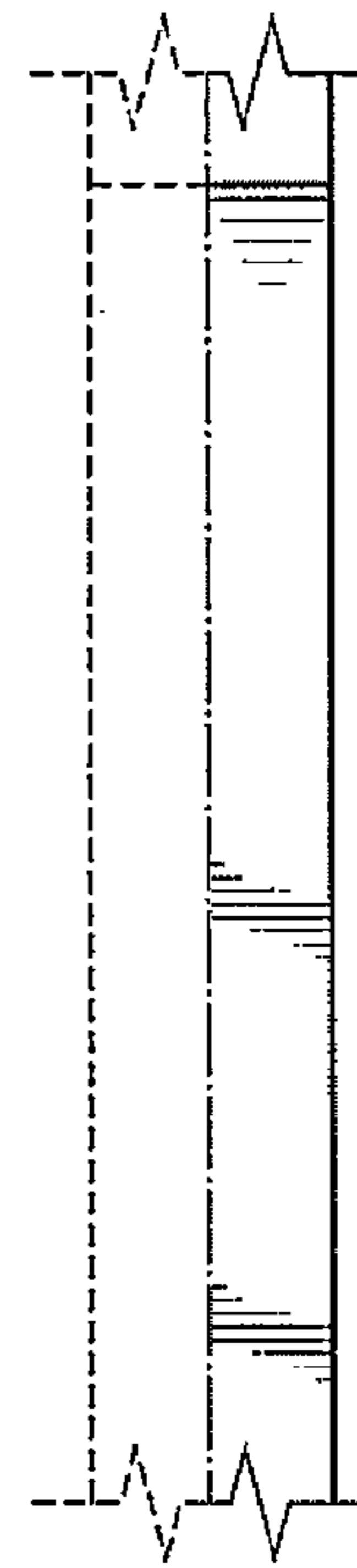


FIG. 7

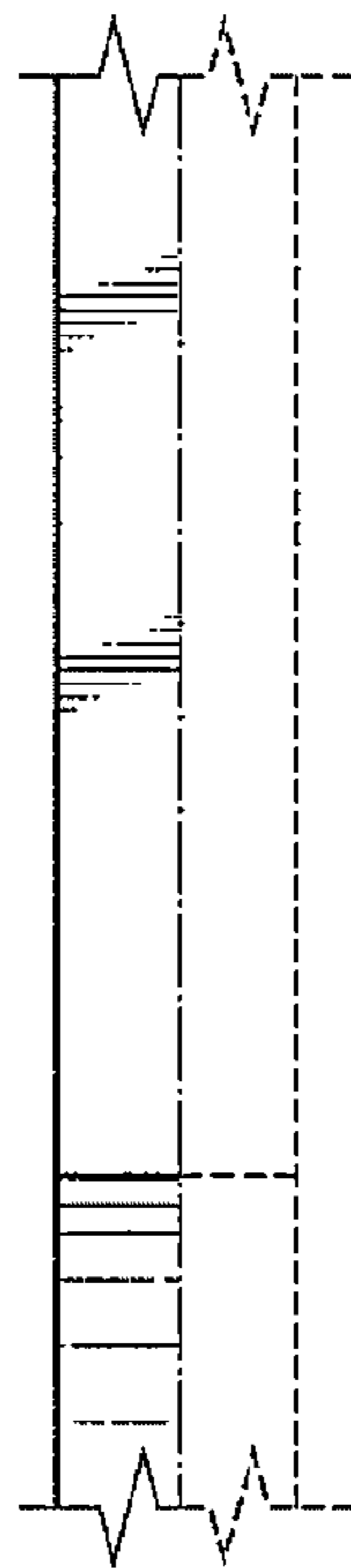


FIG. 8

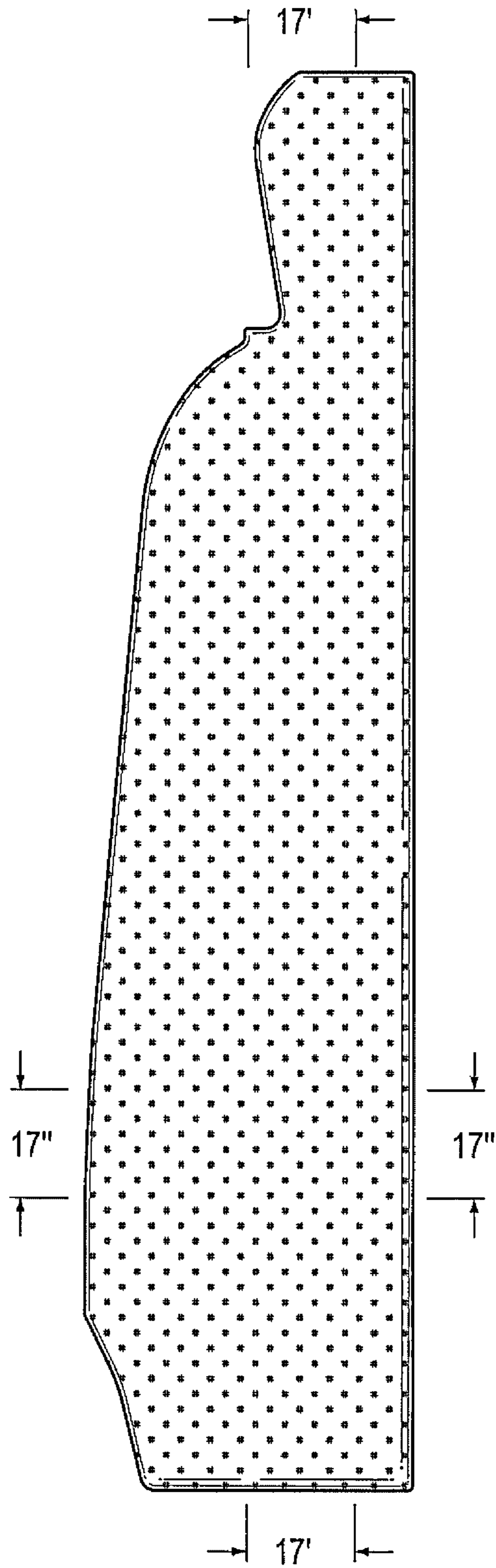
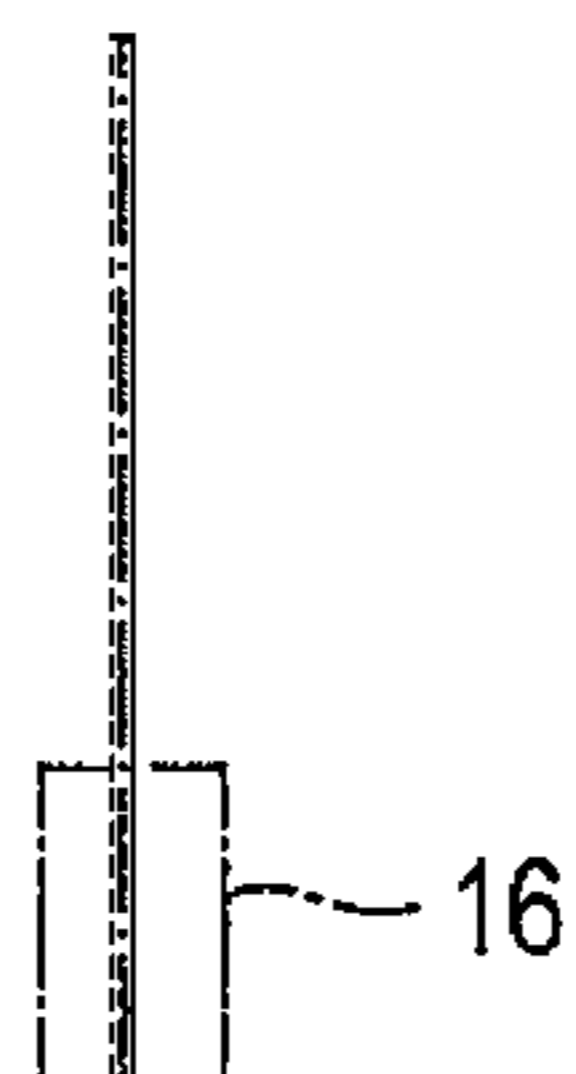


FIG. 9



FIG. 10



16


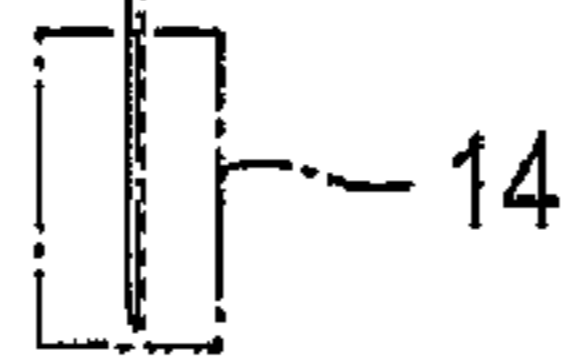
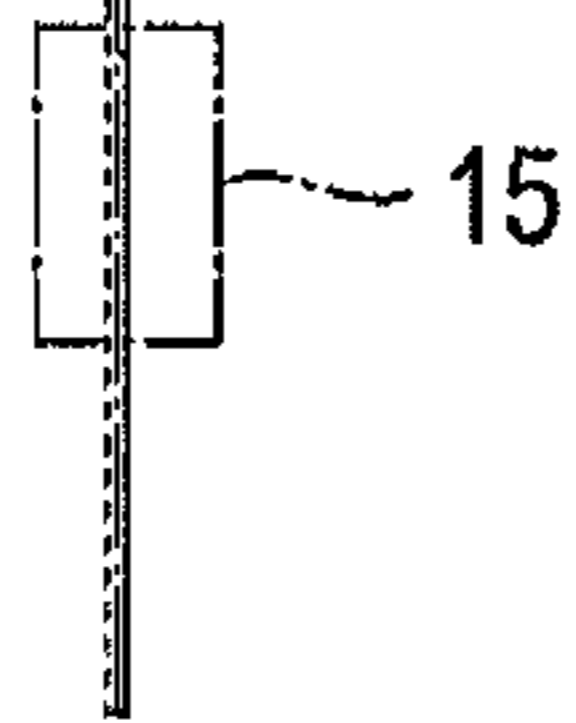


FIG. 13



14



15

FIG. 11

FIG. 12

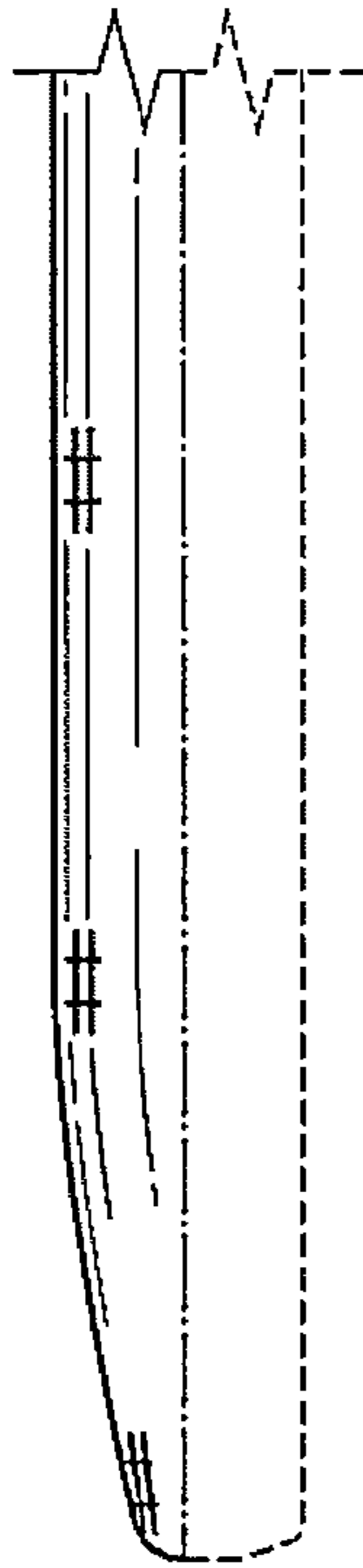


FIG. 14




FIG. 15




FIG. 16




FIG. 17