



US00D701807S

(12) **United States Design Patent**  
**Futschik et al.**

(10) **Patent No.:** **US D701,807 S**

(45) **Date of Patent:** **\*\* Apr. 1, 2014**

(54) **HOOD FOR A VEHICLE**

*Primary Examiner* — Melody N. Brown

(75) Inventors: **Hans-Dieter Futschik**, Stuttgart (DE);  
**Robert Lesnik**, Stuttgart (DE); **Gorden Wagener**, Stuttgart (DE)

(74) *Attorney, Agent, or Firm* — Crowell & Moring LLP

(73) Assignee: **Daimler AG**, Stuttgart (DE)

(57) **CLAIM**

(\*\*) Term: **14 Years**

The ornamental design for a hood for a vehicle, as shown and described.

(21) Appl. No.: **29/419,089**

(22) Filed: **Apr. 25, 2012**

**DESCRIPTION**

(30) **Foreign Application Priority Data**

Oct. 28, 2011 (DE) ..... 402011005330

This application contains subject matter related to the following co-pending U.S. design patent applications:

(51) **LOC (10) Cl.** ..... **12-16**

Application Ser. No. 29/419,073, filed herewith and entitled “Vehicle, Toy, and/or Replicas Thereof”;

(52) **U.S. Cl.**  
USPC ..... **D12/173**

Application Ser. No. 29/419,074, filed herewith and entitled “Front Portion of a Vehicle, Toy, and/or Replicas Thereof”;

(58) **Field of Classification Search**  
USPC ..... D12/173, 196, 90–92, 164; 180/69.2,  
180/69.21

and  
Application Ser. No. 29/419,075, filed herewith and entitled “Front Portion of a Vehicle, Toy, and/or Replicas Thereof”.

See application file for complete search history.

FIG. 1 is a left perspective view of a hood for a vehicle according to our design, the right perspective view being mirror symmetrical;

(56) **References Cited**

**U.S. PATENT DOCUMENTS**

D510,717 S	10/2005	Pfeiffer et al.	
D514,027 S	1/2006	Pfeiffer et al.	
D607,792 S *	1/2010	Weil	D12/173
D651,144 S *	12/2011	Okumoto et al.	D12/173
D662,013 S *	6/2012	Hakamata et al.	D12/173
D695,169 S *	12/2013	Endo	D12/173

FIG. 2 is a front view thereof;

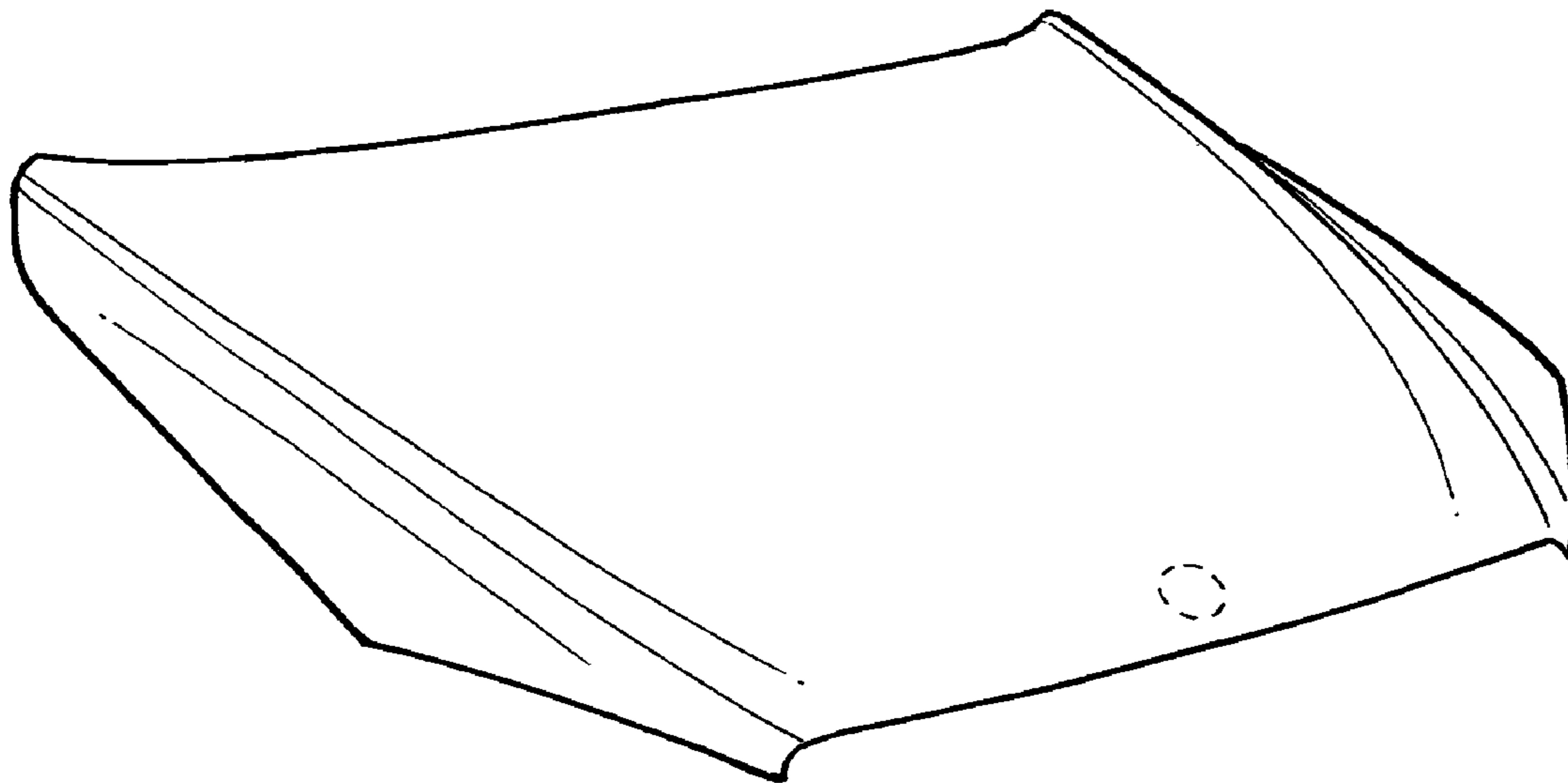
FIG. 3 is a right side view thereof, the left side view being mirror symmetrical; and,

FIG. 4 is a top view thereof.

The broken lines are for illustrative purposes only and form no part of the claimed design.

\* cited by examiner

**1 Claim, 2 Drawing Sheets**



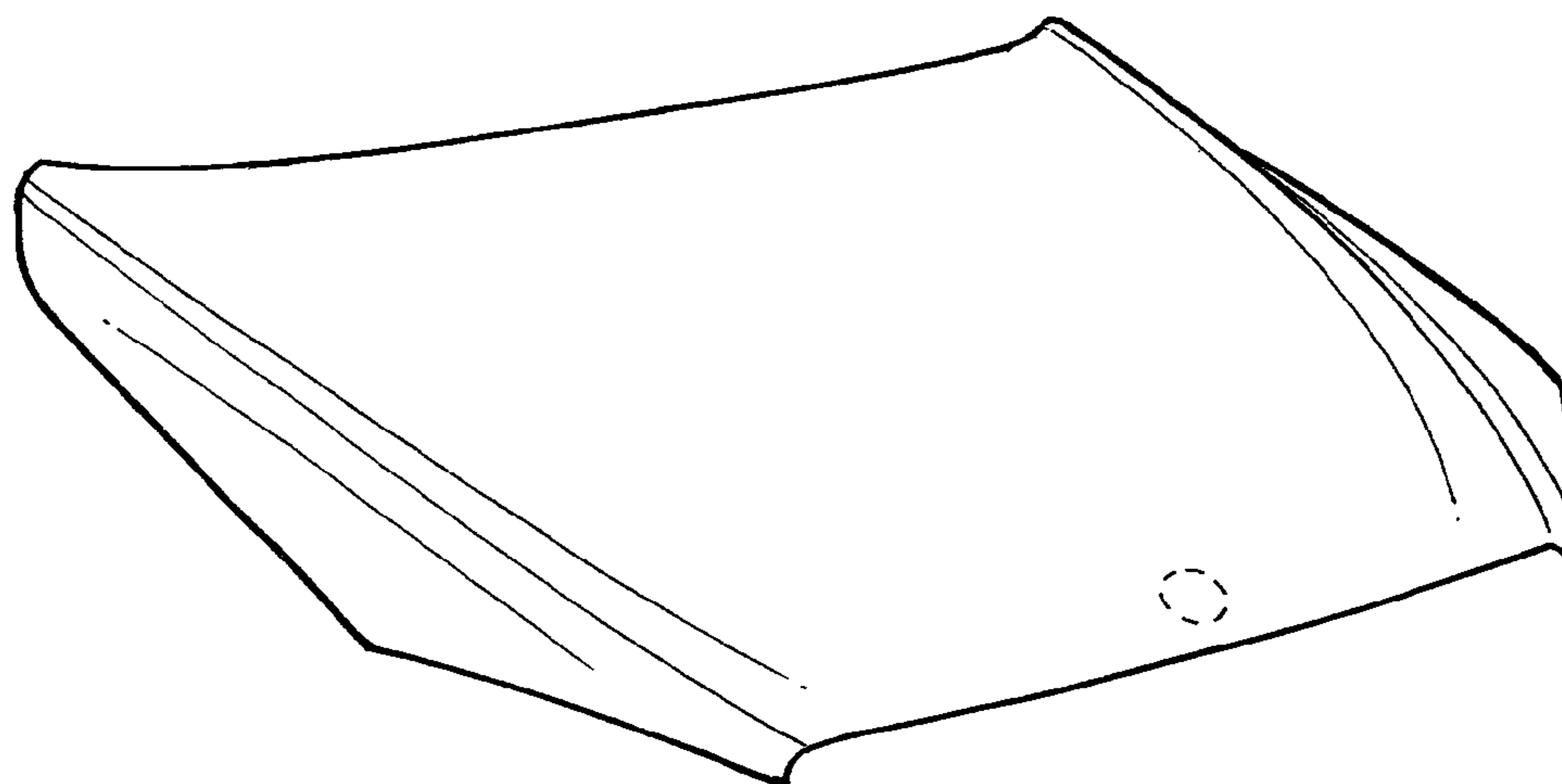


FIG. 1

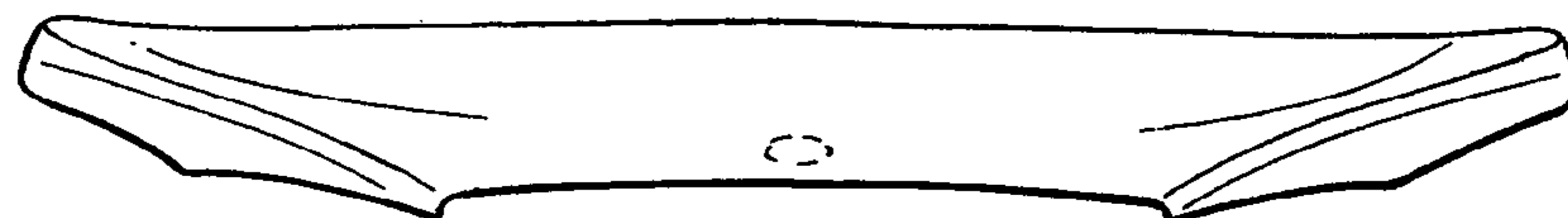


FIG. 2




FIG. 3

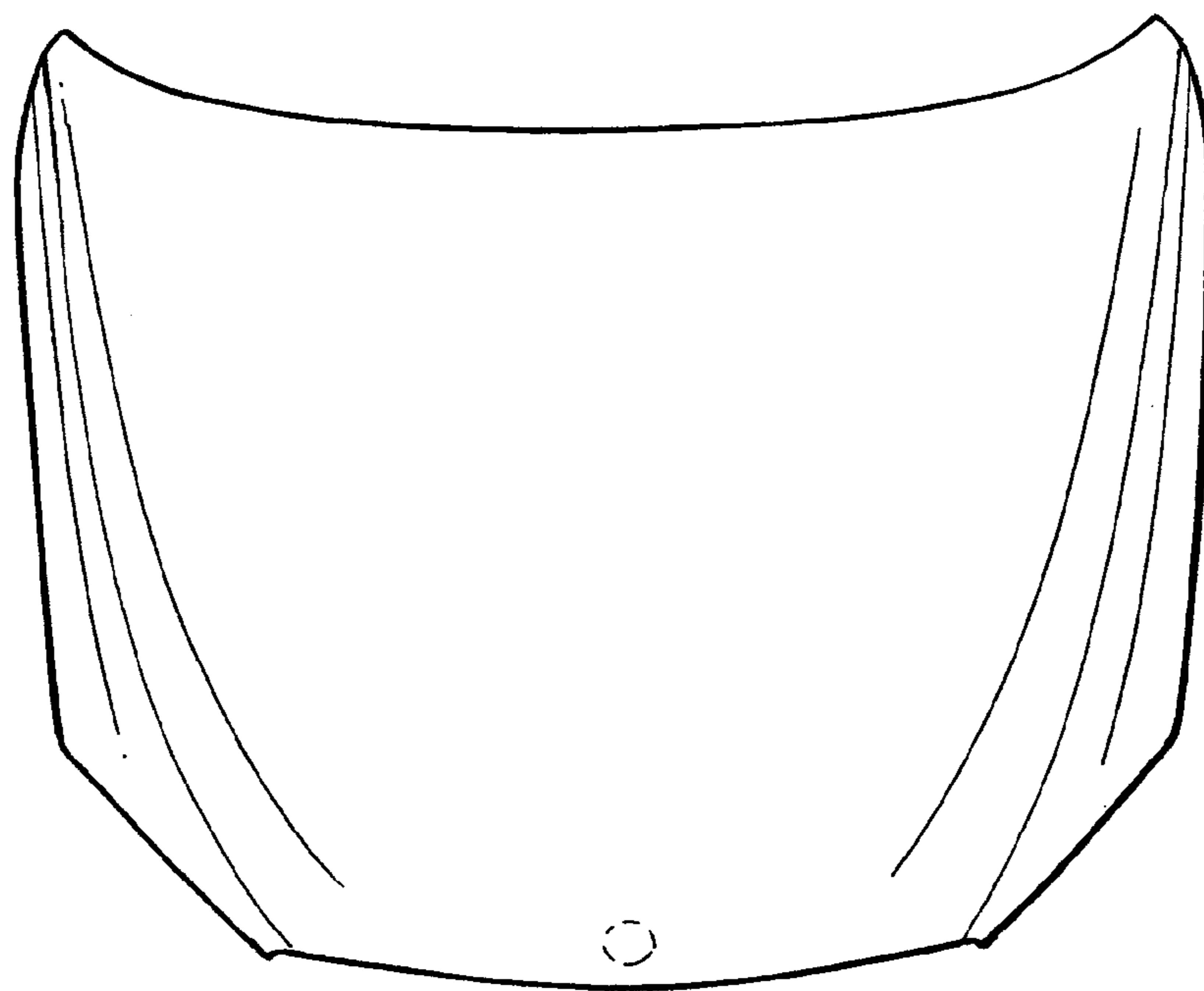


FIG. 4