



US00D701806S

(12) **United States Design Patent**
Hildebrand et al.

(10) **Patent No.:** **US D701,806 S**

(45) **Date of Patent:** **** Apr. 1, 2014**

(54) **VEHICLE REAR BUMPER**

(71) Applicant: **Qoros Automotive Co., Ltd.**, Changshu (CN)

(72) Inventors: **Gert Volker Hildebrand**, Munich (DE);
Philipp Eberl, Graz (AT)

(73) Assignee: **Qoros Automotive Co., Ltd.**, Changshu, Jiangsu Province (CN)

(**) Term: **14 Years**

(21) Appl. No.: **29/440,359**

(22) Filed: **Dec. 20, 2012**

(30) **Foreign Application Priority Data**

Jul. 4, 2012 (CN) 2012 3 0307034

(51) **LOC (10) Cl.** **12-16**

(52) **U.S. Cl.**
USPC **D12/169**

(58) **Field of Classification Search**
USPC D12/169, 216, 90-92, 86, 171, 196,
D12/163; 293/102, 113, 115, 117, 120;
296/180.1, 180.2

See application file for complete search history.

(56) **References Cited**

U.S. PATENT DOCUMENTS

D639,215 S * 6/2011 Faghihzadeh D12/169
D640,616 S * 6/2011 Schell et al. D12/169
D684,903 S * 6/2013 Platto et al. D12/169
D685,302 S * 7/2013 Futschik et al. D12/169
D690,631 S * 10/2013 Kazama D12/169

* cited by examiner

Primary Examiner — Melody Brown

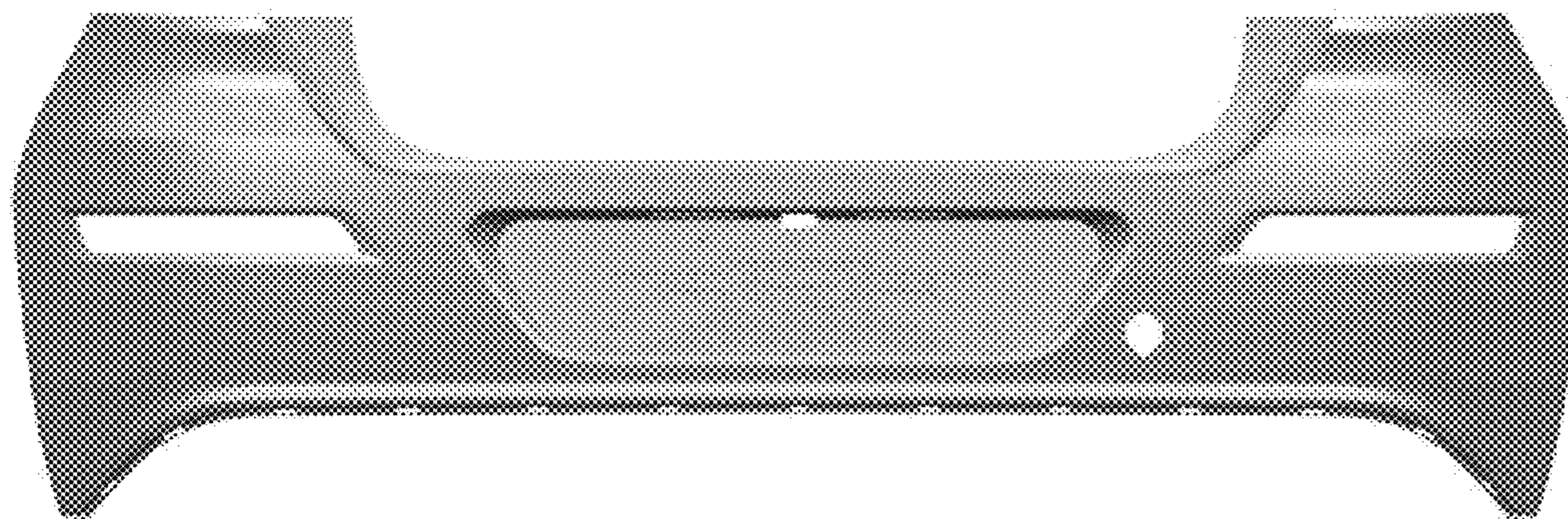
(57) **CLAIM**

The ornamental design for a vehicle rear bumper, as shown and described.

DESCRIPTION

FIG. 1 is a front view of a vehicle rear bumper.
FIG. 2 is a rear view of the vehicle rear bumper of FIG. 1.
FIG. 3 is a left side view of the vehicle rear bumper of FIG. 1.
FIG. 4 is a right side view of the vehicle rear bumper of FIG. 1.
FIG. 5 is a top view of the vehicle rear bumper of FIG. 1.
FIG. 6 is a bottom view of the vehicle rear bumper of FIG. 1;
and,
FIG. 7 is a front right perspective view of the vehicle rear bumper of FIG. 1.

1 Claim, 4 Drawing Sheets



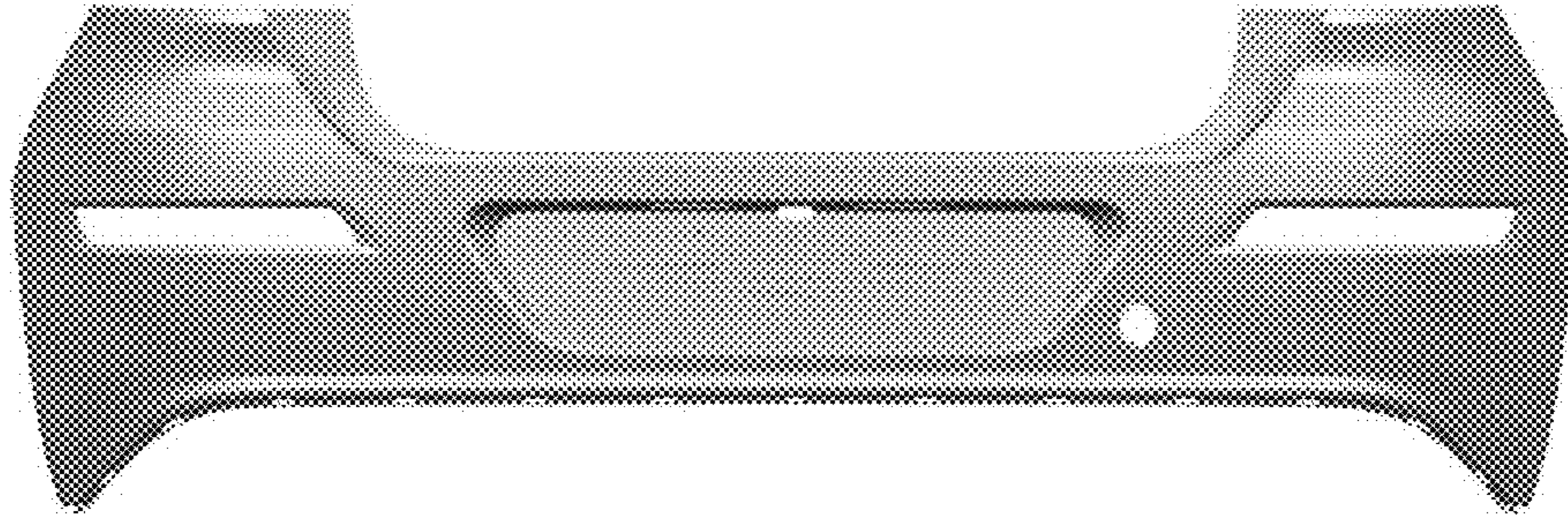


FIG. 1

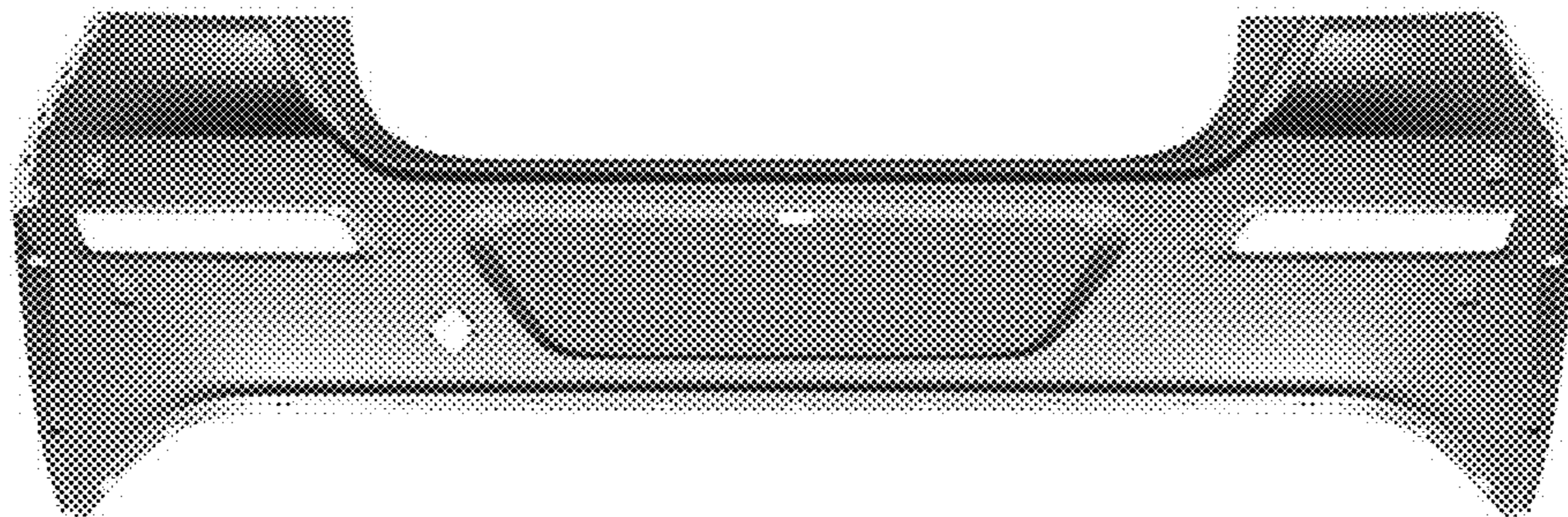


FIG. 2

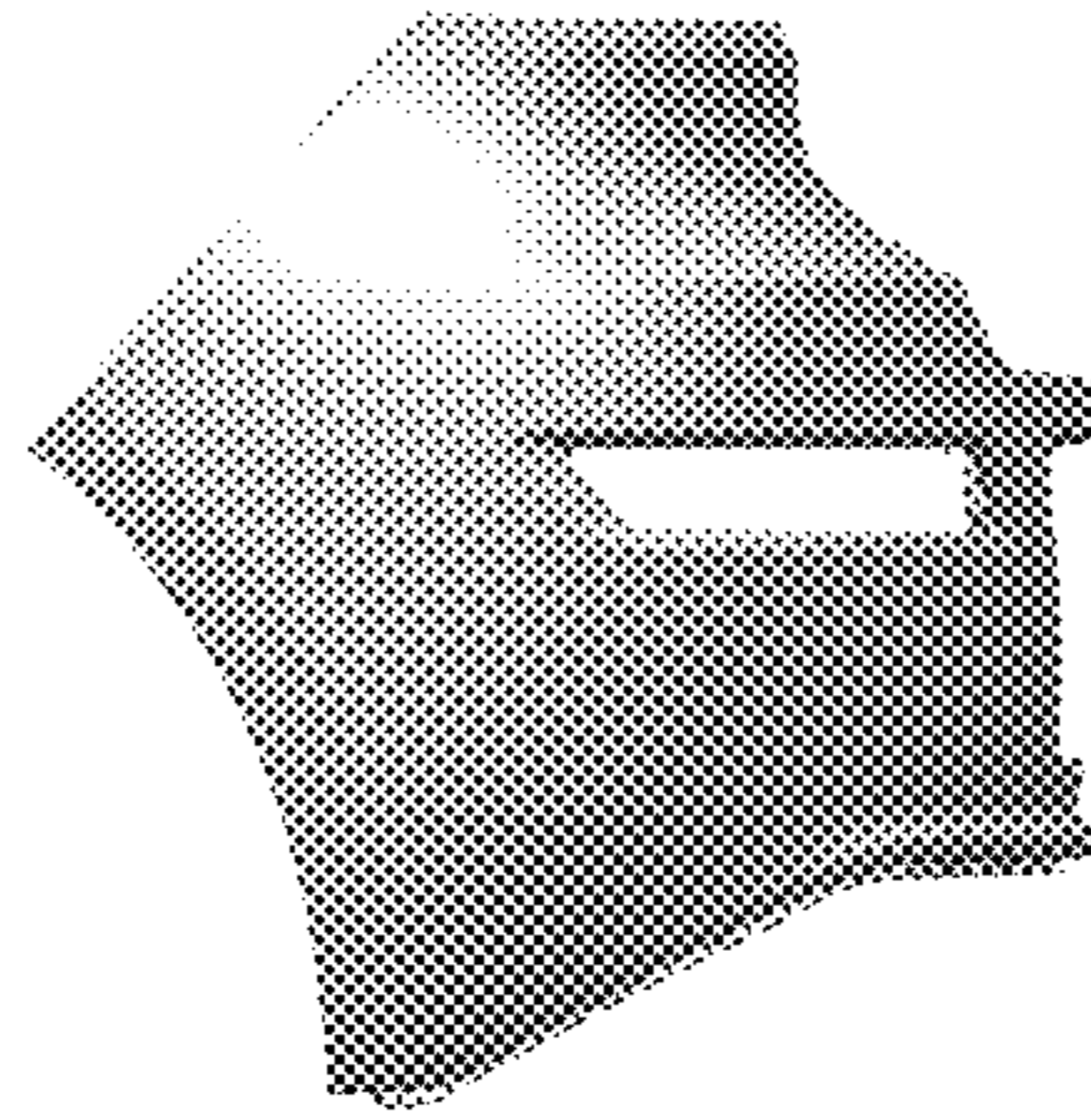


FIG. 3

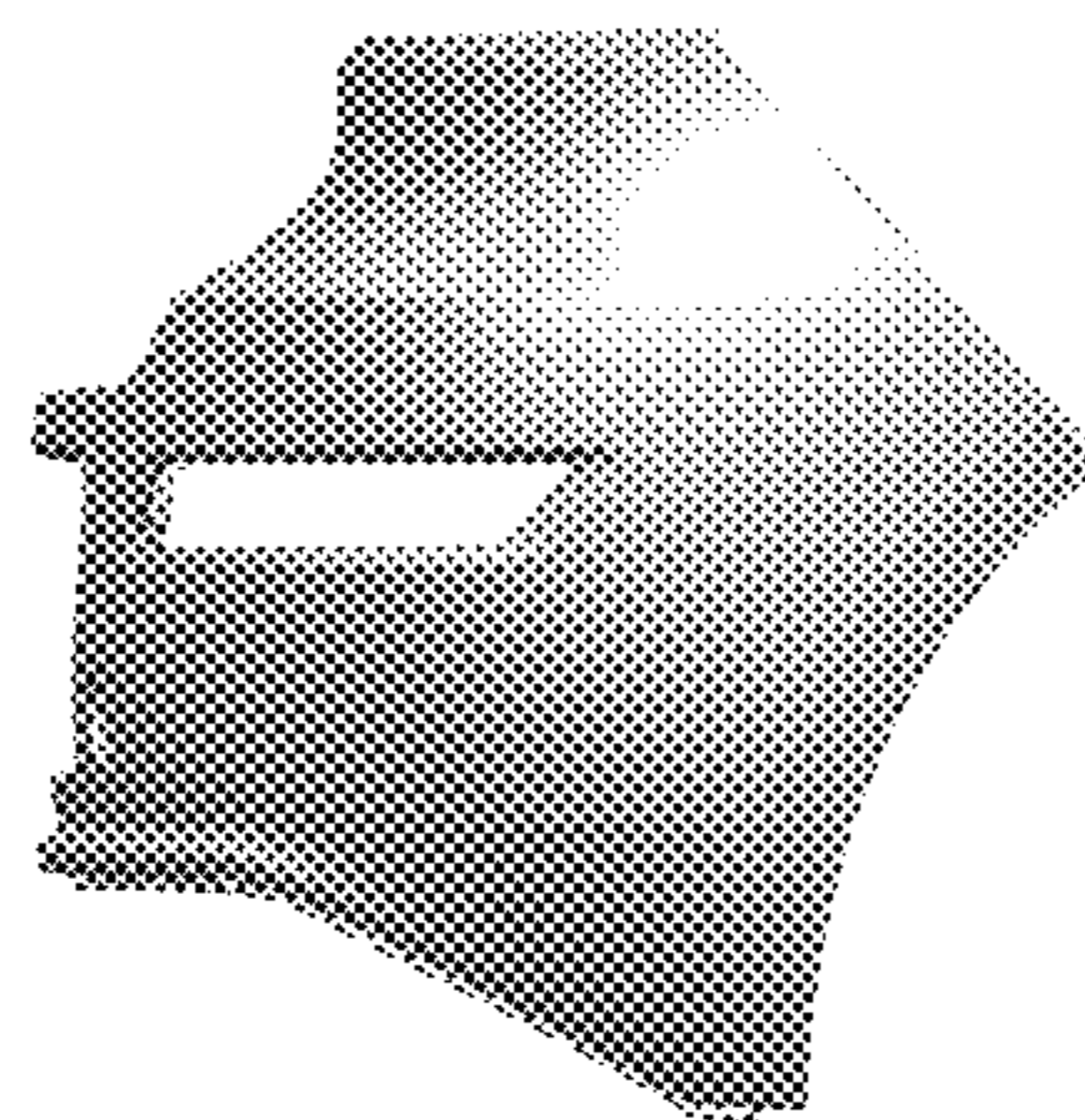


FIG. 4




FIG. 5




FIG. 6




FIG. 7