



US00D701800S

(12) **United States Design Patent**
Campbell et al.

(10) **Patent No.:** **US D701,800 S**
(45) **Date of Patent:** **** Apr. 1, 2014**

(54) **VEHICLE FRONT LOWER BUMPER COVER**

(56) **References Cited**

(71) Applicant: **Ford Global Technologies, LLC**,
Dearborn, MI (US)

(72) Inventors: **Paul Campbell**, Essex (GB); **Jordan Bennett**, London (GB)

(73) Assignee: **Ford Motor Company**, Dearborn, MI (US)

(**) Term: **14 Years**

(21) Appl. No.: **29/435,937**

(22) Filed: **Oct. 31, 2012**

(30) **Foreign Application Priority Data**

May 4, 2012 (DE) 402012100339

(51) **LOC (10) Cl.** **12-16**

(52) **U.S. Cl.**
USPC **D12/169**

(58) **Field of Classification Search**
USPC D12/169, 196, 171, 216, 163, 86,
D12/90-92; 293/102, 113, 115, 117, 120;
296/180.1, 180.2

See application file for complete search history.

U.S. PATENT DOCUMENTS

D668,593	S	*	10/2012	Imai et al.	D12/169
D680,041	S	*	4/2013	Frei et al.	D12/169
D680,478	S	*	4/2013	Munakata et al.	D12/169
D683,284	S	*	5/2013	Yoshida et al.	D12/169
D688,987	S	*	9/2013	Hildebrand et al.	D12/169

* cited by examiner

Primary Examiner — Melody Brown

(74) *Attorney, Agent, or Firm* — Damian Porcari

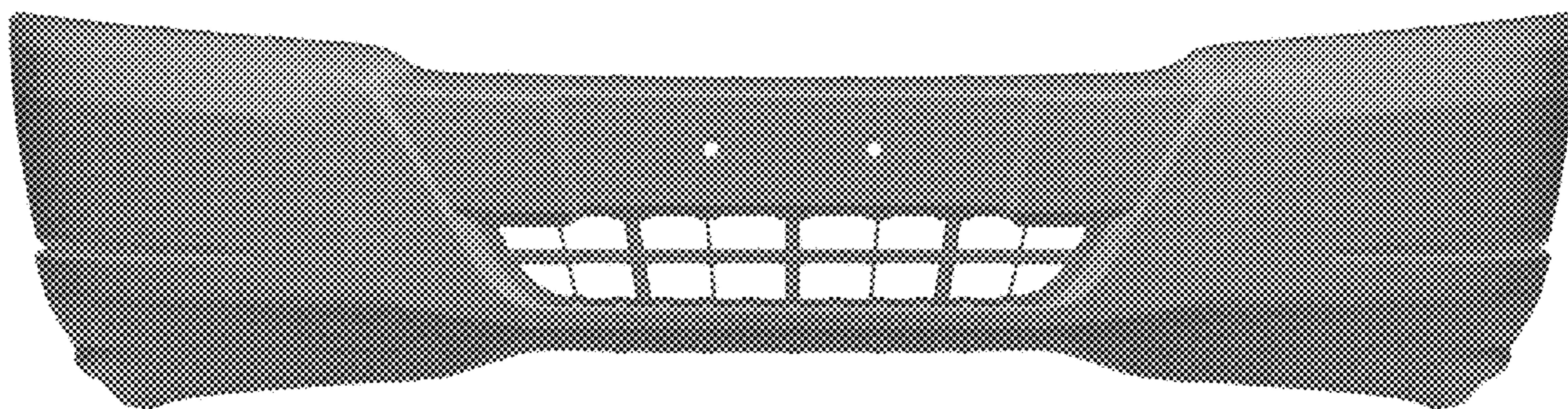
(57) **CLAIM**

The ornamental design for a vehicle front lower bumper cover, shown and described.

DESCRIPTION

FIG. 1 is a top plan view of a vehicle front lower bumper cover;
FIG. 2 is a bottom plan view of the vehicle front lower bumper cover;
FIG. 3 is a front elevational view of the vehicle front lower bumper cover;
FIG. 4 is a left side elevational view of the vehicle front lower bumper cover;
FIG. 5 is a right side elevational view of the vehicle front lower bumper cover;
FIG. 6 is a perspective view of the vehicle front lower bumper cover; and,
FIG. 7 is another perspective view of the vehicle front lower bumper cover.

1 Claim, 7 Drawing Sheets







Figure 1

Figure 2






Figure 3




Figure 4




Figure 5

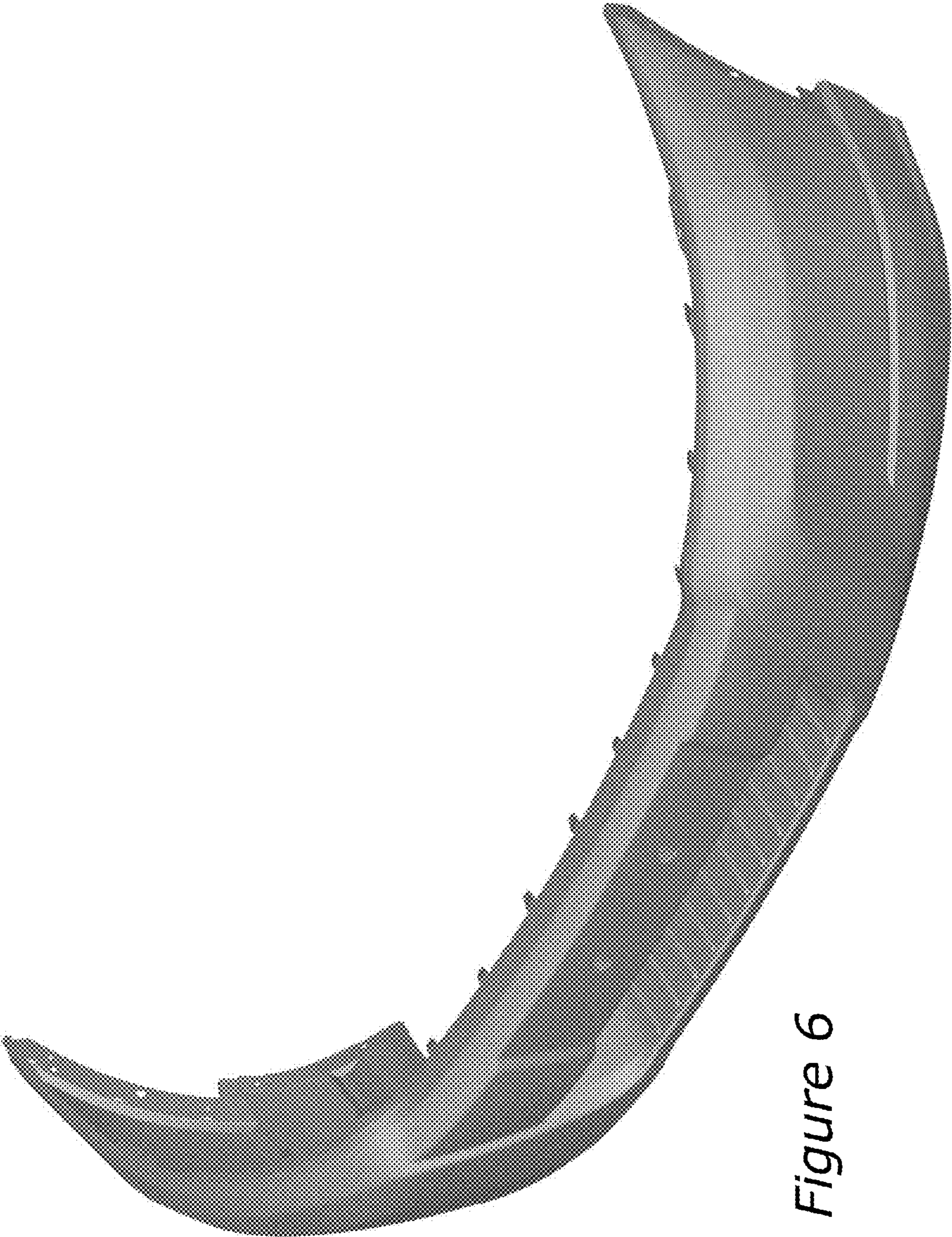


Figure 6




Figure 7