



US00D701798S

(12) **United States Design Patent**  
**Futschik et al.**

(10) **Patent No.:** **US D701,798 S**

(45) **Date of Patent:** **\*\* Apr. 1, 2014**

(54) **FRONT PORTION OF A VEHICLE, TOY,  
AND/OR REPLICAS THEREOF**

D635,898 S \* 4/2011 Baur et al. .... D12/164  
D680,035 S \* 4/2013 Fetherston et al. .... D12/164  
D688,173 S \* 8/2013 Fetherston et al. .... D12/164

(71) Applicant: **Daimler AG**, Stuttgart (DE)

\* cited by examiner

(72) Inventors: **Hans-Dieter Futschik**, Gechingen (DE);  
**Robert Lesnik**, Leonberg (DE); **Volker  
Leutz**, Neckartailfingen (DE); **Gorden  
Wagener**, Gaeufelden (DE)

*Primary Examiner* — Melody Brown

(74) *Attorney, Agent, or Firm* — Crowell & Moring LLP

(73) Assignee: **Daimler AG**, Stuttgart (DE)

(57) **CLAIM**

The ornamental design for a front portion of a vehicle, toy,  
and/or replicas thereof, as shown and described.

(\*\*) Term: **14 Years**

(21) Appl. No.: **29/444,845**

**DESCRIPTION**

(22) Filed: **Feb. 5, 2013**

(30) **Foreign Application Priority Data**

Aug. 6, 2012 (EM) ..... 001338388-0001

(51) **LOC (10) Cl.** ..... **12-16**

(52) **U.S. Cl.**  
USPC ..... **D12/164**

(58) **Field of Classification Search**  
USPC ..... D12/86, 90-92; D21/424, 433, 434;  
296/181.1, 181.5

See application file for complete search history.

(56) **References Cited**

**U.S. PATENT DOCUMENTS**

D596,078 S 7/2009 Pfeiffer et al.  
D634,678 S \* 3/2011 Futschik et al. .... D12/164

This application contains subject matter related to the follow-  
ing co-pending U.S. design patent applications:

Application Ser. No. 29/432,612, filed Sep. 18, 2012 and  
entitled "Radiator Grill for a Vehicle;"

Application Ser. No. 29/432,604, filed Sep. 18, 2012 and  
entitled "Front Bumper for a Vehicle;"

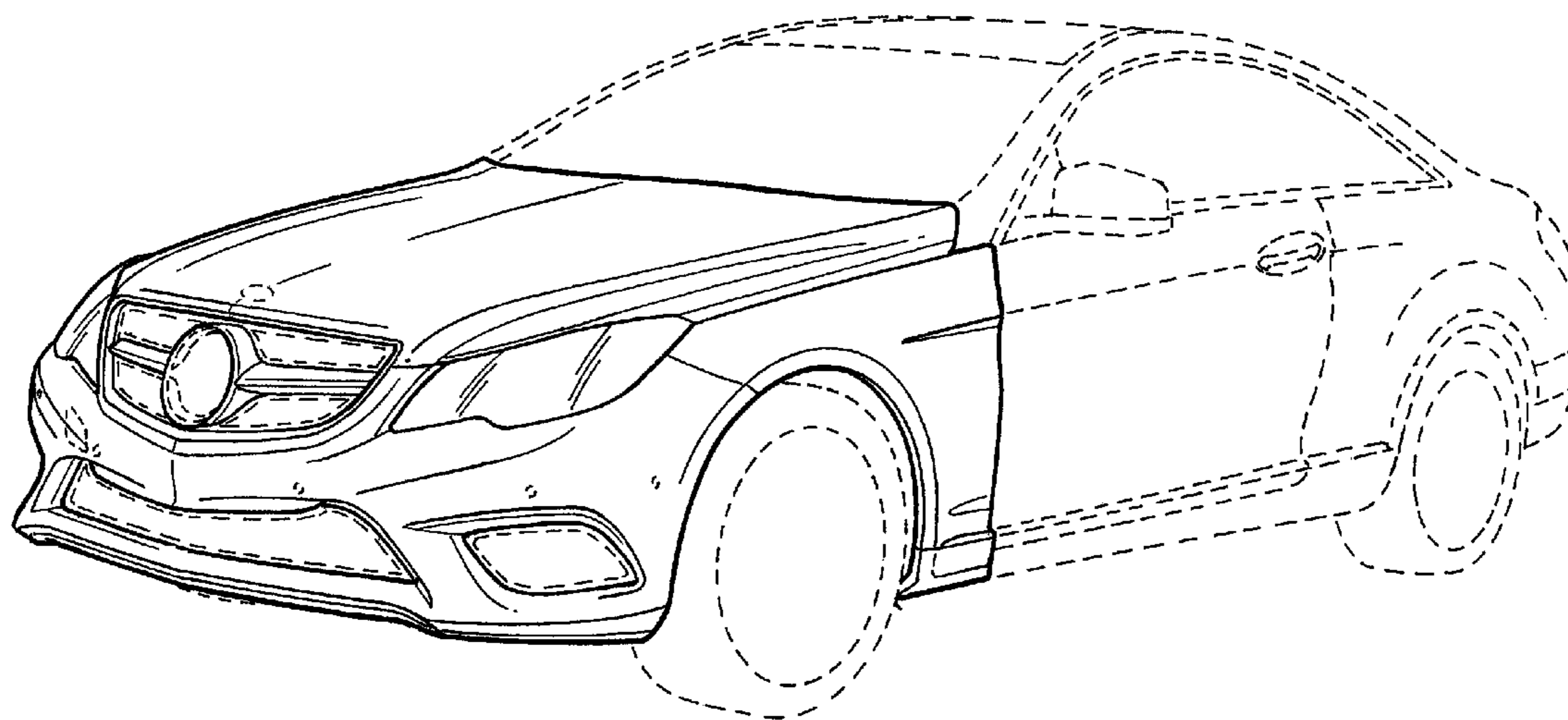
Application Ser. No. 29/444,248, filed Jan. 29, 2013 and  
entitled "Headlight for a Vehicle;" and

Application Ser. No. 29/444,250, filed Jan. 29, 2013 and  
entitled "Headlight for a Vehicle."

FIG. 1 is a left, front perspective view of a front portion of a  
vehicle, toy, and/or replicas thereof according to the design;  
FIG. 2 is a front view thereof; and,  
FIG. 3 is a left side view thereof, the right side view being  
mirror symmetrical.

The broken lines are for illustrative purposes only and form  
no part of the claimed design.

**1 Claim, 3 Drawing Sheets**



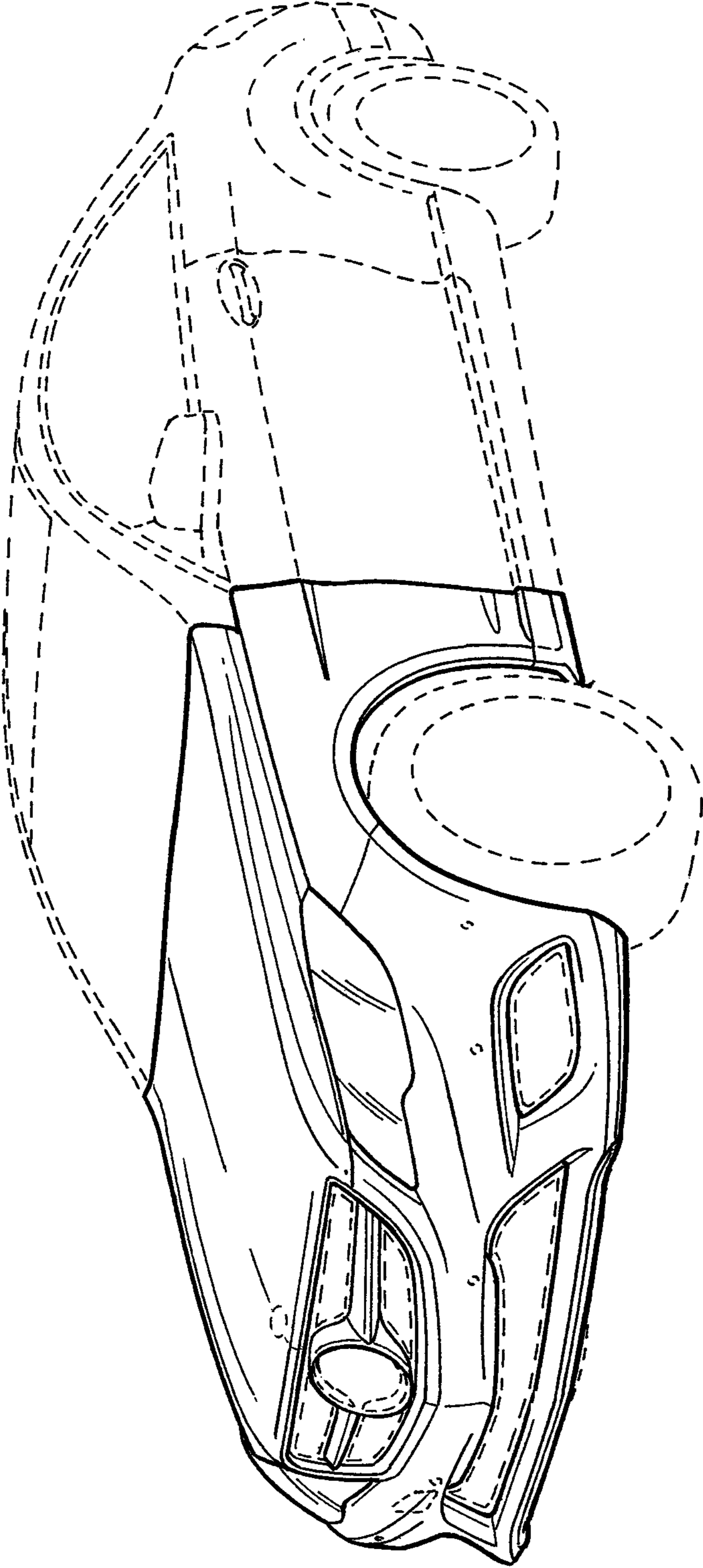


FIG. 1

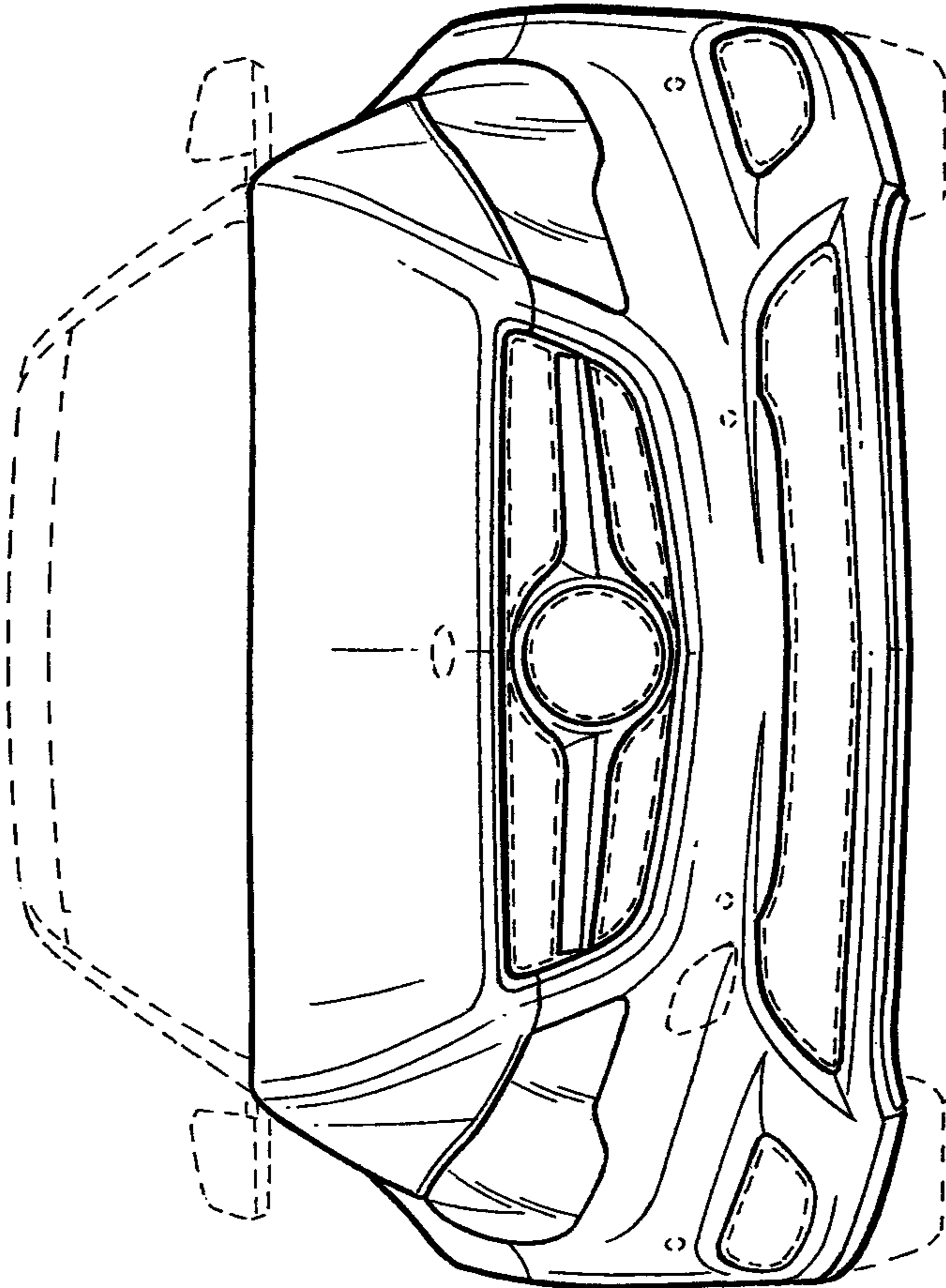


FIG. 2

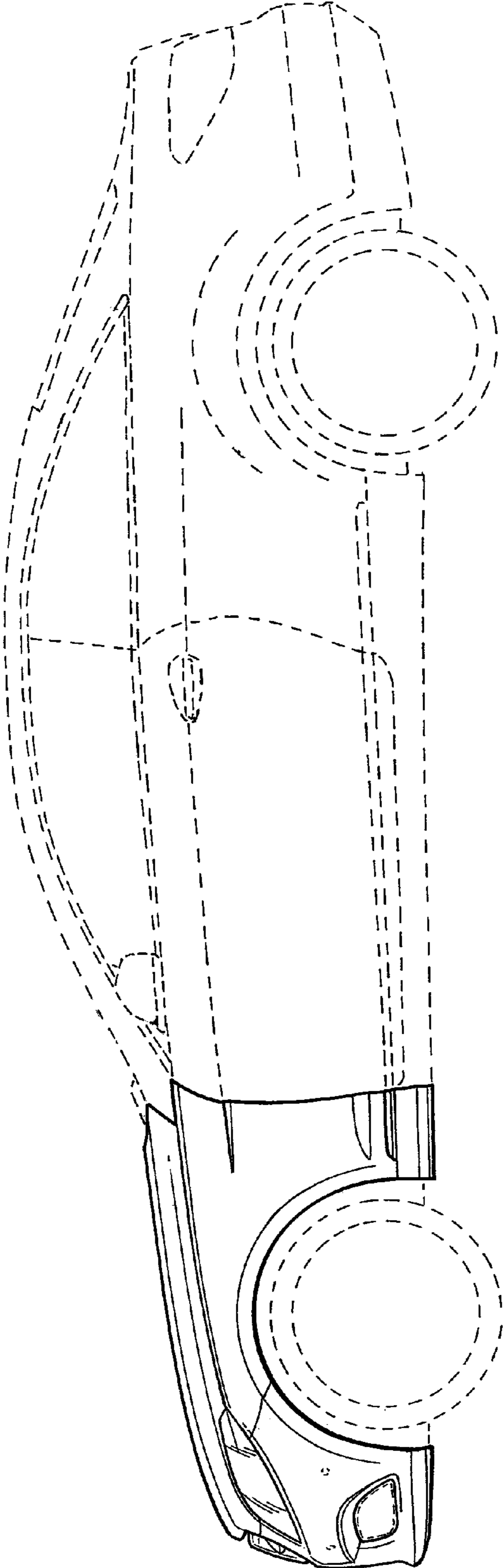


FIG. 3