



US00D701790S

(12) **United States Design Patent**  
**Lipton**

(10) **Patent No.:** **US D701,790 S**

(45) **Date of Patent:** **\*\* Apr. 1, 2014**

(54) **DIAMOND FORMING A CROSS**

(71) Applicant: **A. Joseph Lipton**, Mt. Bethel, PA (US)

(72) Inventor: **A. Joseph Lipton**, Mt. Bethel, PA (US)

(\*\*) Term: **14 Years**

(21) Appl. No.: **29/458,094**

(22) Filed: **Jun. 17, 2013**

(51) **LOC (10) Cl.** ..... **11-01**

(52) **U.S. Cl.**  
USPC ..... **D11/89**; D11/91

(58) **Field of Classification Search**  
USPC ..... D11/1-2, 26-29, 89-92; 63/26-28, 32  
See application file for complete search history.

(56) **References Cited**

**U.S. PATENT DOCUMENTS**

D304,698 S *	11/1989	Johnston	.....	D11/90
D369,758 S *	5/1996	Remidio	.....	D11/90
D378,811 S *	4/1997	Attinello et al.	.....	D12/605
D460,015 S *	7/2002	Namdar	.....	D11/90
D498,170 S *	11/2004	Mehta et al.	.....	D11/90

D501,152 S *	1/2005	Tolkowsky	.....	D11/90
D501,423 S *	2/2005	Tolkowsky	.....	D11/90
D513,205 S *	12/2005	Ho	.....	D11/90
D513,714 S *	1/2006	Sanghvi	.....	D11/90
D514,015 S *	1/2006	Ho	.....	D11/90
D535,907 S *	1/2007	Sevdermish	.....	D11/90
D676,785 S *	2/2013	Kothari	.....	D11/91

\* cited by examiner

*Primary Examiner* — Ralf Seifert

(74) *Attorney, Agent, or Firm* — Ostrolenk Faber LLP

(57) **CLAIM**

The ornamental design for diamond forming a cross, as shown and described.

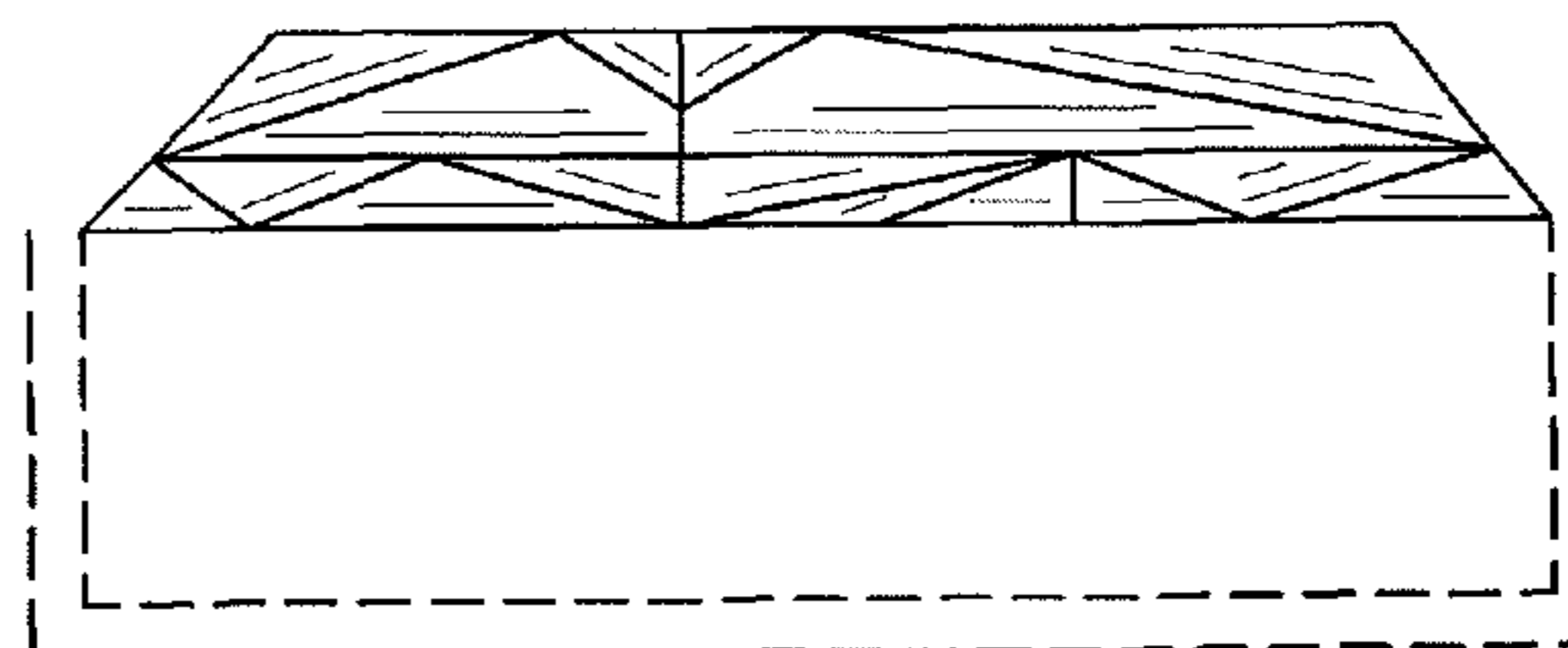
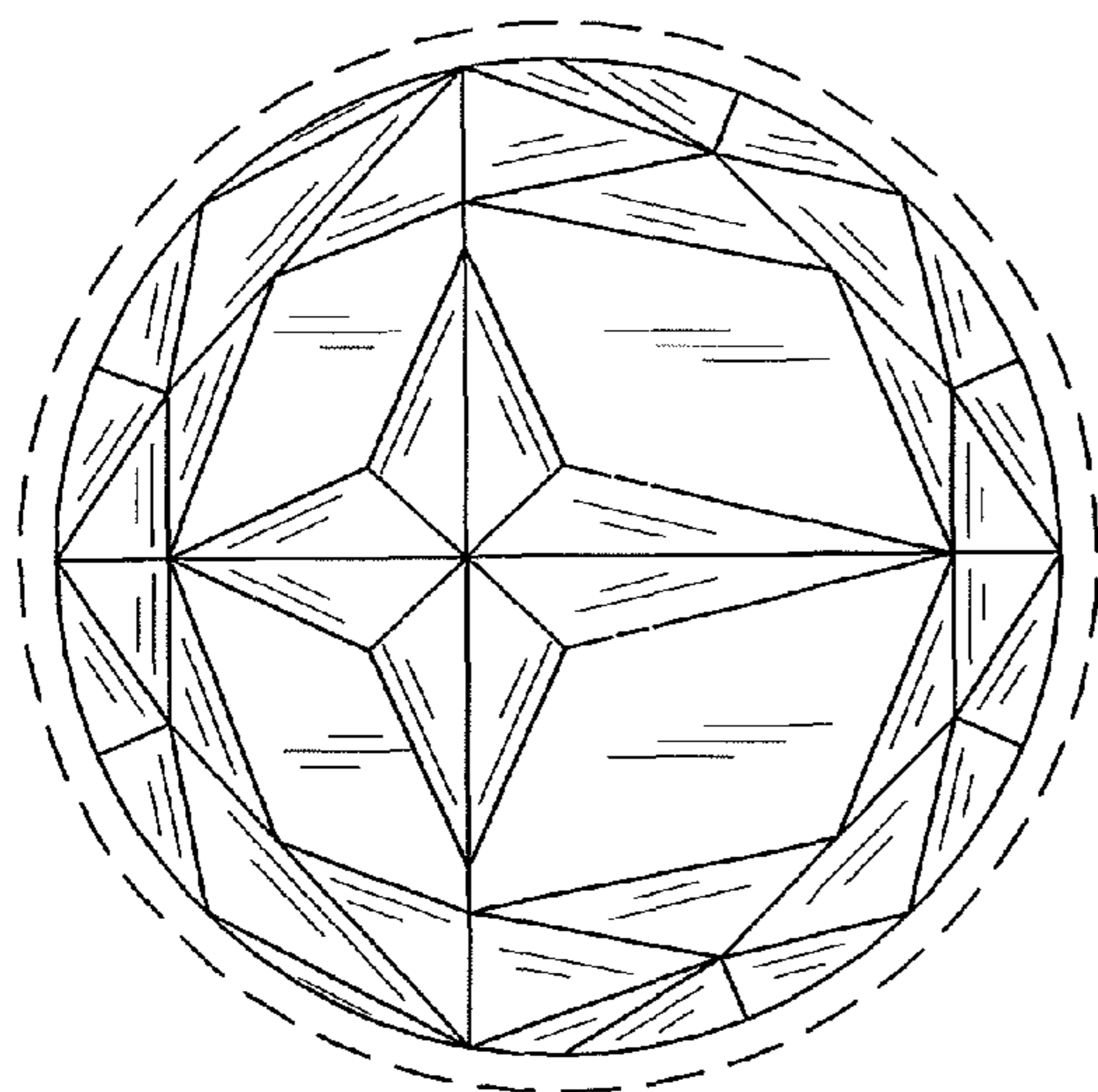
**DESCRIPTION**

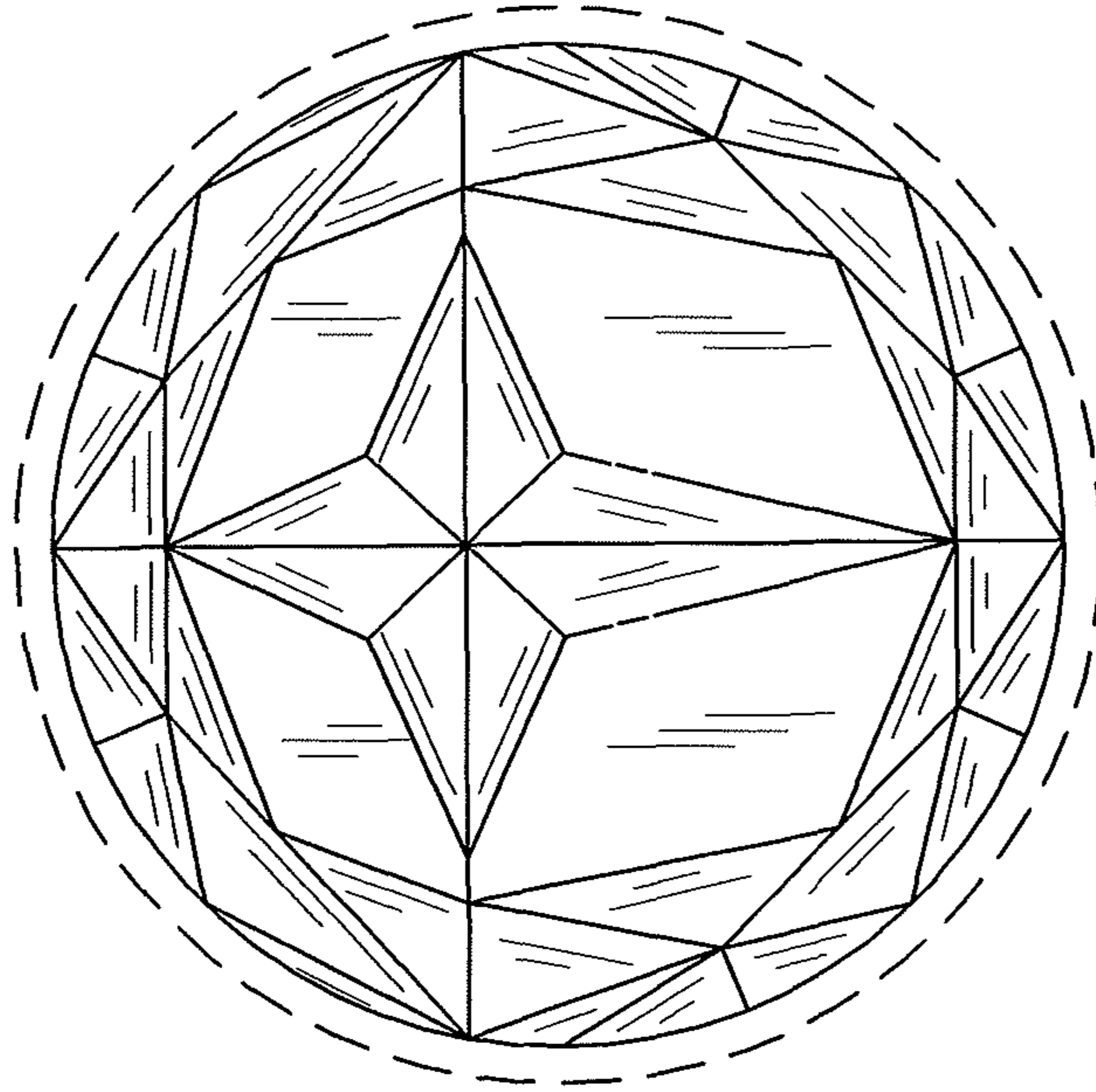
FIG. 1 is a top view of a diamond forming a cross showing my new design;

FIG. 2 is a side view, the other side being symmetrical; and, FIG. 3 is an end view, the other side being symmetrical.

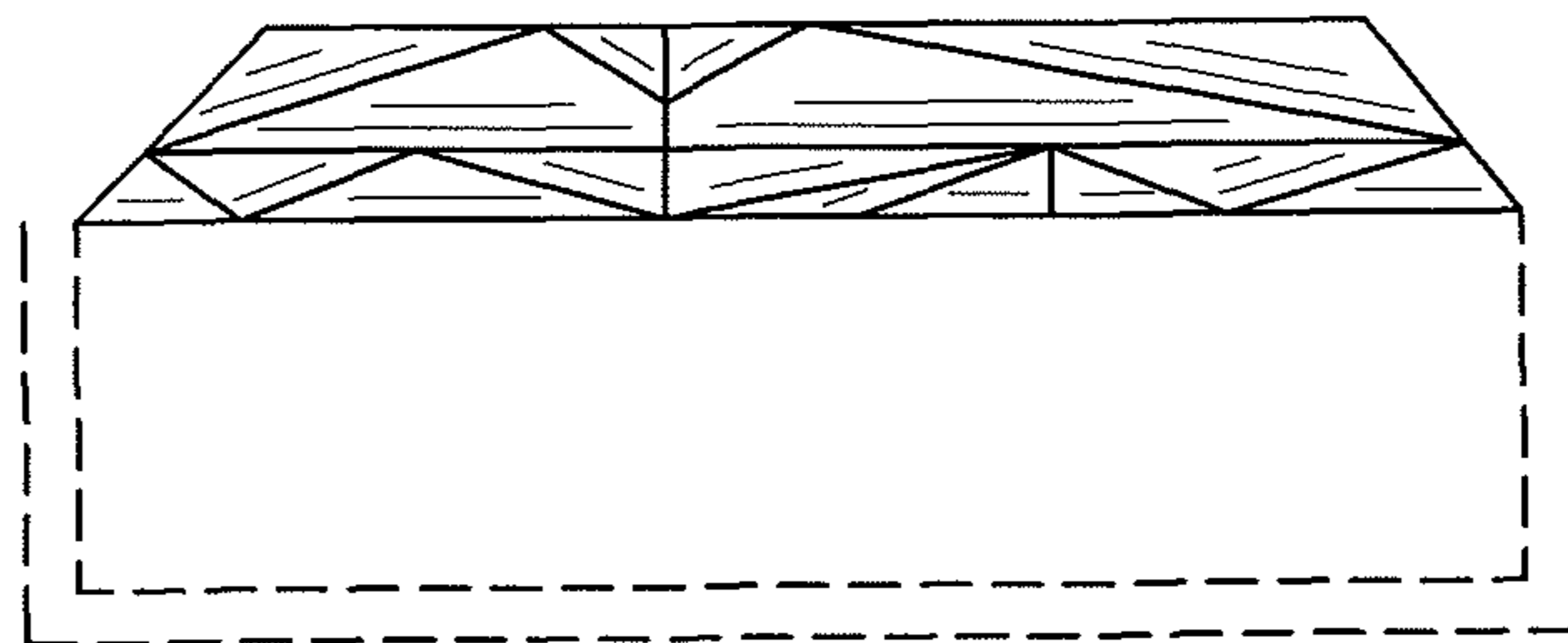
The broken line showing is included for the purpose of illustrating environmental matter and forms no part of the claimed design.

**1 Claim, 2 Drawing Sheets**

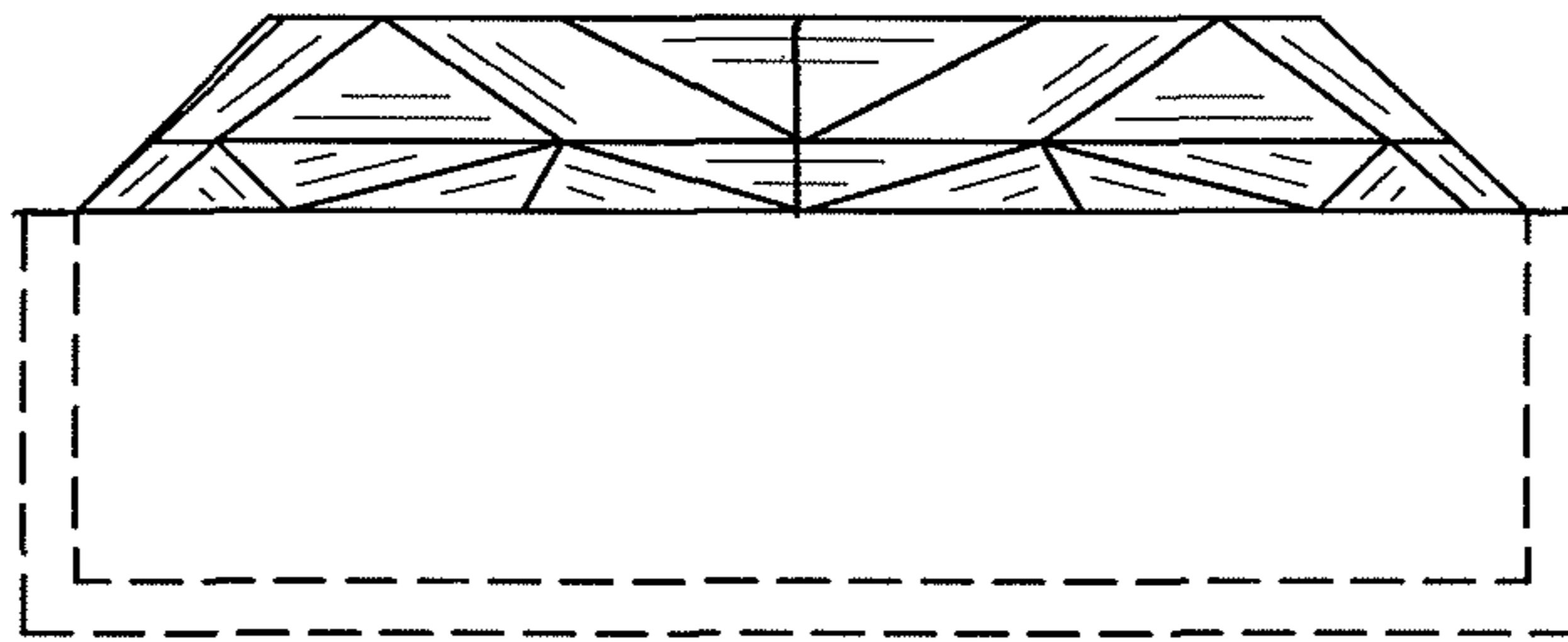




**FIG. 1**



**FIG. 2**



**FIG. 3**