



US00D701787S

(12) **United States Design Patent**
Dholakiya

(10) **Patent No.:** **US D701,787 S**

(45) **Date of Patent:** **** Apr. 1, 2014**

(54) **GEMSTONE RING**

(76) Inventor: **Hasmukh Dholakiya**, North Bergen, NJ
(US)

(**) Term: **14 Years**

(21) Appl. No.: **29/420,046**

(22) Filed: **May 3, 2012**

(51) **LOC (10) Cl.** **11-01**

(52) **U.S. Cl.**
USPC **D11/34**

(58) **Field of Classification Search**
USPC D11/3, 26-39, 91, 92; 63/15,
63/15.1-15.4, 15.45, 15.5, 15.6, 15.65,
63/26-28

See application file for complete search history.

(56) **References Cited**

U.S. PATENT DOCUMENTS

| | | | | |
|---------------|---------|-----------------|-------|---------|
| D137,409 S * | 3/1944 | Granat | | D11/34 |
| D300,308 S * | 3/1989 | Deain | | D11/34 |
| D349,072 S * | 7/1994 | Ambar | | D11/34 |
| 5,727,399 A * | 3/1998 | Bergagnini | | 63/15.4 |
| D421,404 S * | 3/2000 | Canale | | D11/26 |
| D446,149 S * | 8/2001 | Itzkowitz | | D11/36 |
| D472,496 S * | 4/2003 | Ambar | | D11/34 |
| D508,073 S * | 8/2005 | Shah | | D11/34 |
| D512,658 S * | 12/2005 | Aghjayan et al. | | D11/34 |
| D538,700 S * | 3/2007 | Stipek | | D11/36 |
| D581,308 S * | 11/2008 | Fernandez | | D11/34 |
| D614,065 S * | 4/2010 | Vagal | | D11/34 |
| D614,068 S * | 4/2010 | Vagal | | D11/34 |
| D614,071 S * | 4/2010 | Vagal | | D11/35 |
| D614,072 S * | 4/2010 | Vagal | | D11/35 |
| D615,446 S * | 5/2010 | Vagal | | D11/34 |
| D615,900 S * | 5/2010 | Chawla | | D11/34 |
| D647,419 S * | 10/2011 | Wong | | D11/34 |

| | | | | |
|-------------------|--------|-----------|-------|--------|
| D652,340 S * | 1/2012 | Kaufmann | | D11/34 |
| D653,581 S * | 2/2012 | Kaufmann | | D11/34 |
| 2009/0235689 A1 * | 9/2009 | Slowinski | | 63/15 |

OTHER PUBLICATIONS

[online] http://s.shld.net/is/image/Sears/04435345090_20100722080125589?hei=315&wid=315&op_sharpen=1&resMode=sharp&op_usm=0.9,0.5,0,0 Retrieved Sep. 6, 2012.*

[online] http://www.michaelcina.com/mcina_images/fluid/customers/c905/PL/07/35/VI/CR/00/47/generated/PL0735VICR0047_default_1_250x250.jpg. Retrieved Sep. 6, 2012.*

[online] <http://ak1.ostkcdn.com/images/products/P11418179.jpg>. Retrieved Sep. 6, 2012.*

[online] <http://moissanite-ringsinfo.com/wp-content/uploads/2012/07/3-stone-diamond-engagement-rings.jpg>. Retrieved Sep. 6, 2012.*

* cited by examiner

Primary Examiner — Cathron Brooks

Assistant Examiner — Melanie Pellegrini

(74) *Attorney, Agent, or Firm* — Jennifer Meredith, Esq.;
Meredith & Keyhani, PLLC

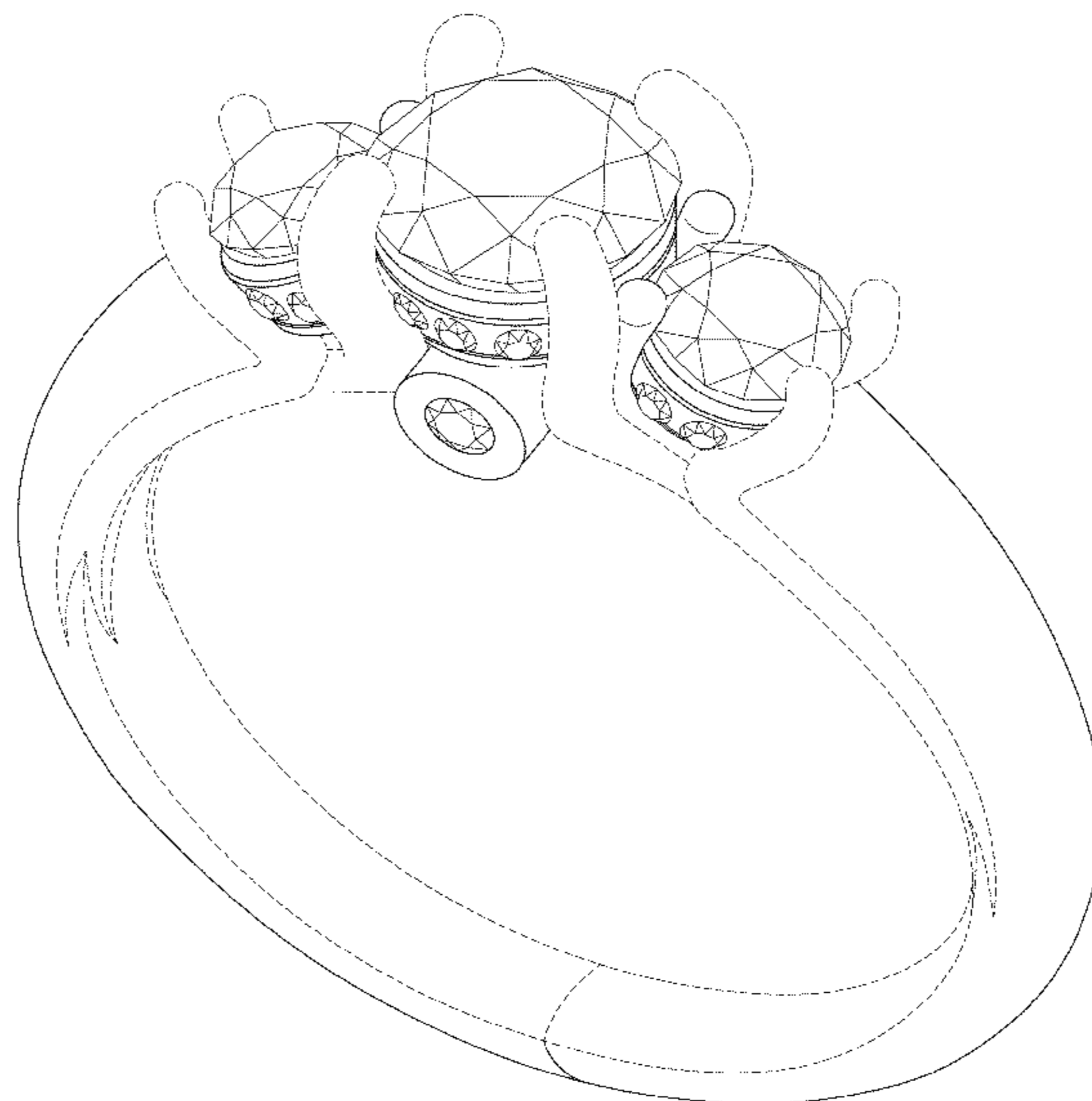
(57) **CLAIM**

The ornamental design for a gemstone ring, as shown and described.

DESCRIPTION

FIG. 1 is a front elevational view of the gemstone ring showing my new design;
FIG. 2 is a side elevational view thereof;
FIG. 3 is a top plan view thereof;
FIG. 4 is a bottom plan view thereof; and,
FIG. 5 is a front and top perspective view thereof.
The broken lines shown in the drawings represent portions of the gemstone ring that form no part of the claimed design.

1 Claim, 4 Drawing Sheets



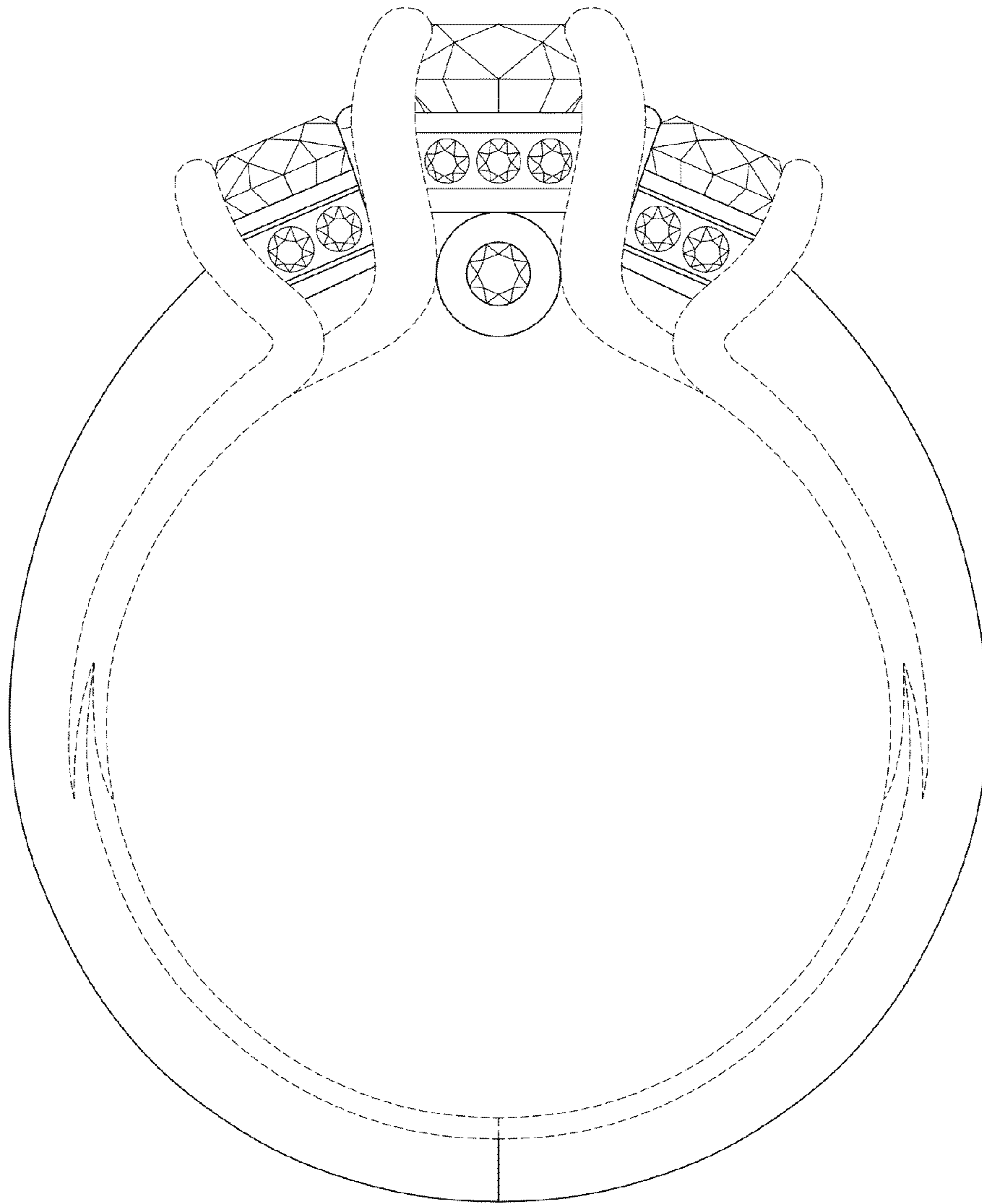


FIG. 1

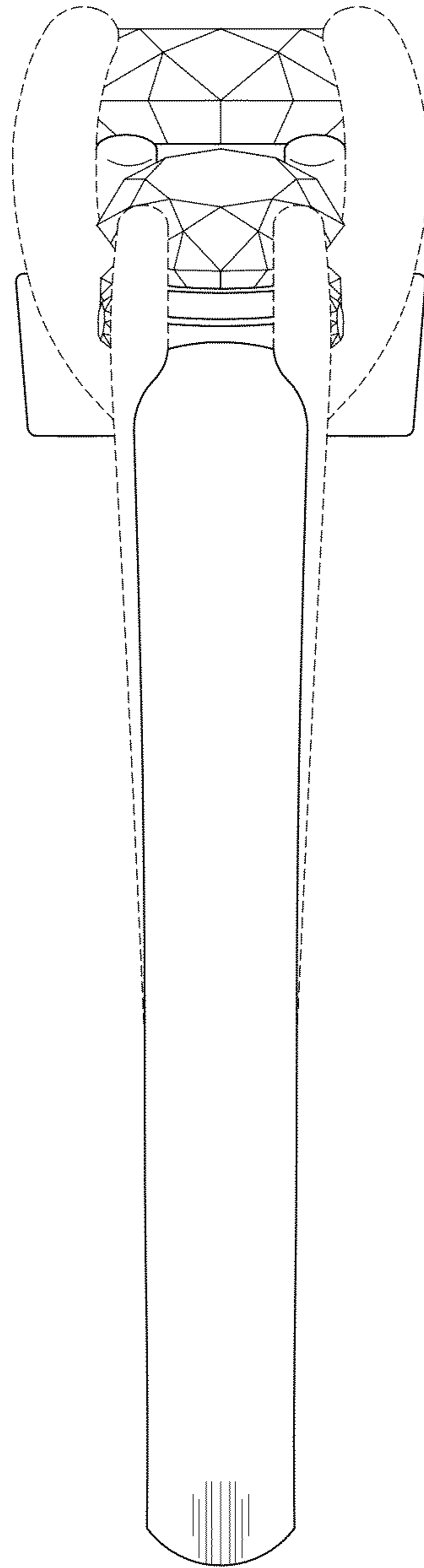


FIG. 2




FIG. 3

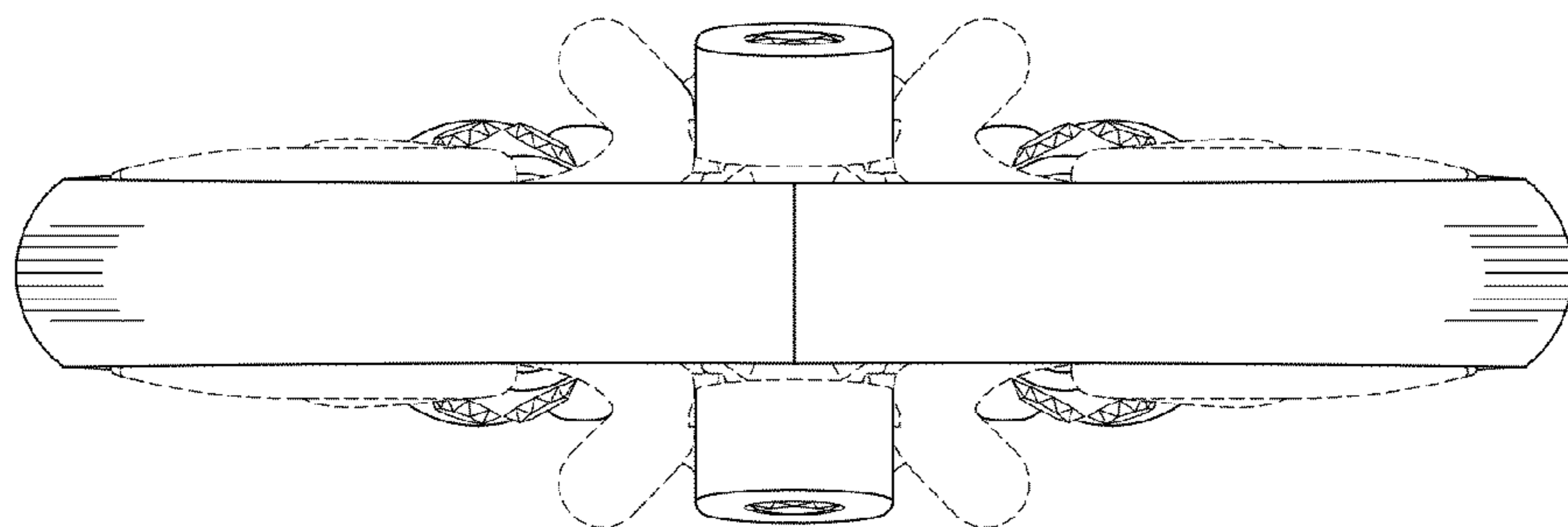


FIG. 4

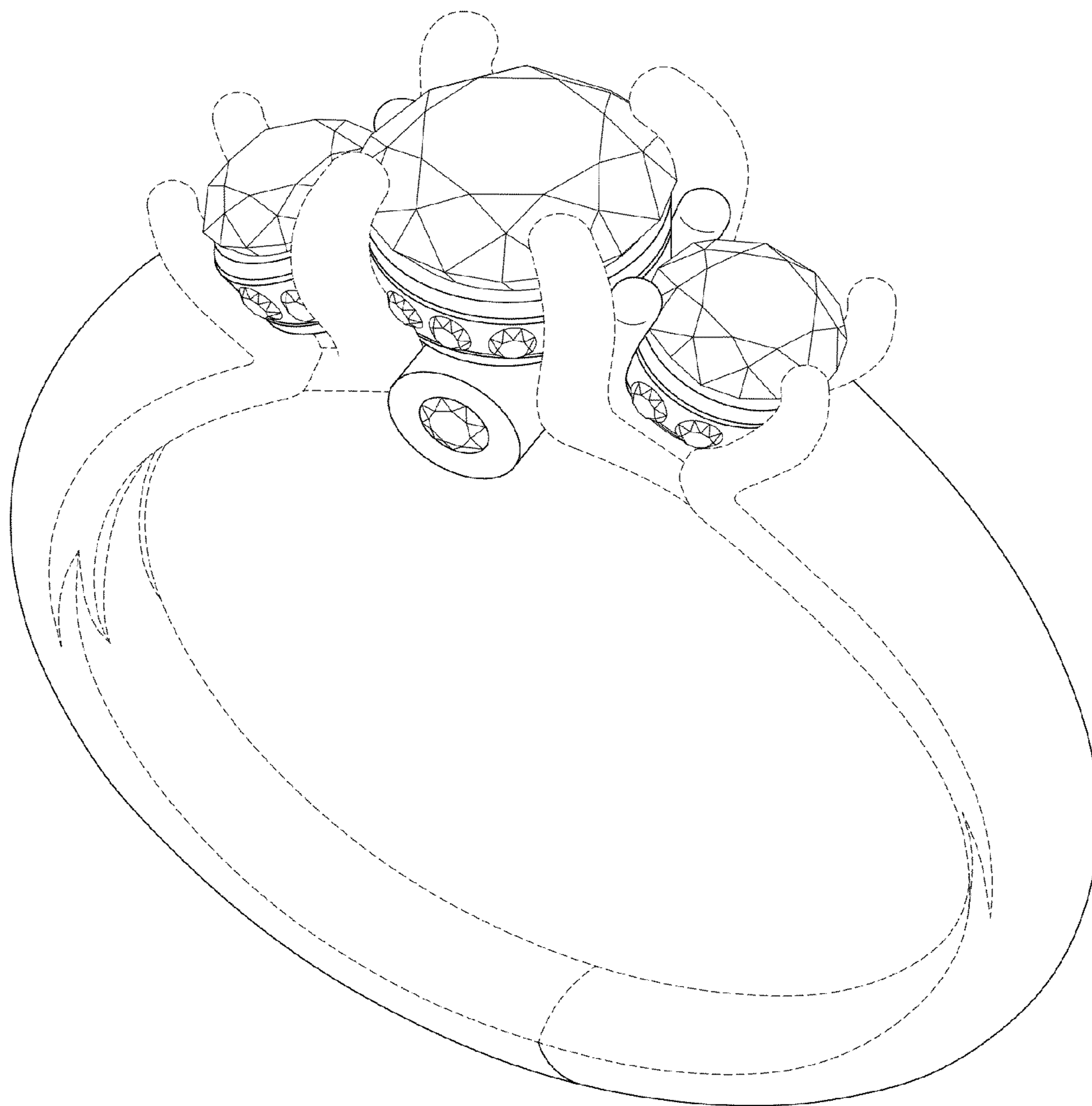


FIG. 5