



US00D701773S

(12) **United States Design Patent**
Caporin et al.

(10) **Patent No.:** **US D701,773 S**
(45) **Date of Patent:** **** Apr. 1, 2014**

(54) **BOTTLE**

(71) Applicants: **Nicholas J. Caporin**, Little Elm, TX (US); **Marc A. Pedmo**, Litchfield, OH (US)

(72) Inventors: **Nicholas J. Caporin**, Little Elm, TX (US); **Marc A. Pedmo**, Litchfield, OH (US)

(73) Assignee: **Mott's LLP**, Plano, TX (US)

(**) Term: **14 Years**

(21) Appl. No.: **29/441,035**

(22) Filed: **Dec. 31, 2012**

(51) **LOC (10) Cl.** **09-01**

(52) **U.S. Cl.**
USPC **D9/652; D9/516**

(58) **Field of Classification Search**
USPC D7/514-515, 613, 619.2, 901; D9/600, D9/652, 667, 500-505, 516, 519, 544-545, D9/548, 549-557, 567, 434; 206/457, 527, 206/540; 220/890
See application file for complete search history.

(56) **References Cited**

U.S. PATENT DOCUMENTS

D545,198 S *	6/2007	Hatcher et al.	D9/516
D565,962 S *	4/2008	Sasaki et al.	D9/567
D566,578 S *	4/2008	Snyder et al.	D9/652
D585,281 S *	1/2009	Trollope et al.	D9/516
D592,969 S *	5/2009	Hazelton et al.	D9/516
D603,423 S *	11/2009	Arnell	D9/434
D643,291 S *	8/2011	Haskins	D9/516

OTHER PUBLICATIONS

Mystic Bottle, Neko Random blog post Dec. 25, 2011. <http://linkrandom.blogspot.com/2011/12/my-day-yesterday-christmas-eve-2011.html>.*

Mistic Glass Bottle which is denoted with an ornate "Mistic" on the top shoulder of the bottle, as shown in the attached document. Launched in approximately May 2012.

Snapple 64 oz. Bottle which is denoted with an ornate "S" on the top shoulder of the bottle, as shown in the attached document. Launched in approximately Dec. 2010.

* cited by examiner

Primary Examiner — Sandra Morris

(74) *Attorney, Agent, or Firm* — Michael Woods

(57) **CLAIM**

We claim the ornamental design for a bottle, as shown and described.

DESCRIPTION

FIG. 1 is top, front, and left-side perspective view of the new design for a bottle;

FIG. 2 is a front view of the design;

FIG. 3 is a left view of the design;

FIG. 4 is a back view of the design;


FIG. 5 is a right view of the design;

FIG. 6 is a bottom view of the design; and,

FIG. 7 is a top view of the design.

The broken line showing is for illustrative purposes only, and forms no part of the claimed design.

1 Claim, 6 Drawing Sheets






FIG. 1

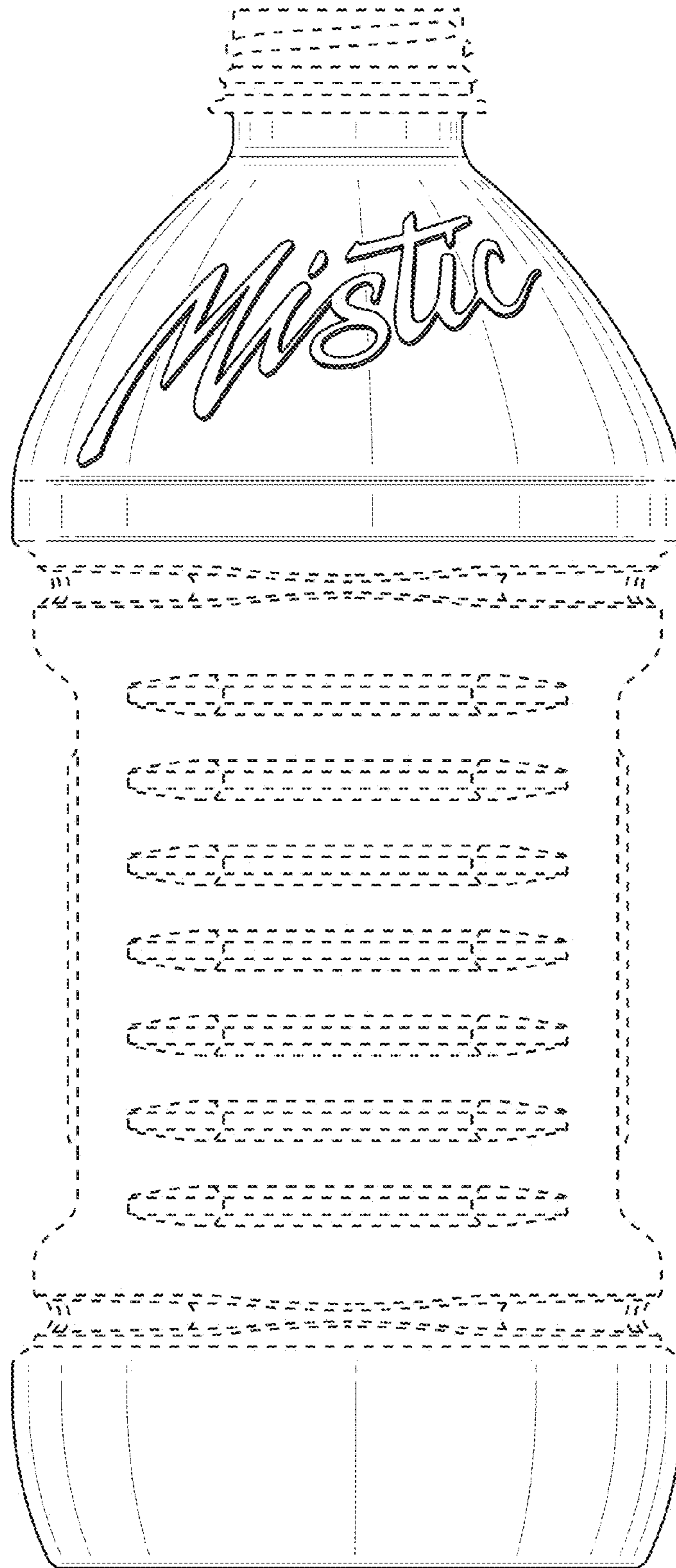


FIG. 2

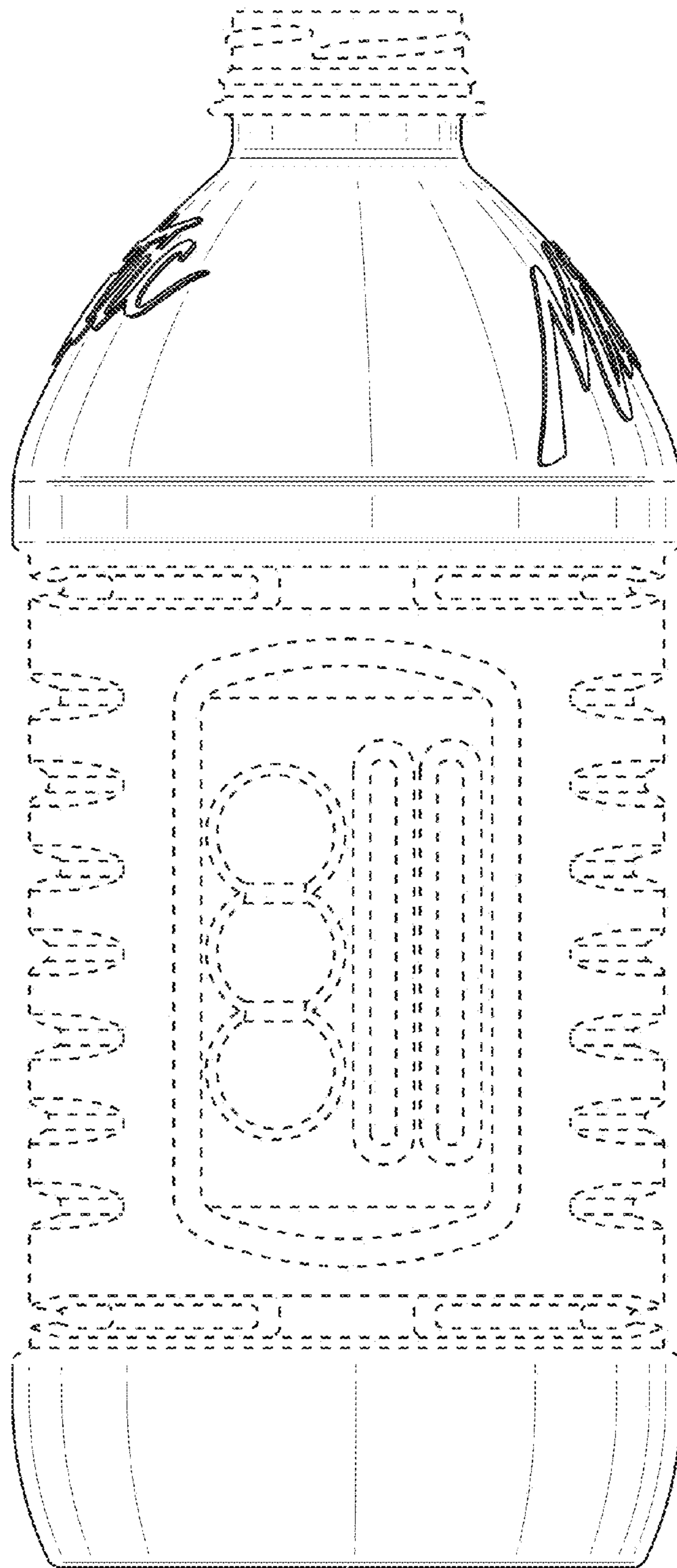


FIG. 3




FIG. 4

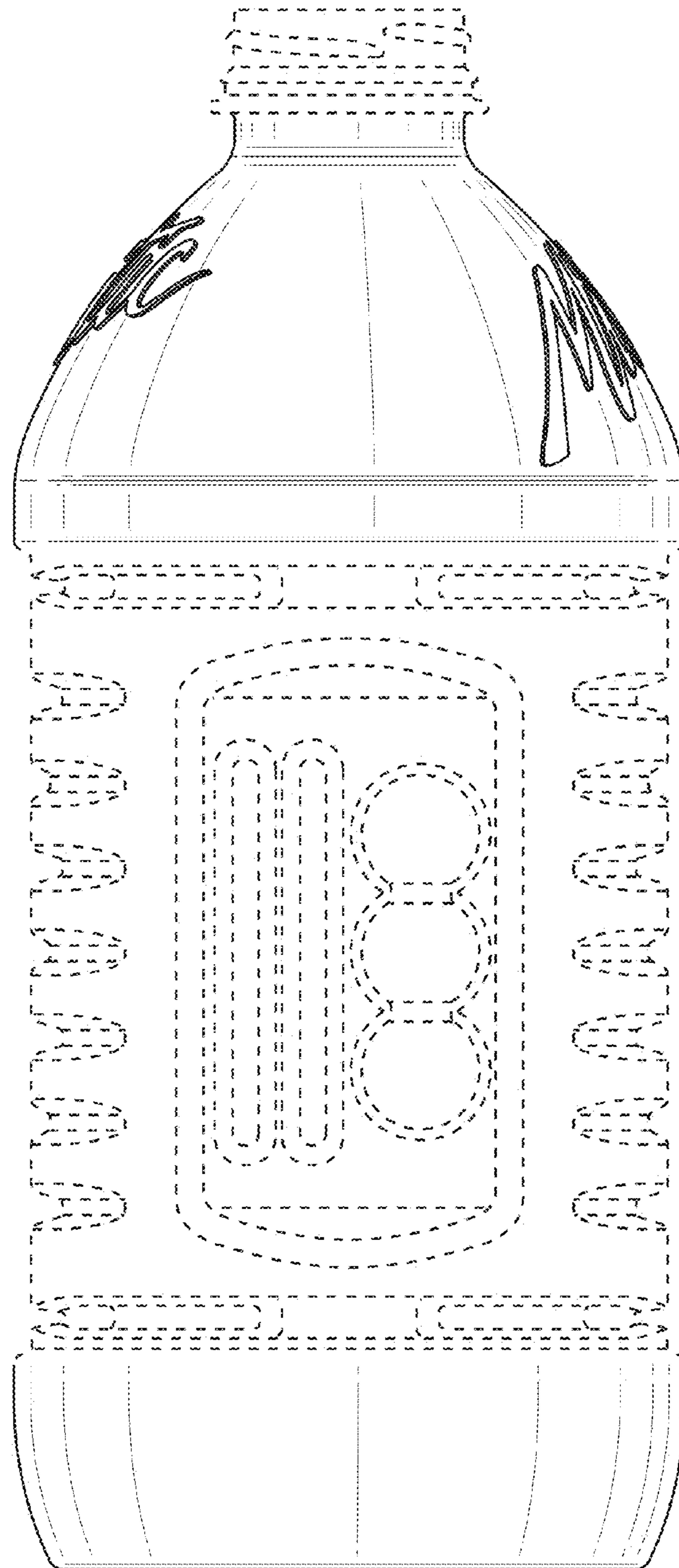


FIG. 5

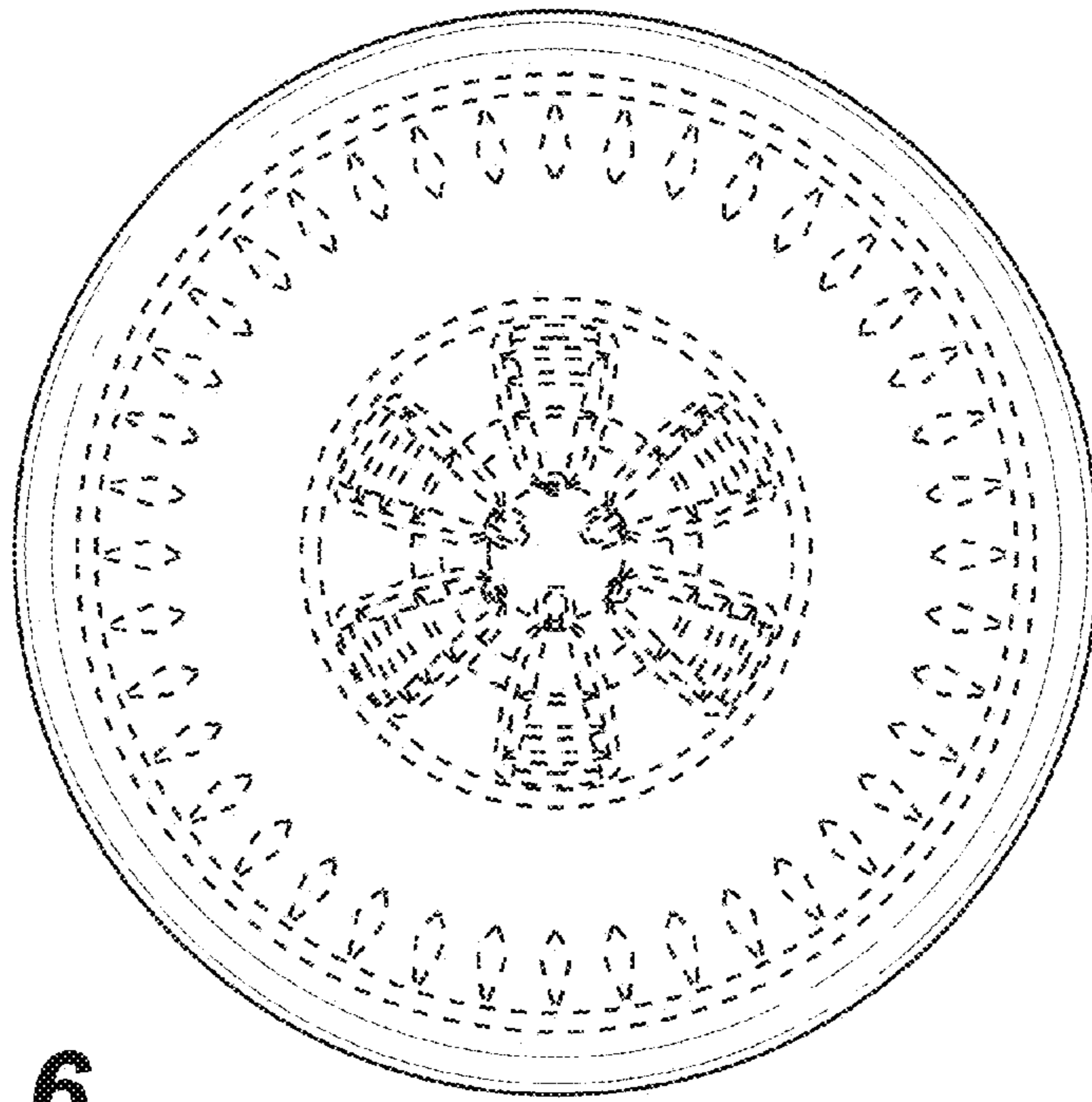


FIG. 6



FIG. 7