



US00D701771S

(12) **United States Design Patent**
Hall

(10) **Patent No.:** **US D701,771 S**
(45) **Date of Patent:** **** Apr. 1, 2014**

(54) **BOTTLE**

(71) Applicant: **Monster Energy Company**, Corona, CA (US)

(72) Inventor: **Mark Hall**, Corona, CA (US)

(73) Assignee: **Monster Energy Company**, Corona, CA (US)

(**) Term: **14 Years**

(21) Appl. No.: **29/440,060**

(22) Filed: **Dec. 18, 2012**

(51) **LOC (10) Cl.** **09-01**

(52) **U.S. Cl.**
USPC **D9/602; D9/667; D9/500**

(58) **Field of Classification Search**
USPC D9/600–604, 652, 667, 500–504, 516, D9/529–530, 537–546, 549–558; 229/116.1; 206/494, 457, 527; 220/890; 215/400

See application file for complete search history.

D249,330 S 9/1978 Pigeon
D258,198 S 2/1981 Segal
D260,239 S 8/1981 Barrash
D268,395 S 3/1983 Humphries
D270,520 S 9/1983 Strand
D292,269 S 10/1987 Jacobs et al.
D301,203 S 5/1989 Jolly et al.
D305,984 S 2/1990 Alberghini et al.
D315,295 S 3/1991 Reece et al.
D322,213 S 12/1991 Maginnis, Jr.
D330,334 S 10/1992 Rusnock et al.
D351,348 S 10/1994 Marriage
D363,026 S 10/1995 Sillince et al.
D364,347 S 11/1995 Sillince et al.
D374,176 S 10/1996 Sillince et al.
D379,150 S 5/1997 Richardson
D407,648 S 4/1999 Glaser et al.
D413,511 S 9/1999 Guthrie et al.
D414,417 S 9/1999 Alt
D415,414 S * 10/1999 Pekarev D9/652
D446,686 S 8/2001 Holthus
D450,536 S 11/2001 Holthus

(Continued)

Primary Examiner — Sandra Morris
(74) *Attorney, Agent, or Firm* — Knobbe Martens Olson & Bear LLP

(57) **CLAIM**
The ornamental design for a bottle, as shown and described.

(56) **References Cited**

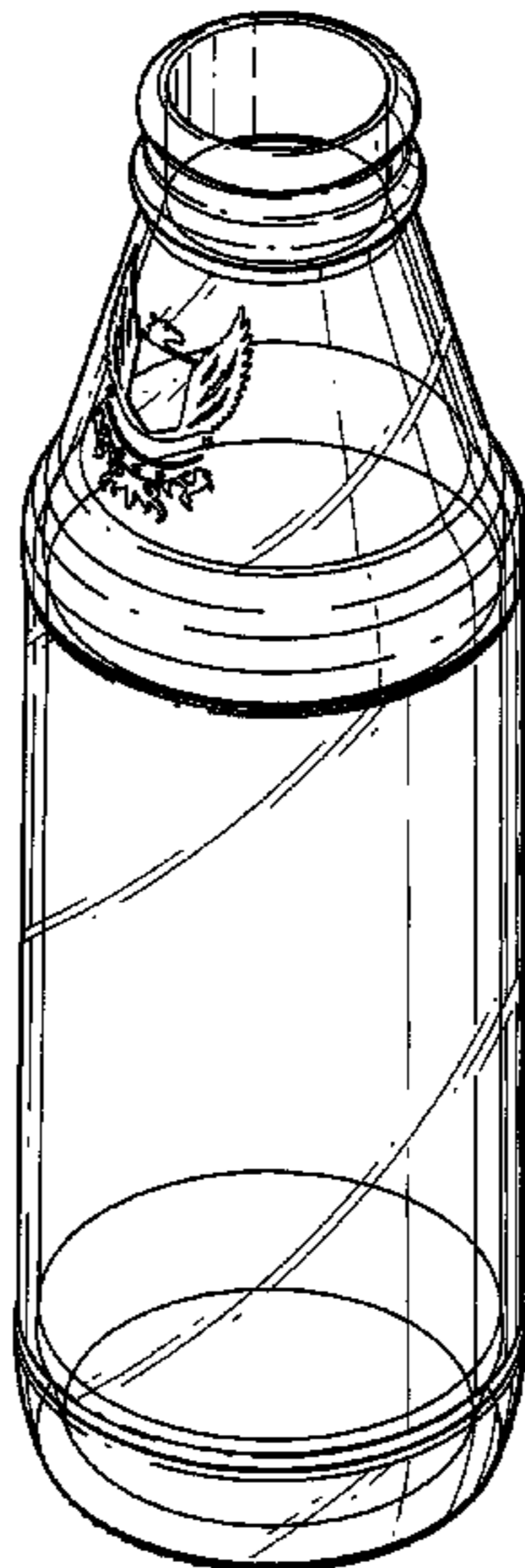
U.S. PATENT DOCUMENTS

D7,105 S 1/1874 Michael
D34,165 S 3/1922 De St. George
D60,557 S 3/1922 Marble
D71,251 S 10/1926 Potokar
D81,520 S 7/1930 Bromiley
D90,433 S 8/1933 Borokoff
D191,685 S 10/1961 Price et al.
D203,522 S 1/1966 Benes
3,331,521 A 7/1967 Paige
D209,100 S 10/1967 Du Pree et al.
D216,778 S 3/1970 Stone
D217,230 S 4/1970 Kessig
D248,835 S 8/1978 Korsmeyer
D249,021 S 8/1978 Pettengill

DESCRIPTION

FIG. 1 is a front and top perspective view of a bottle embodying my new design.
FIG. 2 is a front elevational view thereof.
FIG. 3 is a rear elevational view thereof.
FIG. 4 is a left side elevational view thereof.
FIG. 5 is a right side elevational view thereof.
FIG. 6 is a top plan view thereof; and,
FIG. 7 is a bottom plan view thereof.
Portions shown in phantom lines are for illustrative purposes only and form no part of the claimed design.

1 Claim, 4 Drawing Sheets



(56)

References Cited

U.S. PATENT DOCUMENTS

D454,309 S 3/2002 Warner et al.
D458,144 S 6/2002 Trabal
D475,926 S 6/2003 Rusnock et al.
D489,983 S 5/2004 Futral et al.
D522,875 S * 6/2006 Uryevich D9/504
D551,986 S 10/2007 Rubin et al.

D563,230 S 3/2008 Watts et al.
D563,231 S 3/2008 Watts et al.
D581,272 S 11/2008 Yourist et al.
D622,145 S * 8/2010 Walsh D9/500
D626,840 S 11/2010 Hall
D644,115 S * 8/2011 Bonadio D9/602
D644,533 S 9/2011 Hall
D679,605 S * 4/2013 Bonadio D9/602
D679,606 S * 4/2013 Bonadio D9/602

* cited by examiner

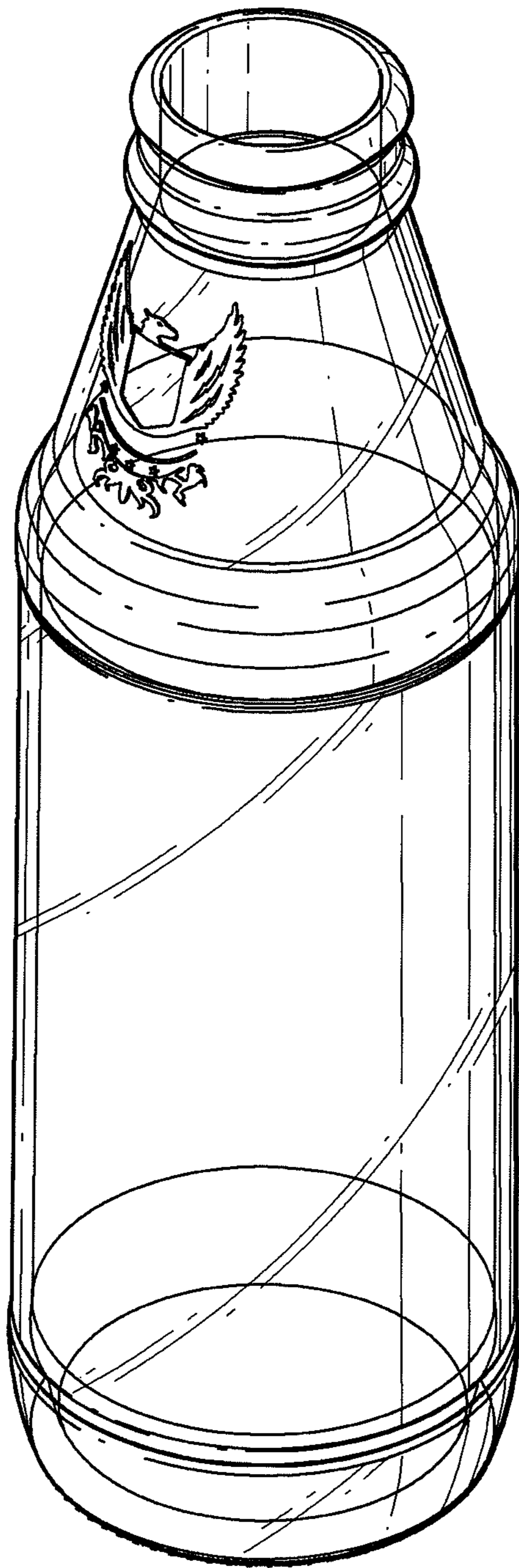


FIG. 1

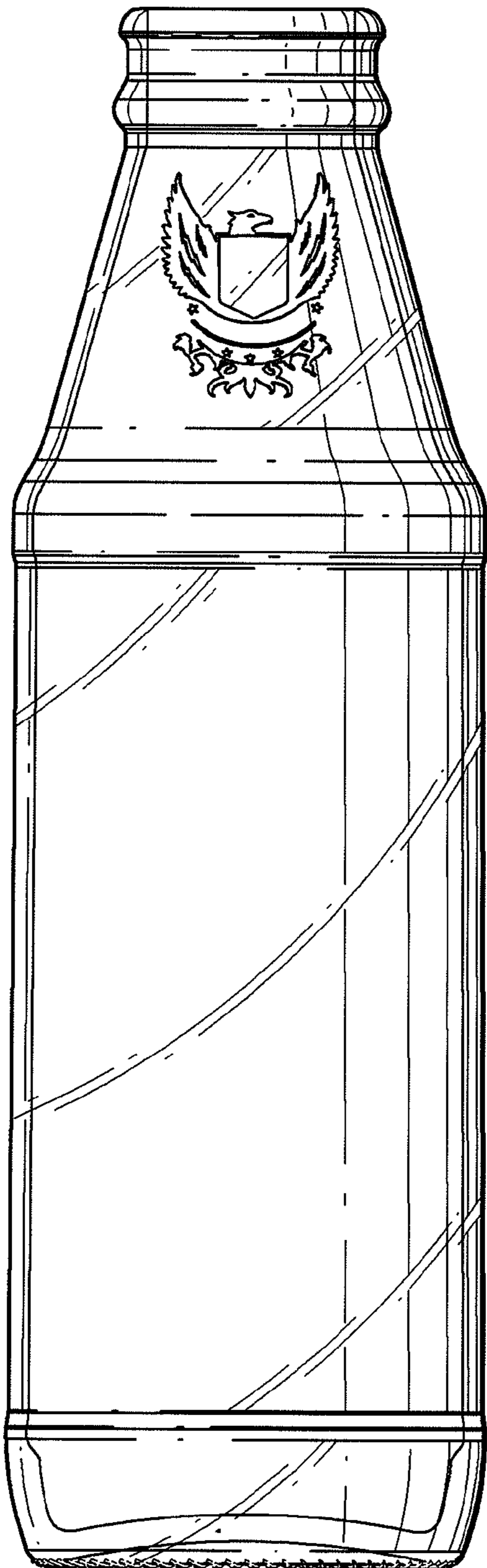


FIG. 2

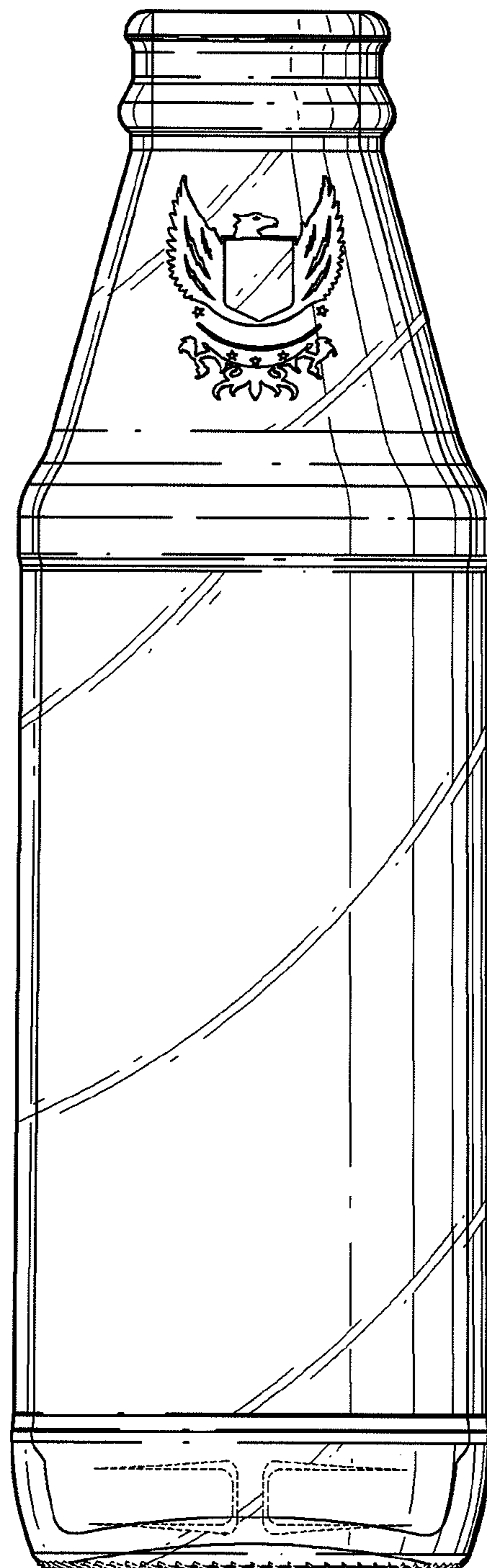


FIG. 3

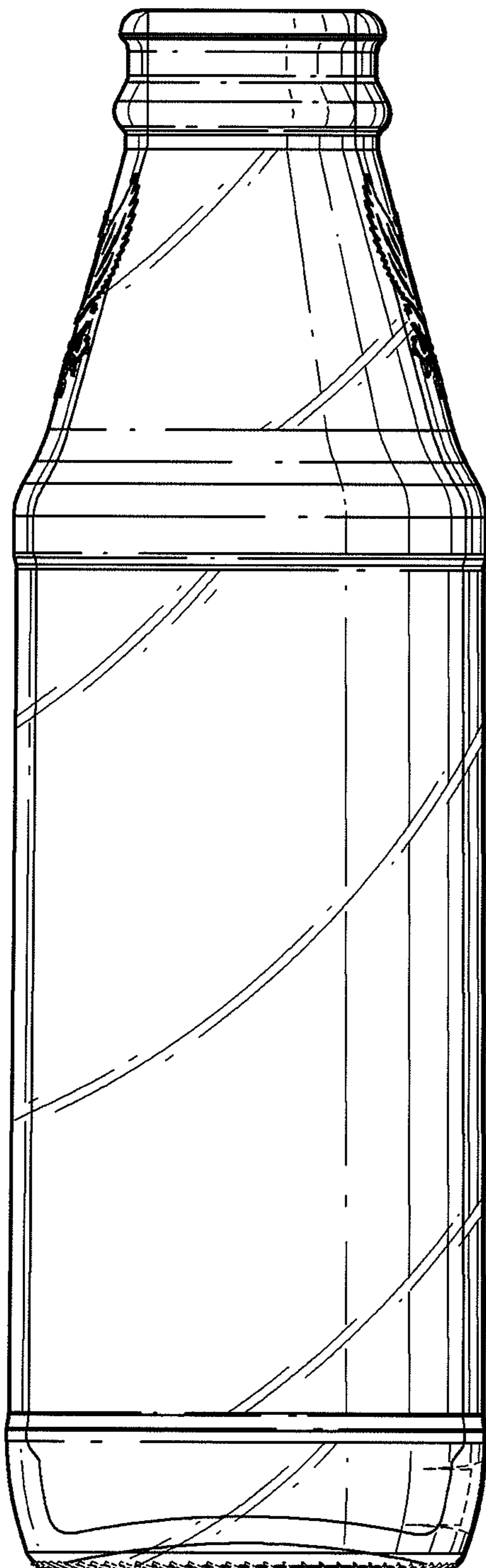


FIG. 4

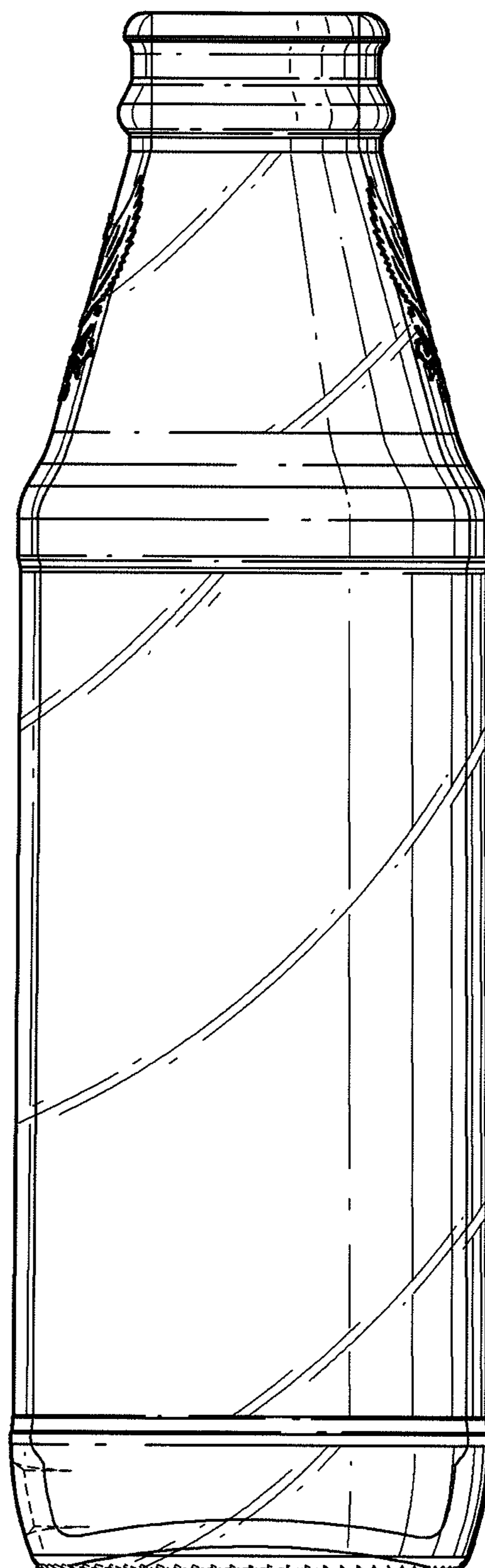


FIG. 5

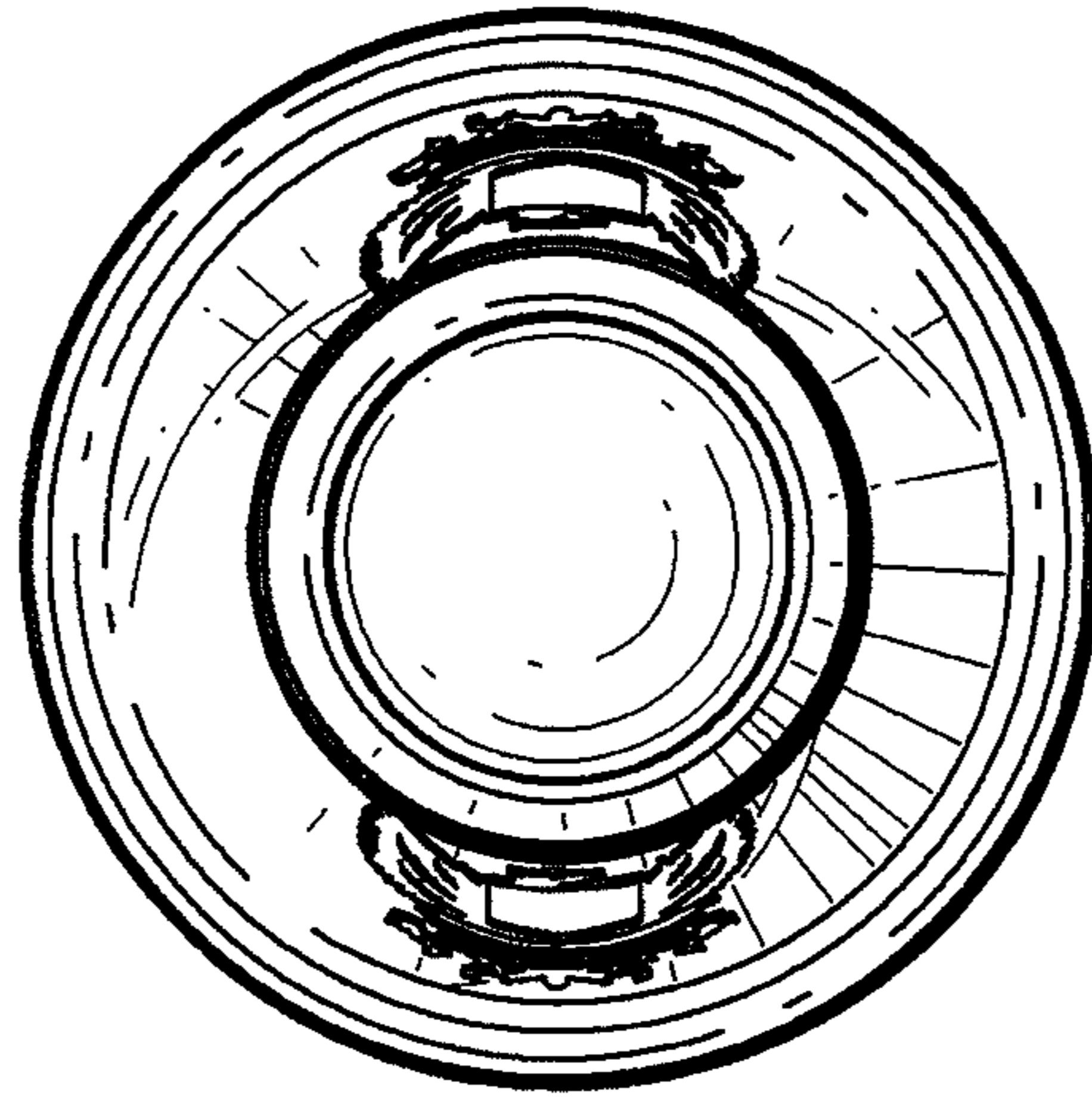


FIG. 6

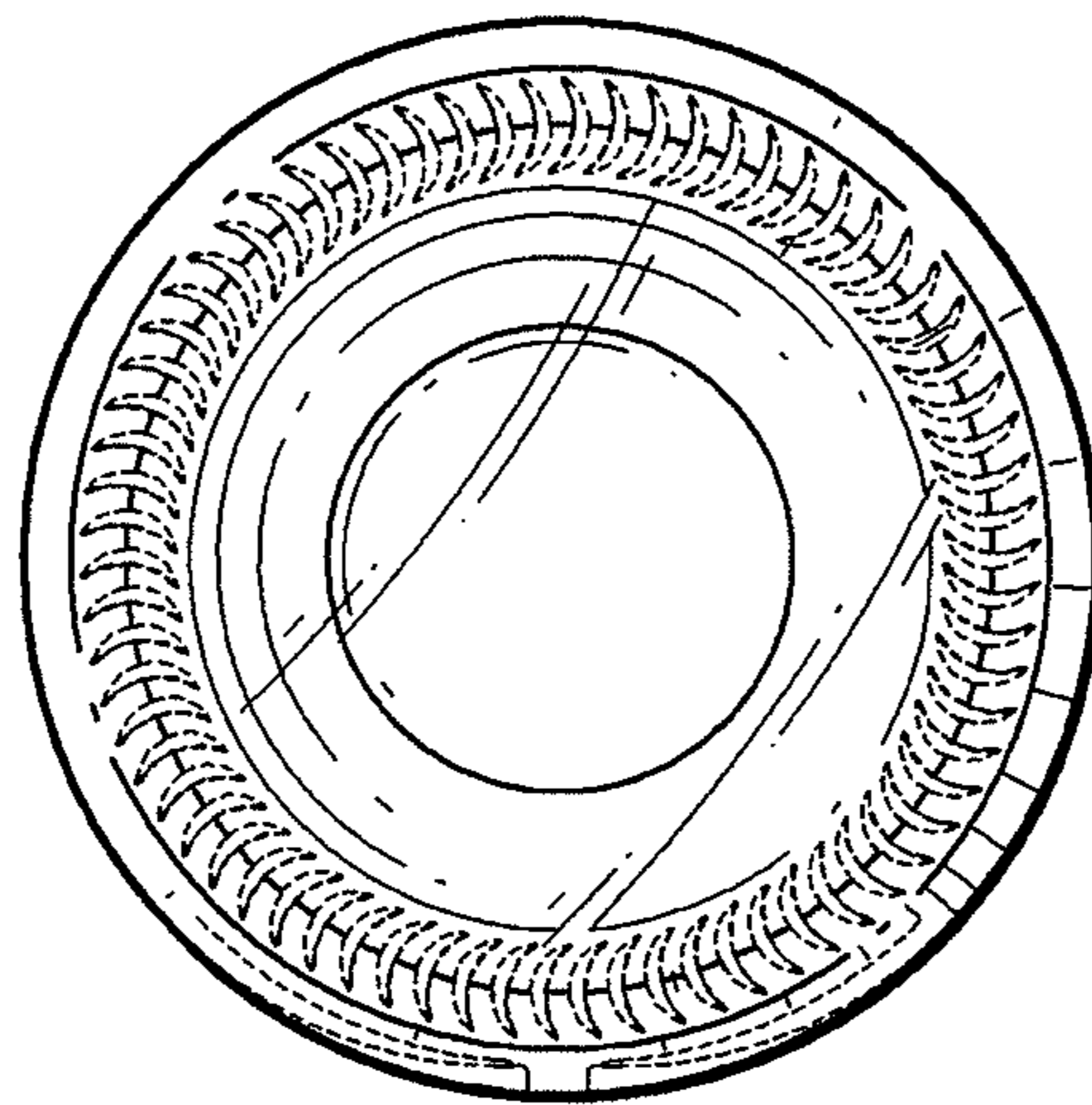


FIG. 7