



US00D701728S

(12) **United States Design Patent**
Stanley et al.

(10) **Patent No.:** **US D701,728 S**

(45) **Date of Patent:** **** Apr. 1, 2014**

(54) **DRINKING FLUID BOTTLE WITH LID AND BAND**

(71) Applicant: **Xpress Industries Inc.**, Sarasota, FL (US)

(72) Inventors: **Ronald E. Stanley**, New Smyrna, FL (US); **Richie E. Stanley**, New Smyrna, FL (US); **Chad C. Galloway**, New Smyrna, FL (US); **Brock Gratton**, Sarasota, FL (US); **Blake Gratton**, Sarasota, FL (US)

(73) Assignee: **Xpress Industries Inc.**, Sarasota, FL (US)

(**) Term: **14 Years**

(21) Appl. No.: **29/439,627**

(22) Filed: **Dec. 13, 2012**

(51) **LOC (10) Cl.** **07-01**

(52) **U.S. Cl.**
USPC **D7/510; D7/511**

(58) **Field of Classification Search**
USPC D7/510, 511, 509, 523, 608, 316, 317, D7/300.1, 376, 378, 412; 366/130, 247; 220/703, 592.16, 592.17, 739; 99/287; D23/209, 207; 210/205; D9/504, 556, D9/538, 776; D24/197

See application file for complete search history.

(56) **References Cited**

U.S. PATENT DOCUMENTS

D237,853 S * 12/1975 Katz D7/523
D249,111 S 8/1978 Geyer
D333,268 S * 2/1993 Arlinghaus et al. D9/538
D356,160 S 3/1995 Cautereels
D398,519 S * 9/1998 Keene D9/643
D437,229 S 2/2001 Andrew
D447,693 S * 9/2001 Warner et al. D9/776

D498,419 S * 11/2004 Martin D9/504
D501,133 S * 1/2005 Schuller et al. D9/689
D513,185 S * 12/2005 Ruiz D9/504
D516,428 S * 3/2006 Bezek et al. D9/502
D531,903 S 11/2006 Haubein
D571,213 S 6/2008 Le Bras-Brown et al.
D579,775 S 11/2008 Dixon et al.
D588,019 S * 3/2009 Diss D9/776
D596,501 S * 7/2009 Diss et al. D9/776
D604,991 S * 12/2009 Ablo D7/510
7,686,178 B2 * 3/2010 Grant et al. 215/384
D614,049 S * 4/2010 Diss et al. D9/776
D614,508 S * 4/2010 Hu D9/776
D620,754 S * 8/2010 Duke D7/510
D620,758 S 8/2010 Smiedt et al.
D621,660 S 8/2010 Smiedt et al.
D631,759 S * 2/2011 Diss et al. D9/774

(Continued)

Primary Examiner — Marianne Pandozzi

(74) *Attorney, Agent, or Firm* — Wood, Phillips, Katz, Clark & Mortimer

(57) **CLAIM**

The ornamental design for a drinking fluid bottle with lid and band, as shown and described.

DESCRIPTION

FIG. 1 is a top perspective view of a drinking fluid bottle with lid and band showing our new design with the drinking spout in closed position;

FIG. 2 is a top perspective view thereof with the drinking spout in open position;

FIG. 3 is a rear view of FIG. 1;

FIG. 4 is a front view of FIG. 1;

FIG. 5 is a left side view of FIG. 1;

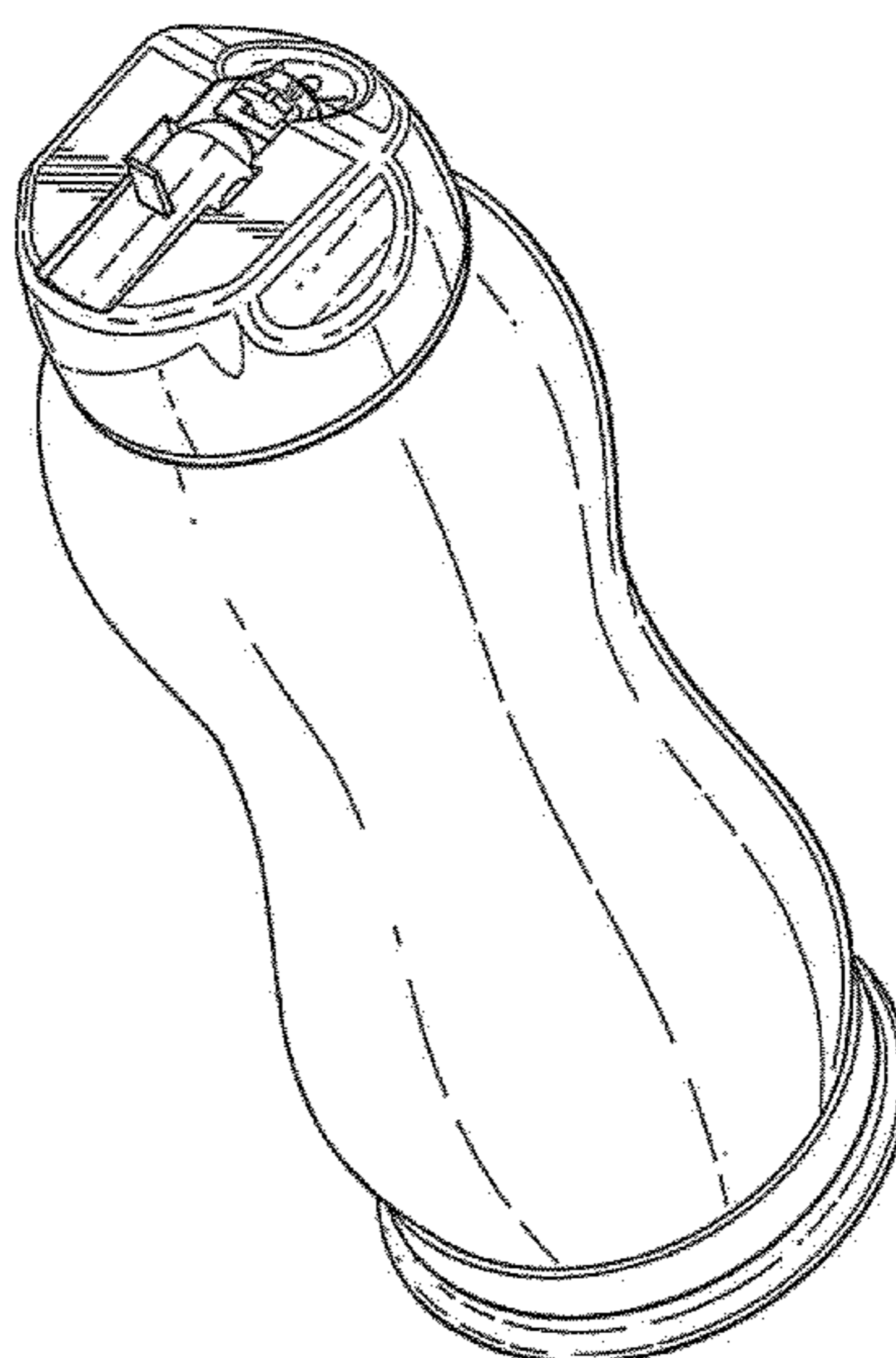
FIG. 6 is a right side view of FIG. 1;

FIG. 7 is a top plan view of FIG. 1; and,

FIG. 8 is a bottom plan view thereof.

The design inside the dashed line inside the outer perimeter of FIG. 8 is not a part of the claimed invention.

1 Claim, 4 Drawing Sheets



US D701,728 S

Page 2

(56)

References Cited

U.S. PATENT DOCUMENTS

D653,126 S *	1/2012	Murphy	D9/776	D674,497 S *	1/2013	Smith	D24/197
D659,473 S *	5/2012	Ghiassi	D7/510	D677,584 S *	3/2013	Murphy	D9/776
D663,210 S *	7/2012	Diss et al.	D9/516	D686,453 S *	7/2013	Smiedt et al.	D7/510
				D690,161 S *	9/2013	Garner	D7/510
				2008/0272134 A1 *	11/2008	Rohe	220/713

* cited by examiner

Fig. 1

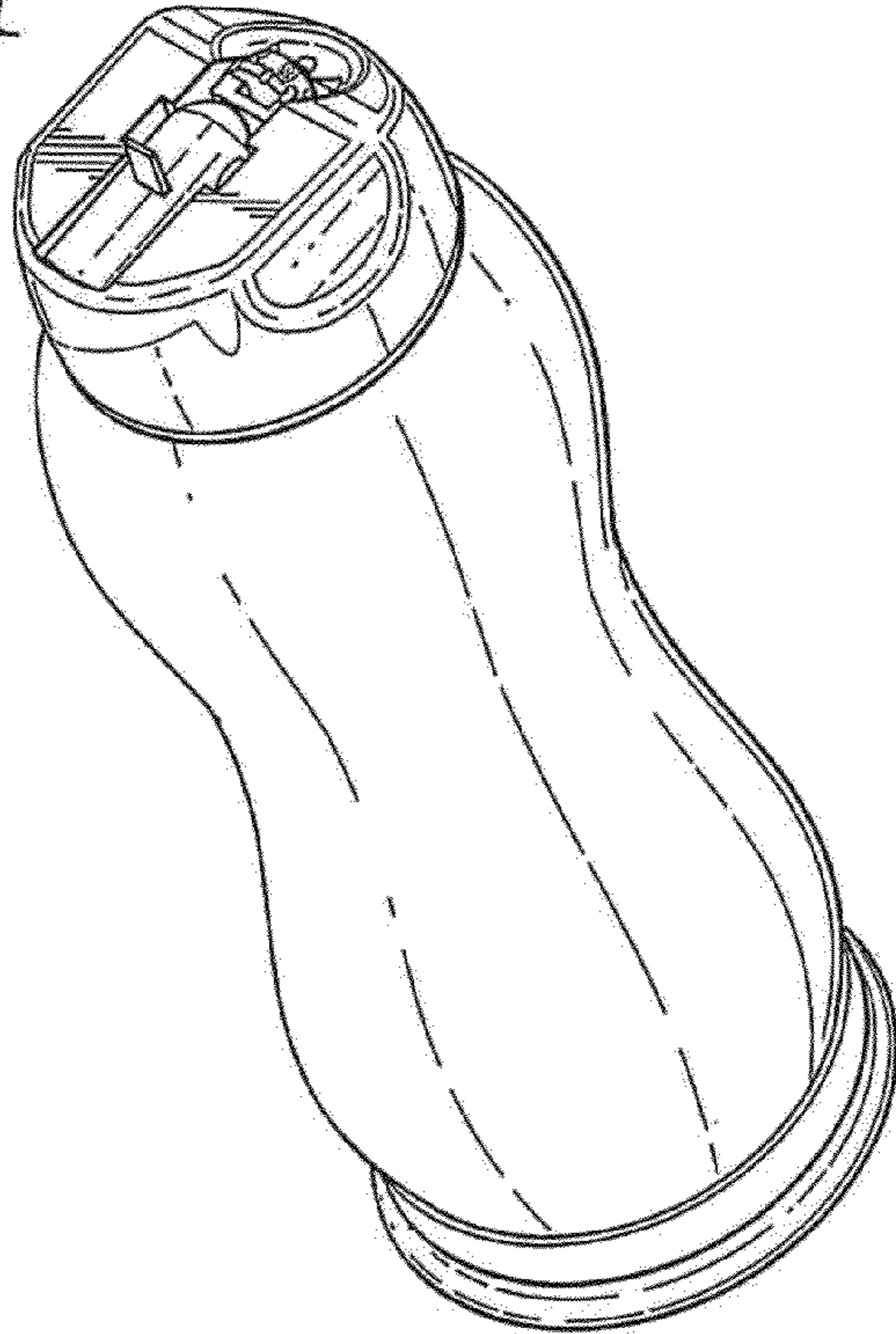


Fig. 2



Fig. 3

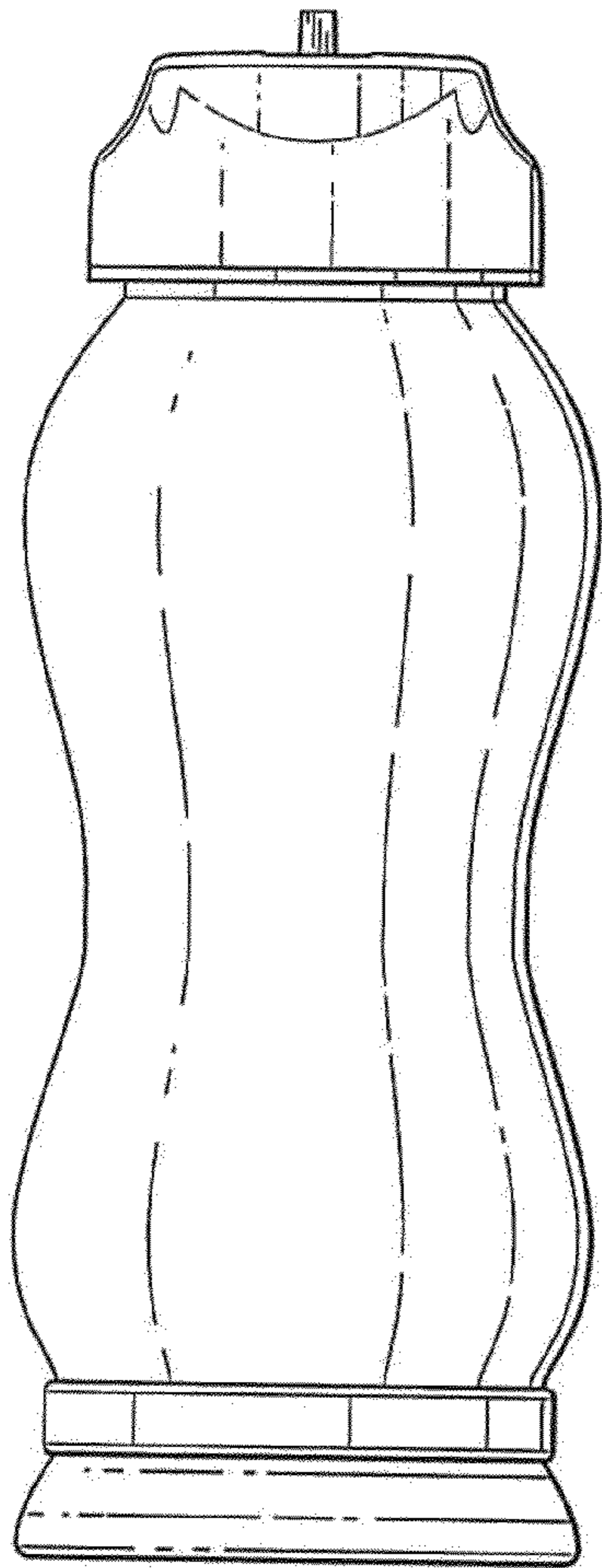


Fig. 4

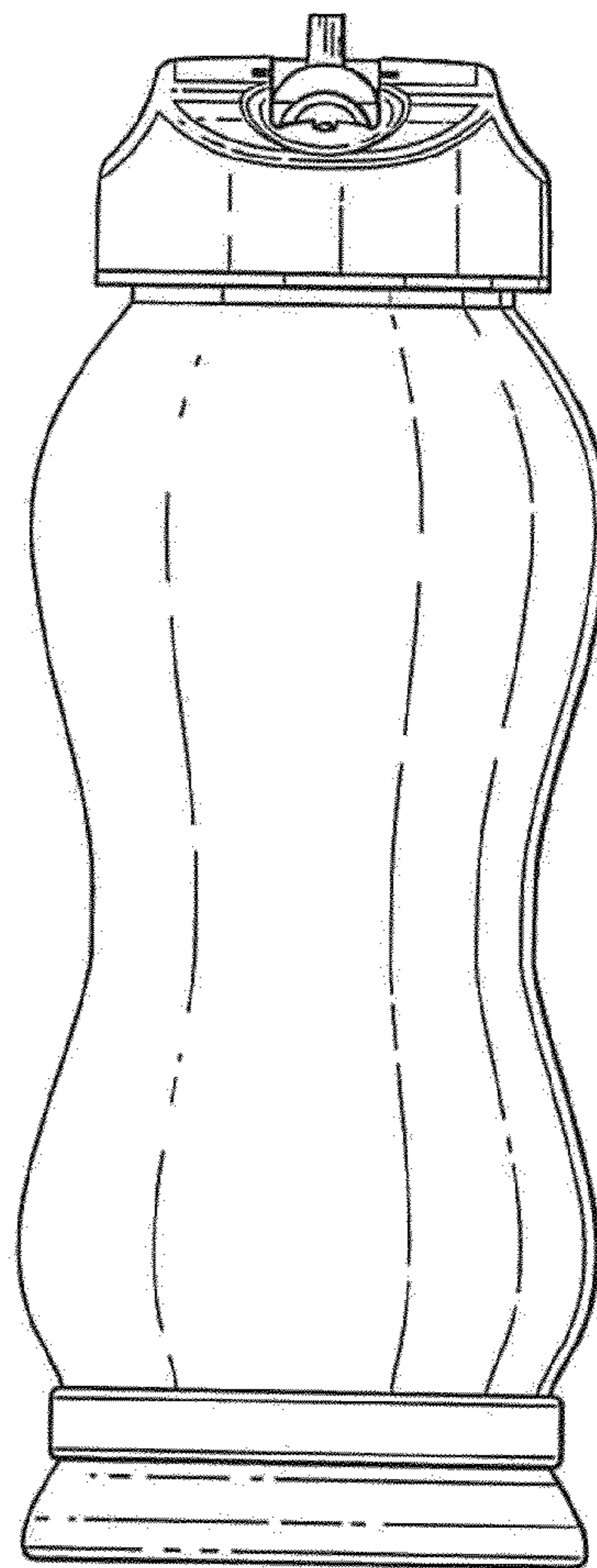


Fig. 5

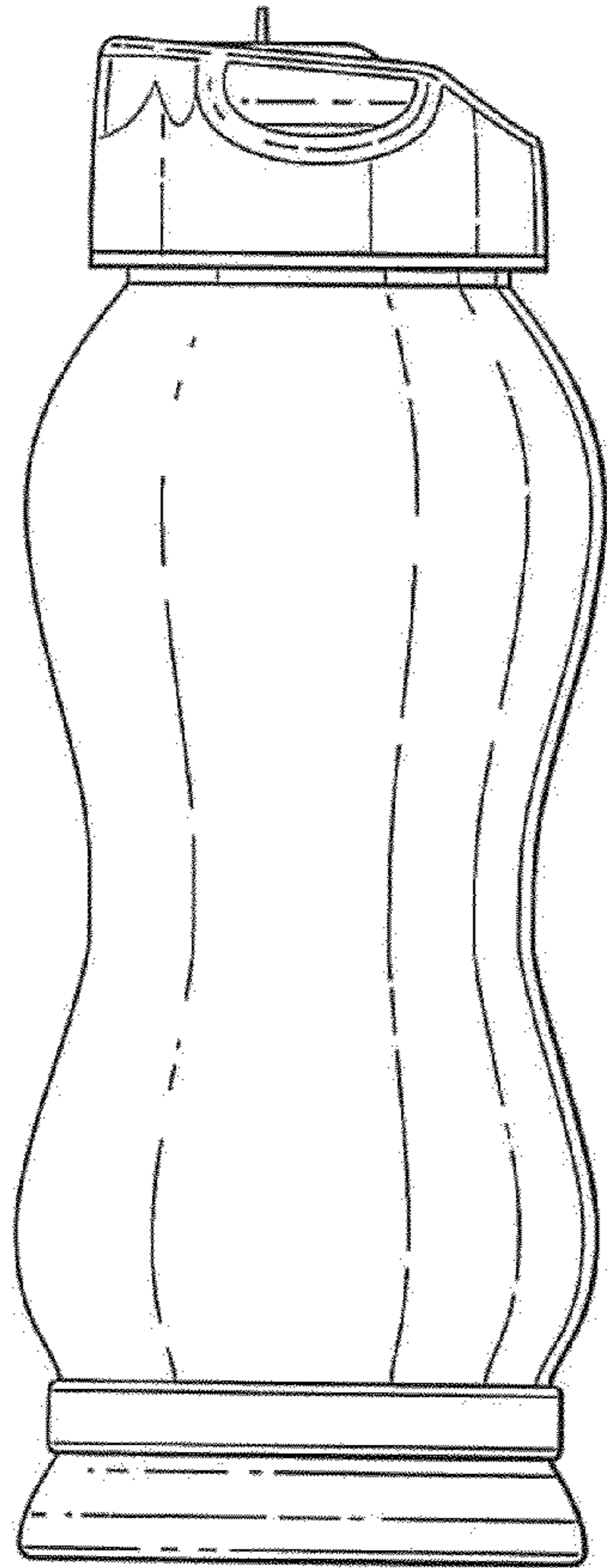


Fig. 6

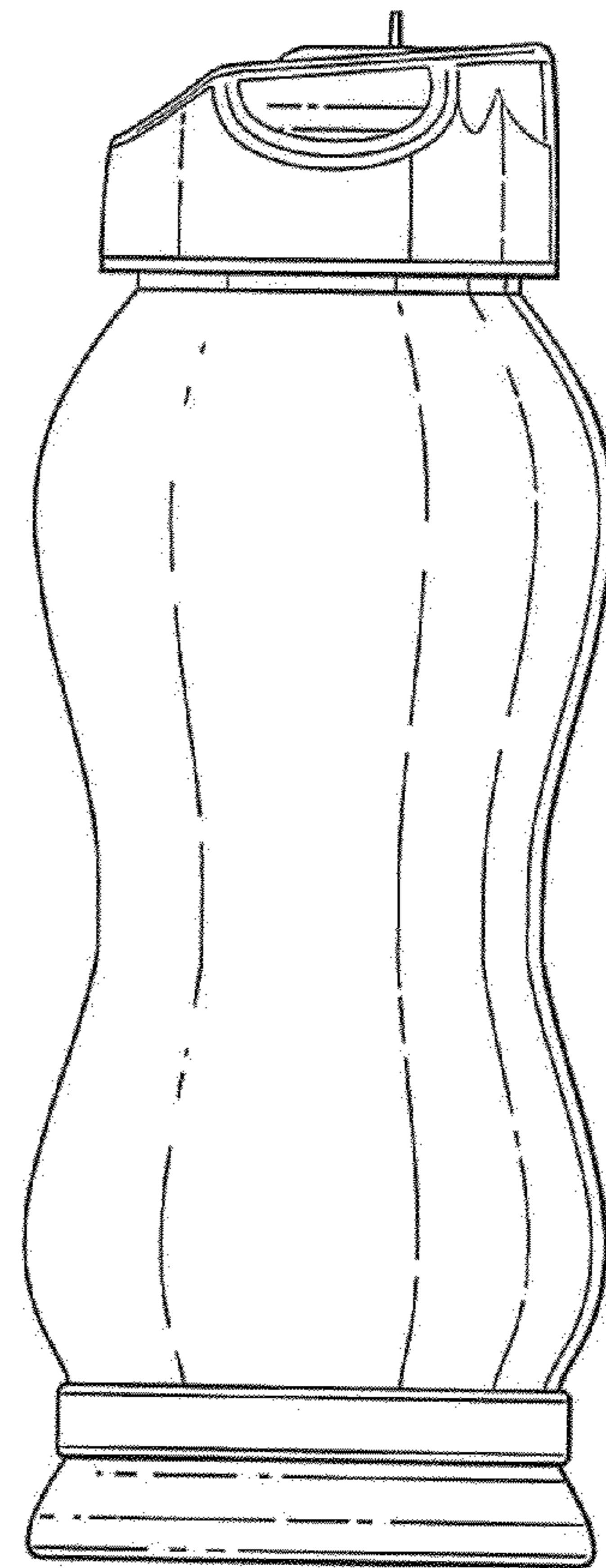


Fig. 7

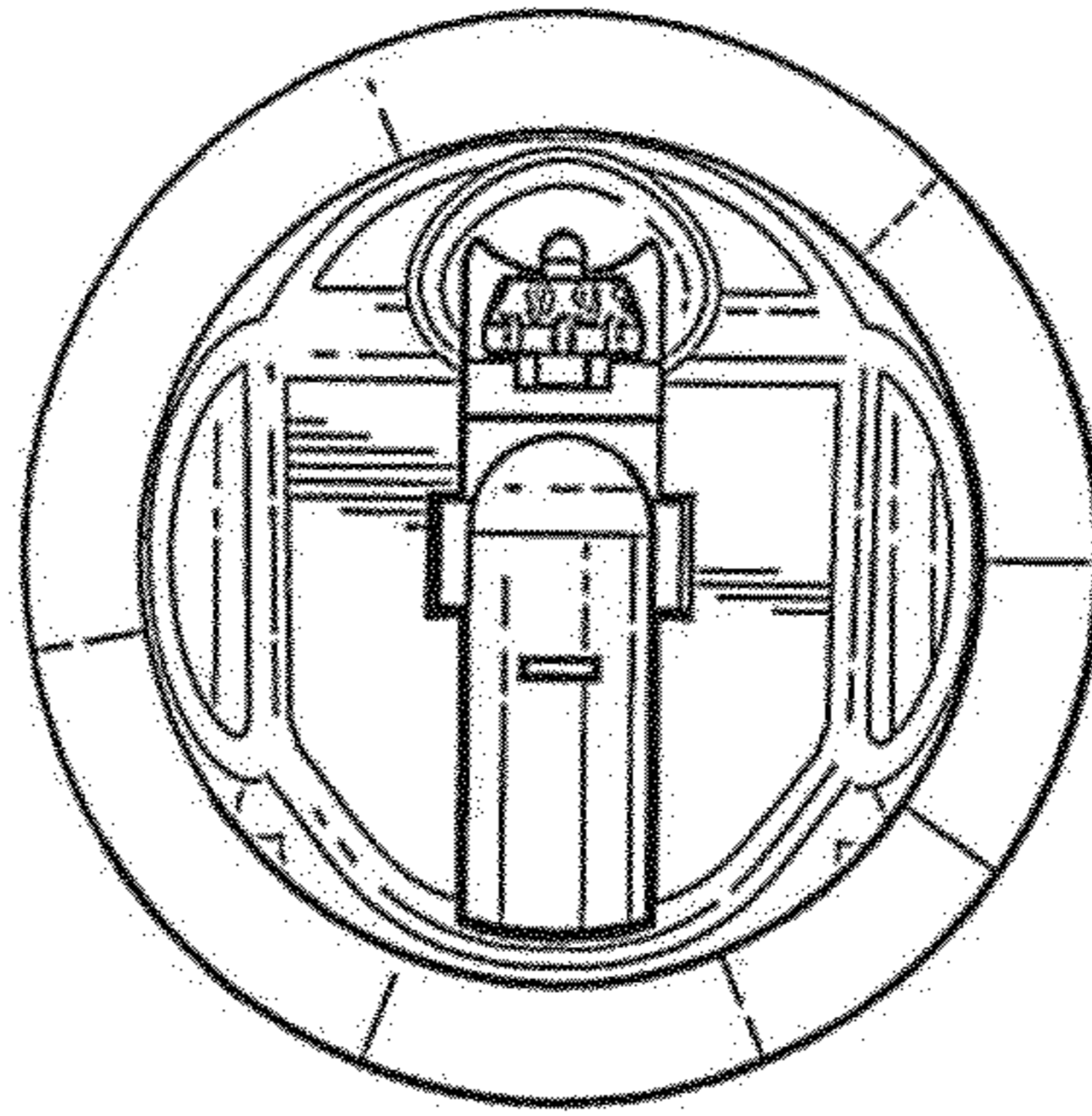


Fig. 8

