



US00D701715S

(12) **United States Design Patent**
Musheyev et al.

(10) **Patent No.:** **US D701,715 S**

(45) **Date of Patent:** **** *Apr. 1, 2014**

(54) **SQUARE JEWELRY DISPLAY PYRAMID**

(71) Applicants: **Boris Musheyev**, Flushing, NY (US);
Albert Musheyev, Flushing, NY (US)

(72) Inventors: **Boris Musheyev**, Flushing, NY (US);
Albert Musheyev, Flushing, NY (US)

(*) Notice: This patent is subject to a terminal disclaimer.

(**) Term: **14 Years**

(21) Appl. No.: **29/438,779**

(22) Filed: **Dec. 3, 2012**

(51) **LOC (10) Cl.** **06-06**

(52) **U.S. Cl.**
USPC **D6/682.6**

(58) **Field of Classification Search**
USPC D6/449, 460-461, 465-467, 469, 474,
D6/477-479, 677, 677.1, 677.2, 677.3,
D6/677.4, 677.5, 682.6; D7/501;
211/70.7-70.8, 13.1, 85.3, 134, 182,
211/86.01, 186-190; 248/519
See application file for complete search history.

(56) **References Cited**

U.S. PATENT DOCUMENTS

731,710 A * 6/1903 Renken 211/74
D157,024 S * 1/1950 Bacco D6/468
D221,220 S * 7/1971 Emmitt D24/227

D279,945 S * 8/1985 Zeischegg et al. D6/449
D304,554 S * 11/1989 Dinerman D11/147
D322,343 S * 12/1991 Percy D32/58
D322,344 S * 12/1991 Winkler D32/58
D360,782 S * 8/1995 Wright D6/467
D363,454 S * 10/1995 Simko D11/143
D371,233 S * 7/1996 Kelly D3/25
D376,559 S * 12/1996 Elsea D11/147
D460,295 S * 7/2002 Fissell et al. D6/467
D465,891 S * 11/2002 Brown D32/55
D598,127 S * 8/2009 Lea D24/227
D634,909 S * 3/2011 Guthrie D32/55
D637,815 S * 5/2011 Hsieh D3/313
D645,274 S * 9/2011 Terada D6/416

* cited by examiner

Primary Examiner — Kelley Donnelly

(74) *Attorney, Agent, or Firm* — Edward N Gewirtz

(57) **CLAIM**

The ornamental design for a square jewelry display pyramid, as shown and described.

DESCRIPTION

FIG. 1 is a perspective view of a square jewelry display pyramid.
FIG. 2 is a front elevation view of a square jewelry display pyramid. The back view being identical to the front view.
FIG. 3 is a side elevation view thereof, the opposite side view being the same.
FIG. 4 is a top view thereof; and,
FIG. 5 is a bottom view thereof.

1 Claim, 4 Drawing Sheets

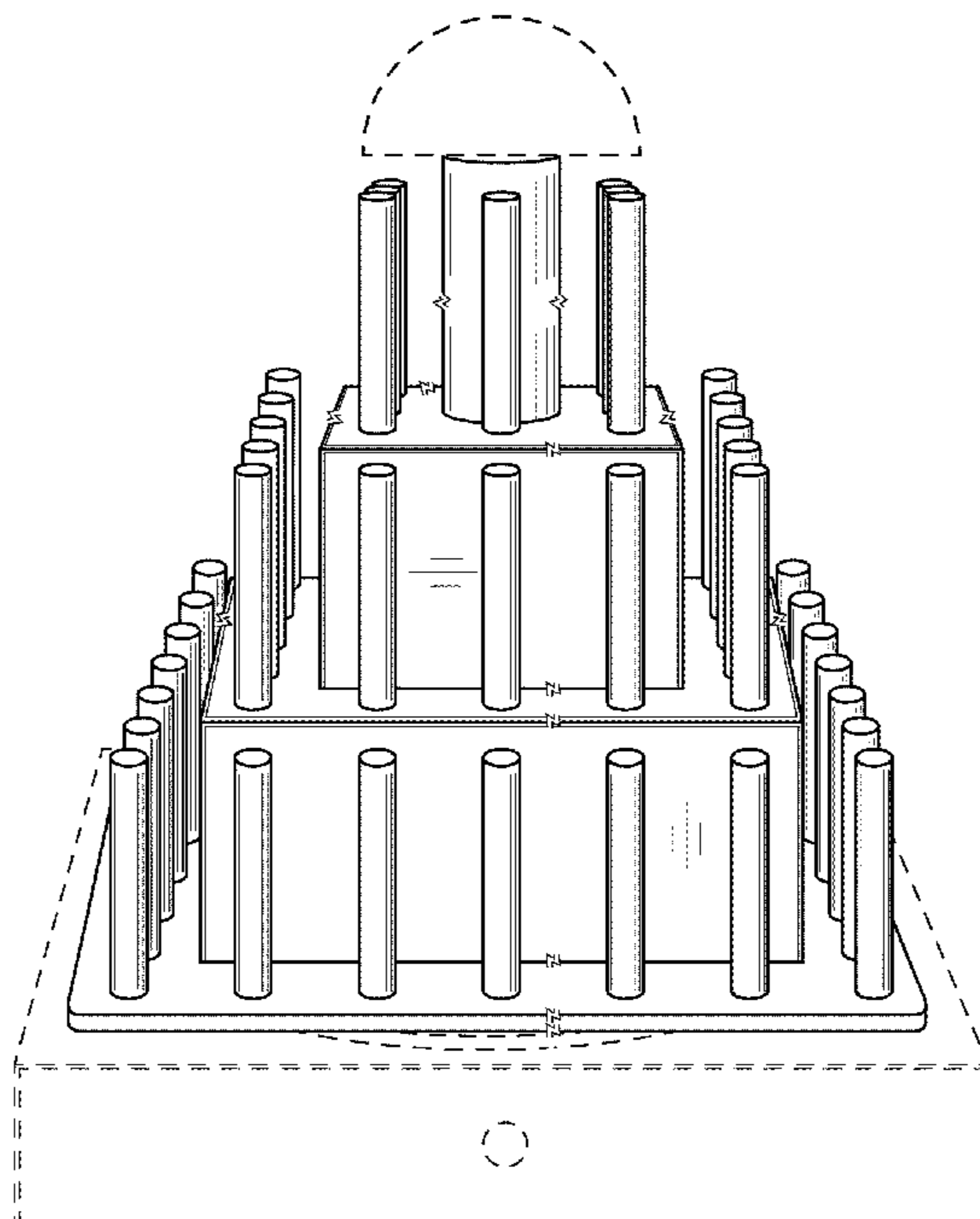


FIG. 1

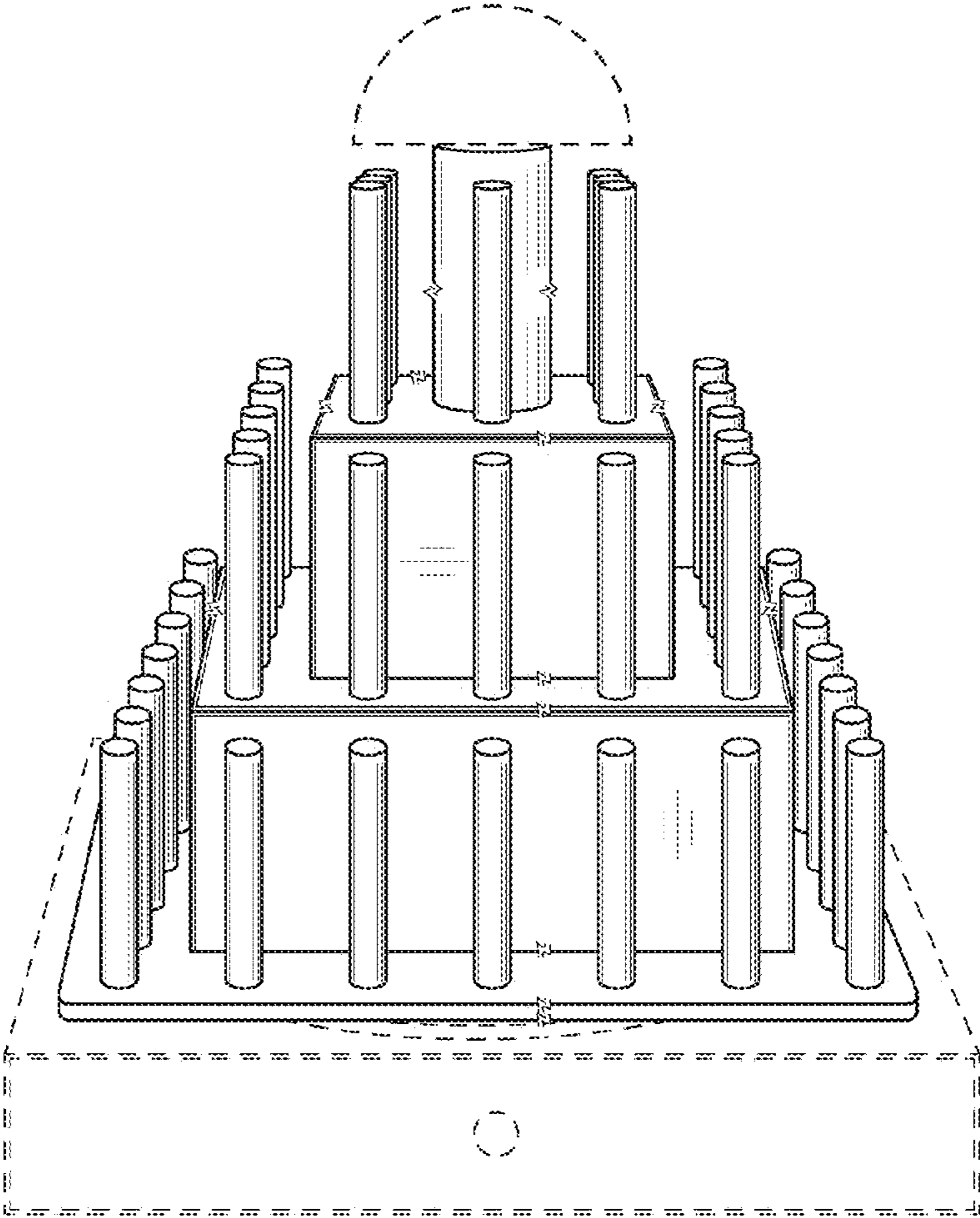


FIG. 3

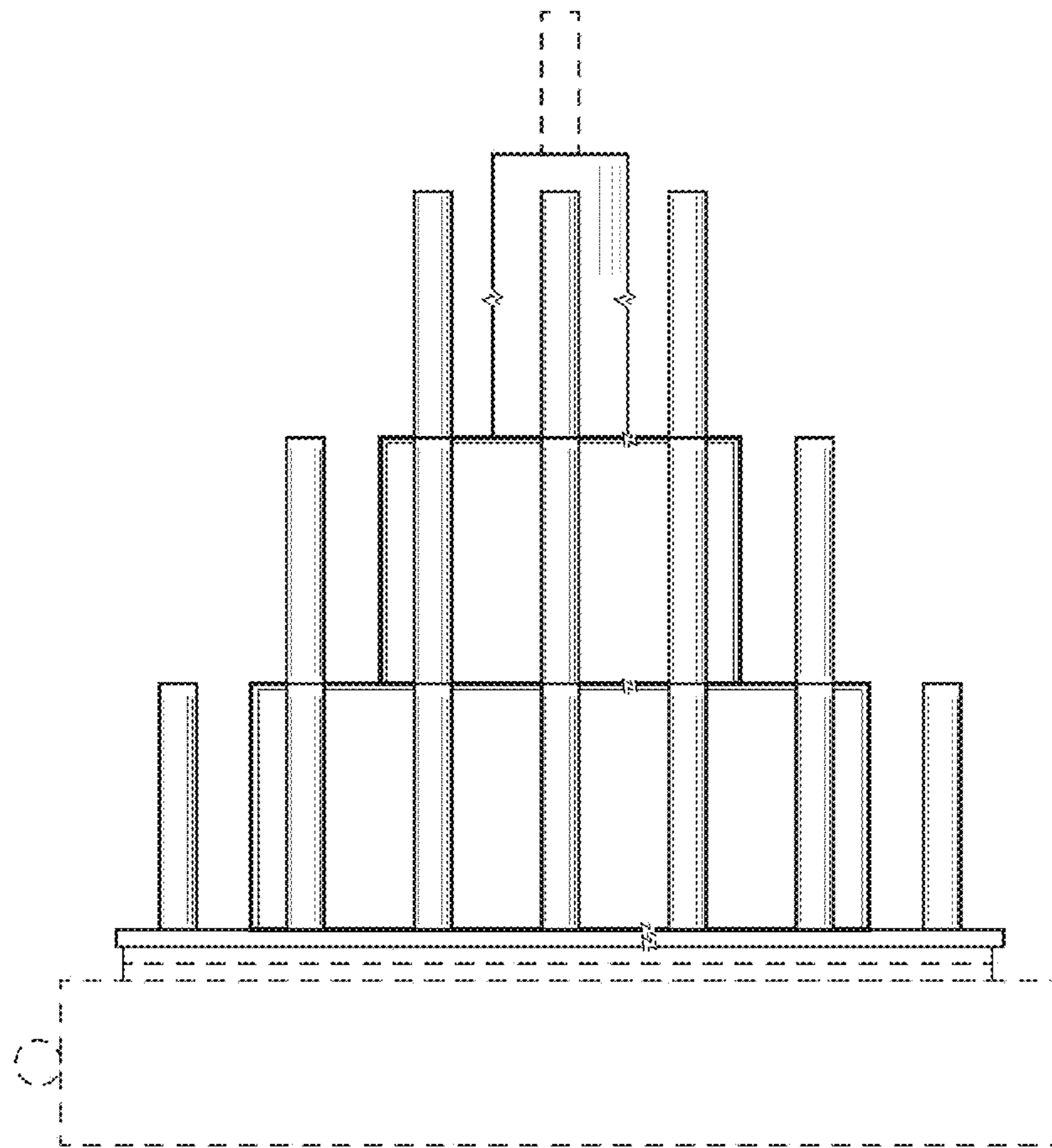


FIG. 4

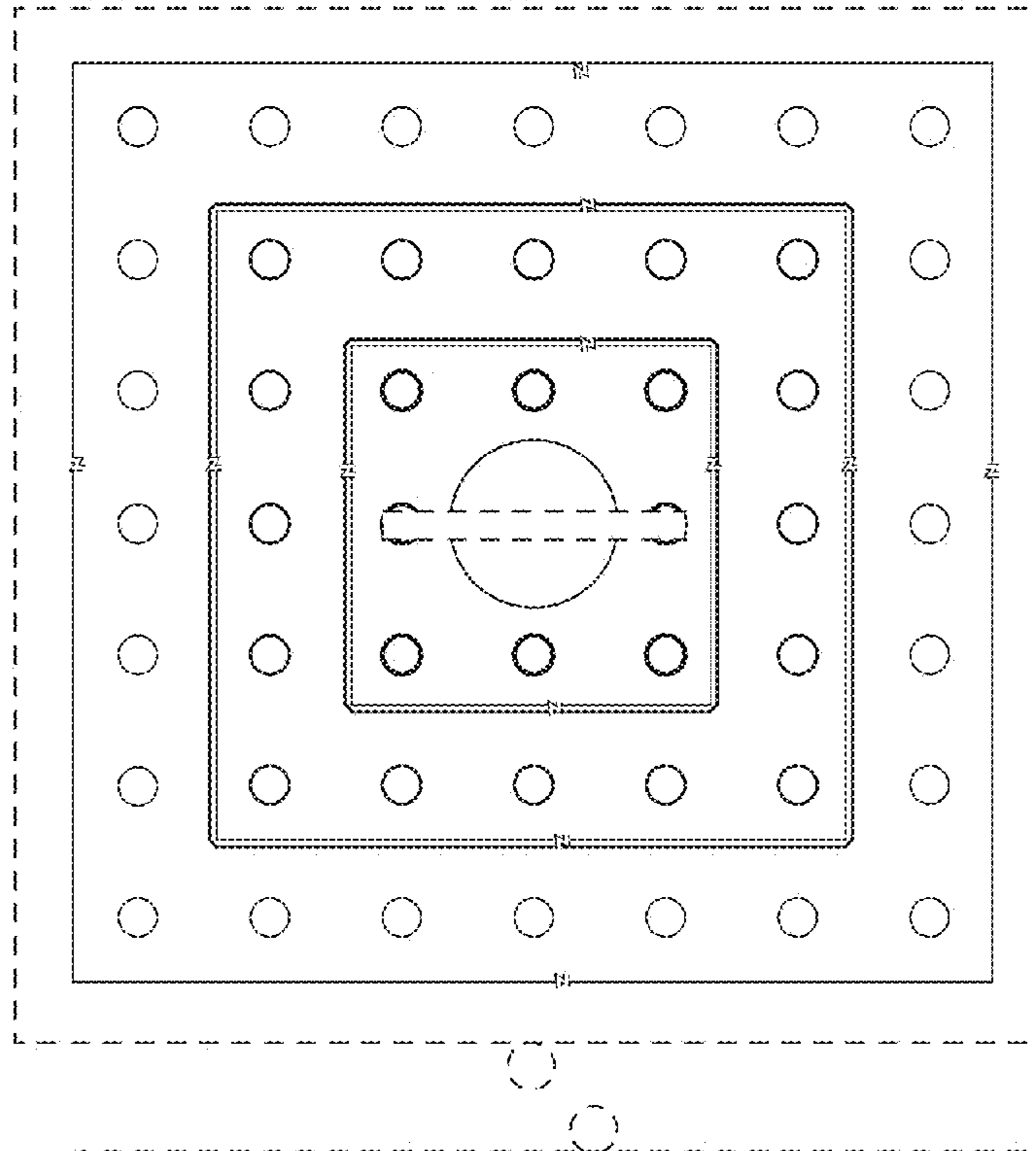


FIG. 5

