



US00D701702S

(12) **United States Design Patent**
Lovern

(10) **Patent No.:** **US D701,702 S**
(45) **Date of Patent:** **** Apr. 1, 2014**

(54) **JERSEY FRAME**

(71) Applicant: **Charles Lovern**, Lilburn, GA (US)

(72) Inventor: **Charles Lovern**, Lilburn, GA (US)

(**) Term: **14 Years**

(21) Appl. No.: **29/450,285**

(22) Filed: **Mar. 15, 2013**

(51) **LOC (10) Cl.** **06-07**

(52) **U.S. Cl.**
USPC **D6/303**

(58) **Field of Classification Search**
USPC D6/300–313, 444; D2/717; 40/700,
40/734, 736; D20/10

See application file for complete search history.

(56) **References Cited**

U.S. PATENT DOCUMENTS

D144,302 S *	4/1946	Fisher	D6/303
D344,636 S *	3/1994	Hunter	D6/303
D367,965 S *	3/1996	Baker	D6/303
D537,638 S *	3/2007	Kamioka	D6/303
D623,866 S *	9/2010	Shaha	D6/300
D655,517 S *	3/2012	Chiu	D6/308
D682,561 S *	5/2013	Ferris et al.	D6/303
D688,048 S *	8/2013	Lovern	D6/303

OTHER PUBLICATIONS

[http://shop.arkansasrazorbacks.com/search/frames/pg/2/ps/32/so/searchrelevancesortorder 2013](http://shop.arkansasrazorbacks.com/search/frames/pg/2/ps/32/so/searchrelevancesortorder%202013) , Arkansas Razorbacks Jersey Picture Frame—Cardinal.*

* cited by examiner

Primary Examiner — Cathron Brooks

Assistant Examiner — Sydney R Buffalow

(74) *Attorney, Agent, or Firm* — Maristyn Law LLC; Lynda F. Kouroupis

(57) **CLAIM**

The ornamental design for a jersey frame, as shown and described.

DESCRIPTION

FIG. 1 is a perspective view of my ornamental design for a jersey frame.

FIG. 2 is a front elevation view of the jersey frame of FIG. 1.

FIG. 3 is a rear elevation view of the jersey frame of FIG. 1.

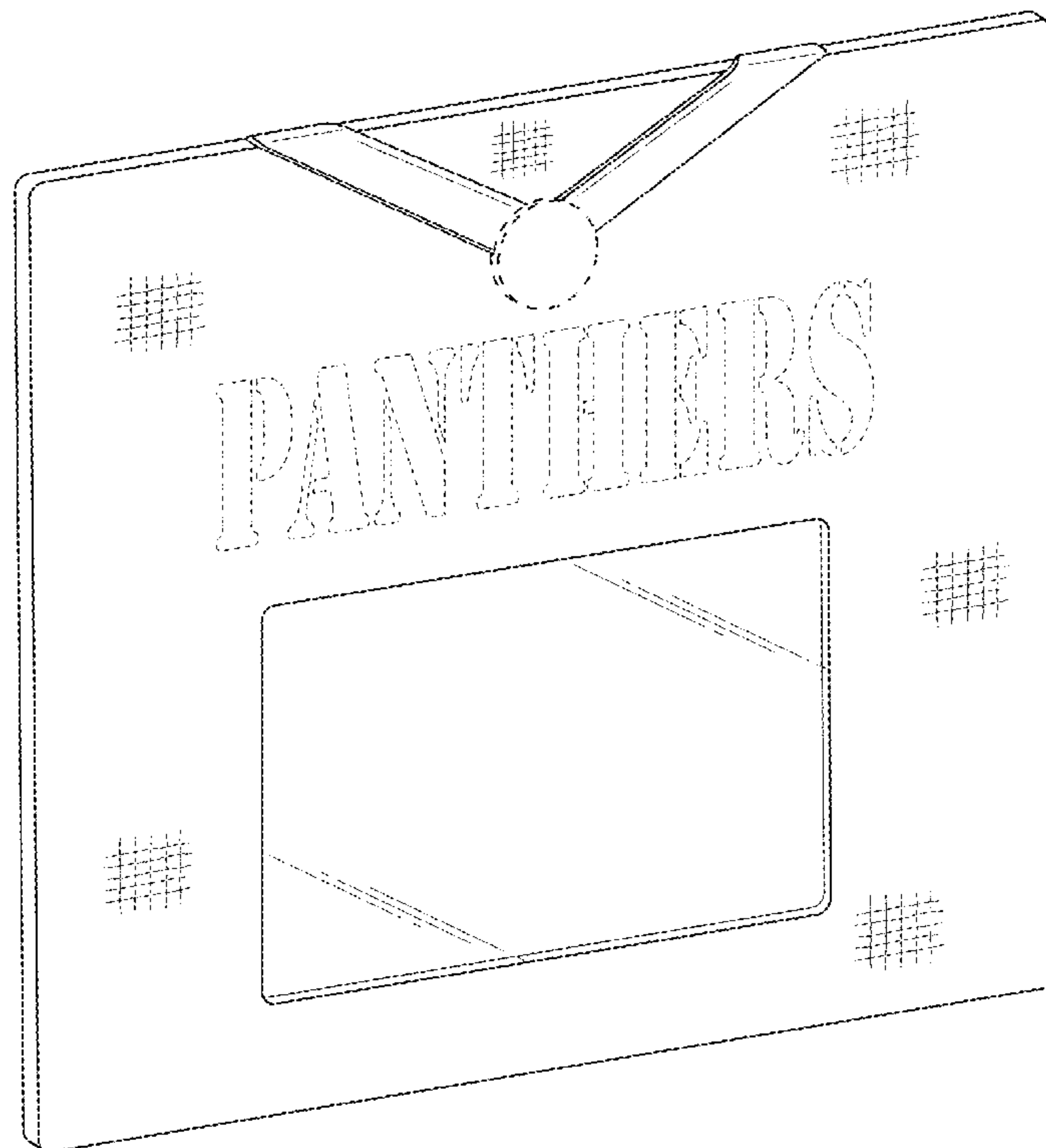
FIG. 4 is a left side elevation view of the jersey frame of FIG. 1.

FIG. 5 is a right side elevation view of the jersey frame of FIG. 1.

FIG. 6 is a top plan view of the jersey frame of FIG. 1; and, FIG. 7 is a bottom plan view of the jersey frame of FIG. 1.

The broken lines shown in the drawings are directed to portions shown for environmental purposes that form no part of the claimed design.

1 Claim, 5 Drawing Sheets






FIG. 1

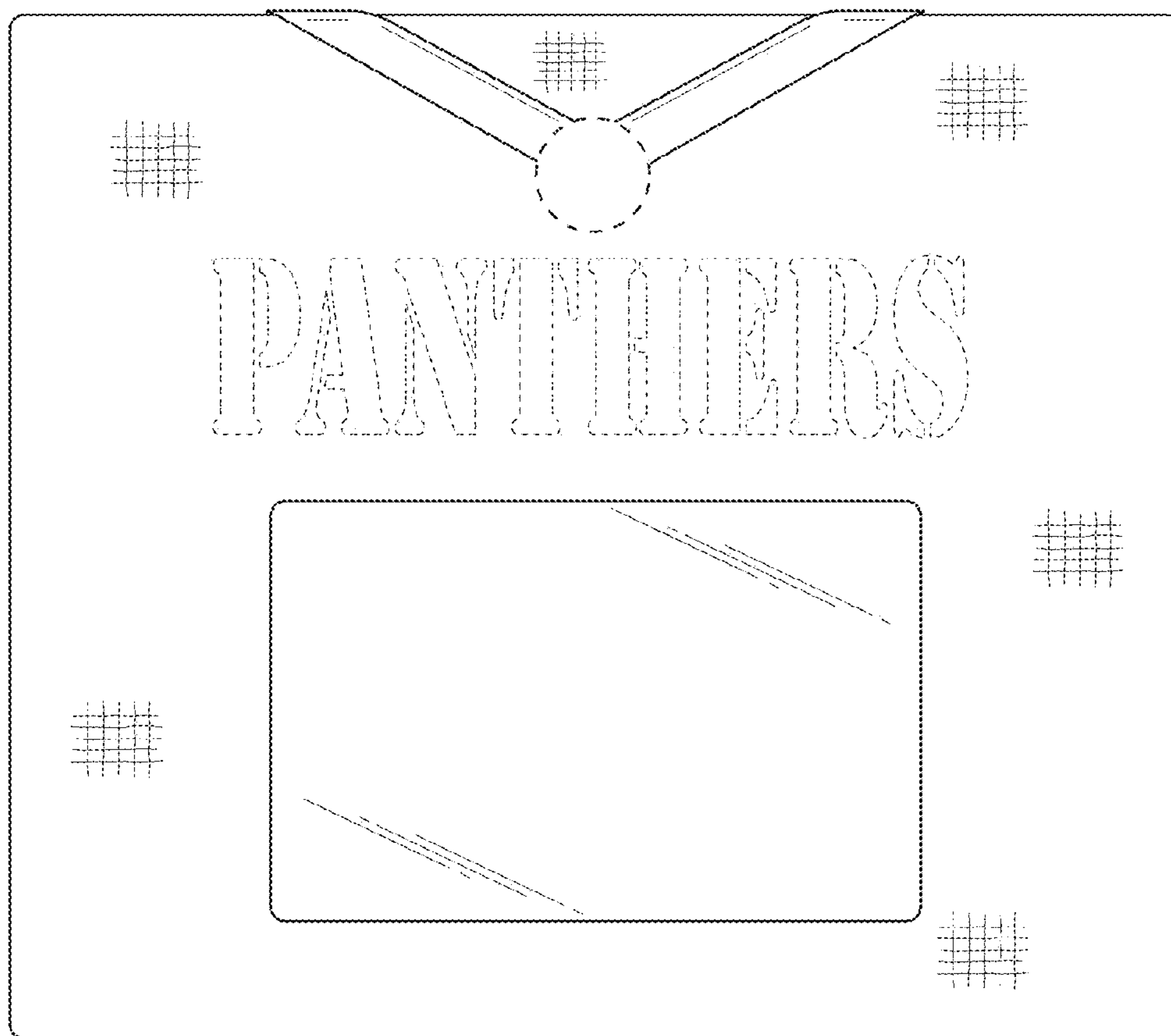


FIG.2

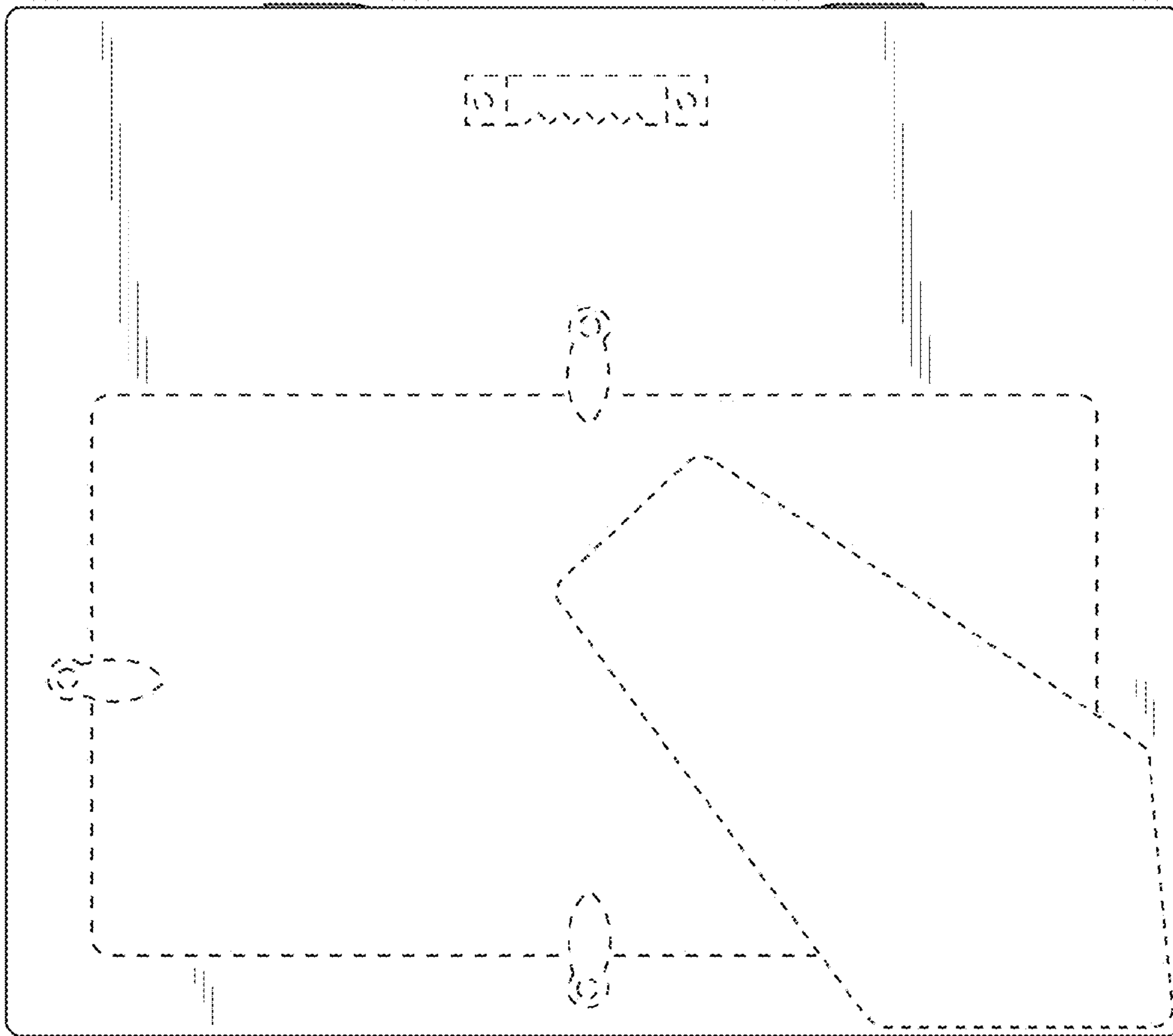


FIG. 3

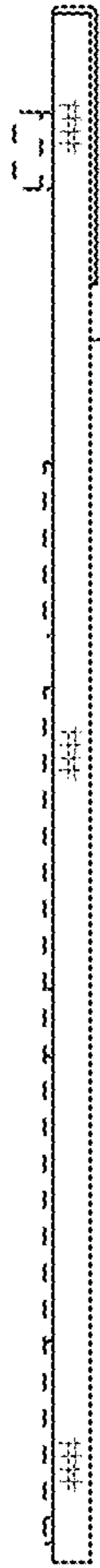


FIG. 4

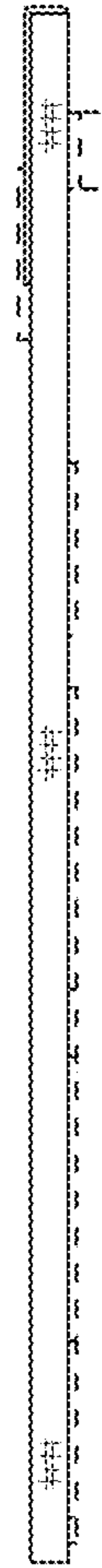


FIG. 5




FIG. 6




FIG. 7