



US00D701686S

(12) **United States Design Patent**
Holloway et al.

(10) **Patent No.:** **US D701,686 S**

(45) **Date of Patent:** **** Apr. 1, 2014**

(54) **FOOTWEAR**

(75) Inventors: **Simon Holloway**, London (GB); **Sandra Choi**, London (GB); **Nicholas LaRusso**, London (GB); **Elisabeth Guers-Neyraud**, Paris (FR)

(73) Assignee: **J. Choo Limited**, London (GB)

(**) Term: **14 Years**

(21) Appl. No.: **29/425,968**

(22) Filed: **Jun. 28, 2012**

(30) **Foreign Application Priority Data**

Mar. 7, 2012 (EM) 002004424-0015

(51) **LOC (10) CL.** **02-99**

(52) **U.S. CL.**
USPC **D2/971**

(58) **Field of Classification Search**
USPC D2/896, 925-942, 946, 969, 971; 36/1, 36/83, 8.3, 11.5, 45-58, 104, 108, 76 R
See application file for complete search history.

(56) **References Cited**

U.S. PATENT DOCUMENTS

D106,547 S * 10/1937 Sutton D2/942
D110,427 S 7/1938 Benjamin
D113,390 S 2/1939 Maling

D113,391 S * 2/1939 Maling D2/927
D119,885 S * 4/1940 Lippert D2/927
2,510,236 A * 6/1950 Kutcher 36/11.5
D254,398 S * 3/1980 Finn D2/908
D254,457 S 3/1980 Finn
D333,549 S * 3/1993 Schoening, Jr. D2/935
D605,394 S * 12/2009 Guers-Neyraud D2/971
D632,065 S * 2/2011 Issler D2/971
D672,539 S * 12/2012 Della Valle et al. D2/927
D672,540 S * 12/2012 Lagerfeld D2/935

* cited by examiner

Primary Examiner — Dominic Simone

(74) *Attorney, Agent, or Firm* — Fross Zelnick Lehrman & Zissu, P.C.; Lawrence E. Apolzon, Esq.

(57) **CLAIM**

The ornamental design for footwear, as shown and described.

DESCRIPTION

FIG. 1 is a front perspective view of a shoe showing my footwear design;
FIG. 2 is a left side view of the footwear shown in FIG. 1;
FIG. 3 is a right side view of the footwear shown in FIG. 1;
FIG. 4 is a front view of the footwear shown in FIG. 1;
FIG. 5 is a rear view of the footwear shown in FIG. 1; and,
FIG. 6 is a top view of the footwear shown in FIG. 1.
The broken line showing of the zipper, laces and eyelets, footbed, and portion of the front of the footwear are shown for environmental purposes and form no part of the claimed design.

1 Claim, 6 Drawing Sheets





FIG. 1



FIG. 2



FIG. 3

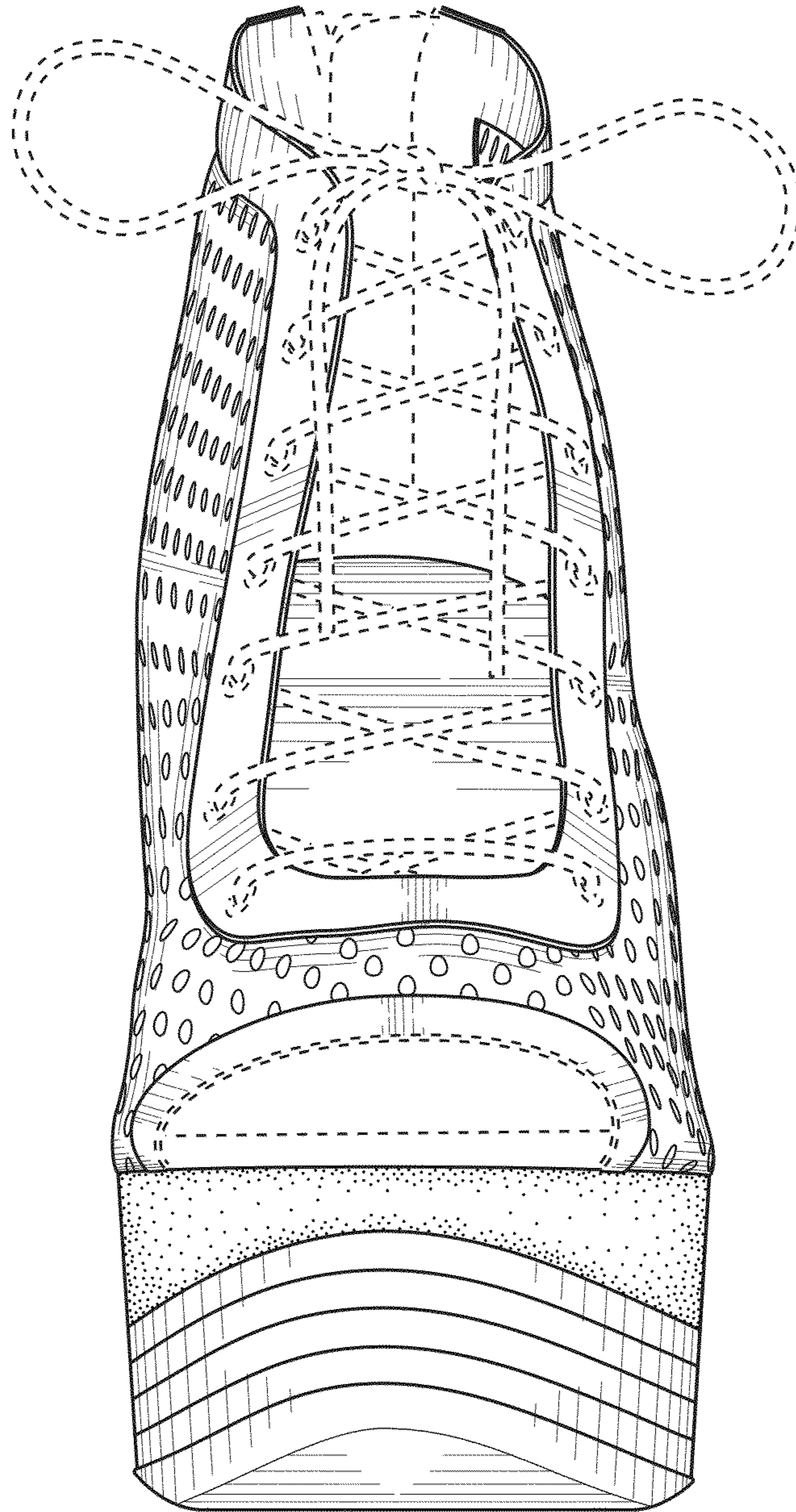


FIG. 4

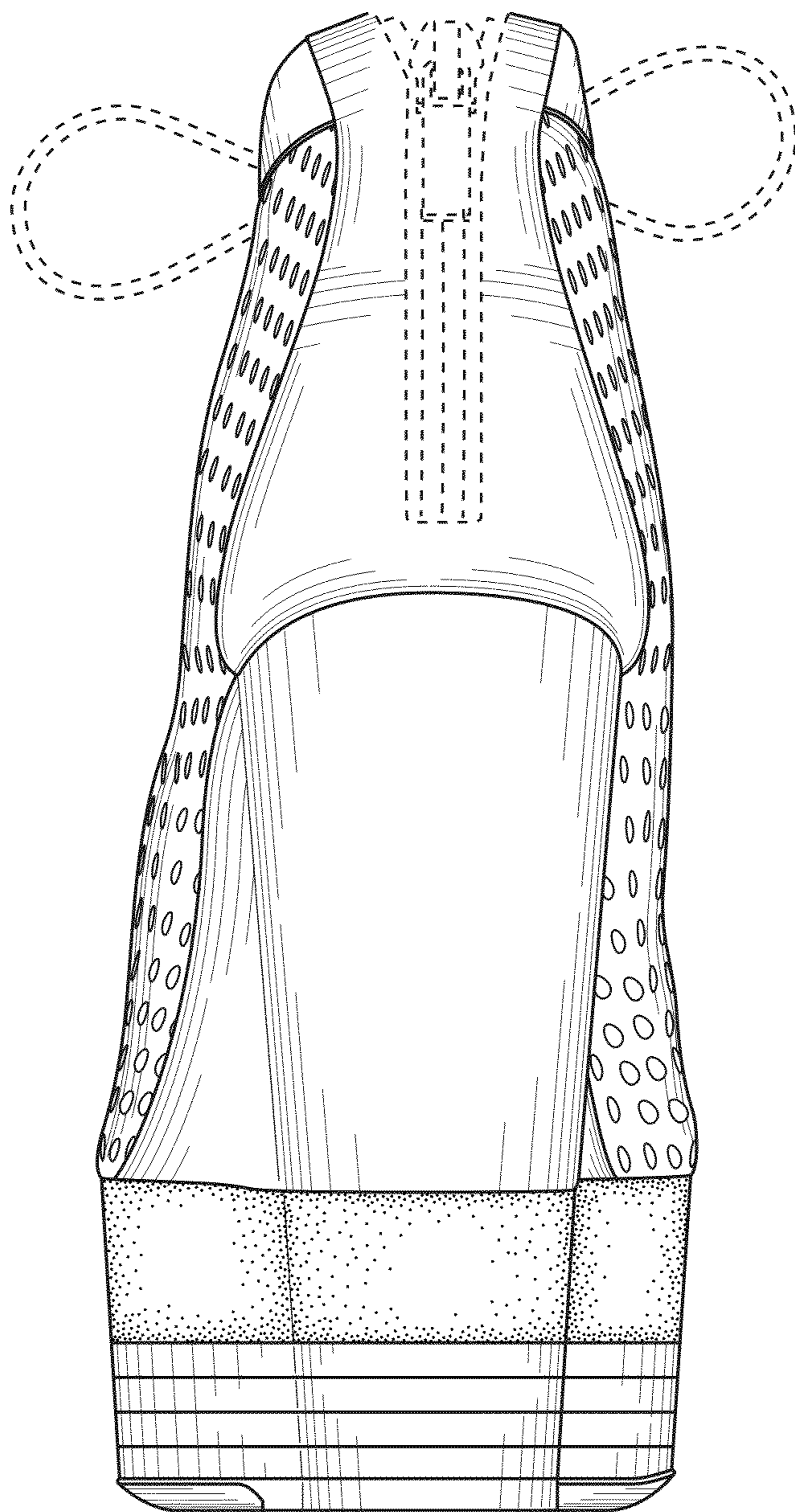


FIG. 5

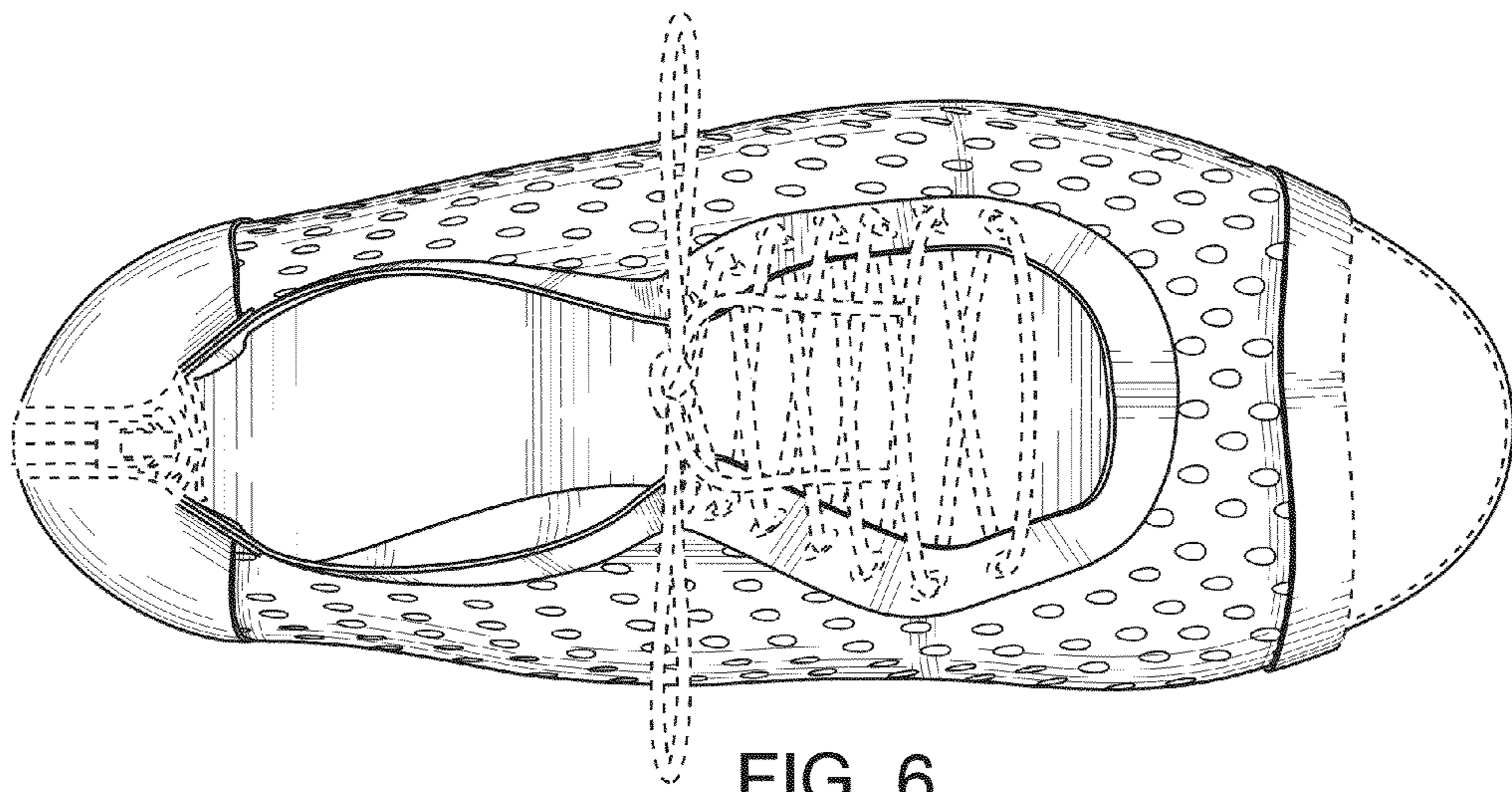


FIG. 6