



US00D701678S

(12) **United States Design Patent**
Burnett

(10) **Patent No.:** **US D701,678 S**
(45) **Date of Patent:** **** Apr. 1, 2014**

(54) **COMBINATION PLUSH TOY HAT AND
PACIFIER HOLDER**

(71) Applicant: **Melissa Burnett**, Woodland Hills, CA
(US)

(72) Inventor: **Melissa Burnett**, Woodland Hills, CA
(US)

(**) Term: **14 Years**

(21) Appl. No.: **29/455,248**

(22) Filed: **May 17, 2013**

(51) **LOC (10) Cl.** **02-03**

(52) **U.S. Cl.**
USPC **D2/870; D24/199**

(58) **Field of Classification Search**
USPC D2/865, 868, 869, 870, 871, 872, 873,
D2/874, 887, 891, 892, 895; D21/611,
D21/612, 613, 659, 660; D24/199; 2/171,
2/171.02, 209.12, 195.1, 200.1;
273/DIG. 17; 446/27, 321
See application file for complete search history.

(56) **References Cited**

U.S. PATENT DOCUMENTS

966,127	A *	8/1910	Samstag	446/321
D169,968	S *	7/1953	Feldman	D2/872
2,735,109	A *	2/1956	Feldman	2/172
D214,660	S *	7/1969	Szombathy	D2/870
4,268,918	A *	5/1981	Lee	2/172
D269,025	S *	5/1983	Hoerlein	D21/613
D269,026	S *	5/1983	Hoerlein	D21/613
D389,291	S *	1/1998	Sterrett	D2/870
D422,398	S *	4/2000	Jones	D2/869

D430,386	S *	9/2000	Necatera	D2/869
D513,834	S *	1/2006	Henderson et al.	D2/869
D524,013	S *	7/2006	Henderson	D2/894
D588,784	S *	3/2009	Cho	D2/872
D663,105	S *	7/2012	Selivon	D2/870
D679,073	S *	4/2013	Sherman	D2/869
D683,109	S *	5/2013	Wingard	D2/872
8,505,116	B2 *	8/2013	Strong	2/200.1

* cited by examiner

Primary Examiner — Karen E Eldridge Powers
(74) *Attorney, Agent, or Firm* — QuickPatents; Kevin Prince

(57) **CLAIM**

I claim the ornamental design for a combination plush toy hat and pacifier holder, as shown and described.

DESCRIPTION

FIG. 1 is a perspective view of a combination plush toy hat and pacifier holder, showing my new design with a pair of arms each terminating in an attachment strap, one in an open position and one in a partially closed position;
FIG. 2 is a front elevational view thereof, each attachment strap in a fully closed position;
FIG. 3 is a rear elevational view of the claimed design as shown in FIG. 2;
FIG. 4 is a left-side elevation view of the claimed design as shown in FIG. 2, the right-side elevational view being a mirror image thereof;
FIG. 5 is a top plan view of the claimed design as shown in FIG. 2; and,
FIG. 6 is a bottom plan view of the claimed design as shown in FIG. 2.
The broken lines showing a person and a pacifier in FIG. 1 depict environmental matter and form no part of the claimed design.

1 Claim, 4 Drawing Sheets






FIG. 1

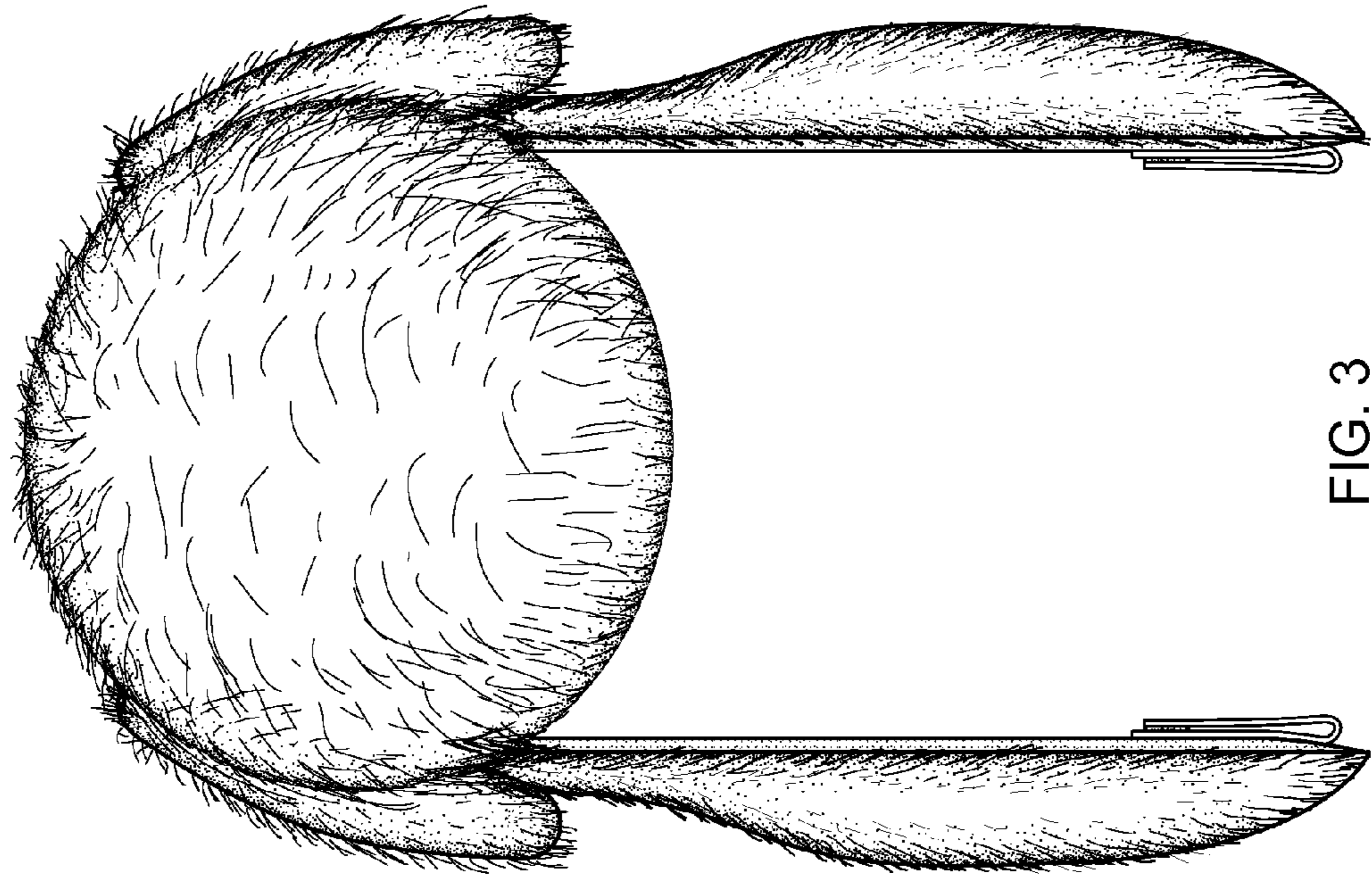


FIG. 3

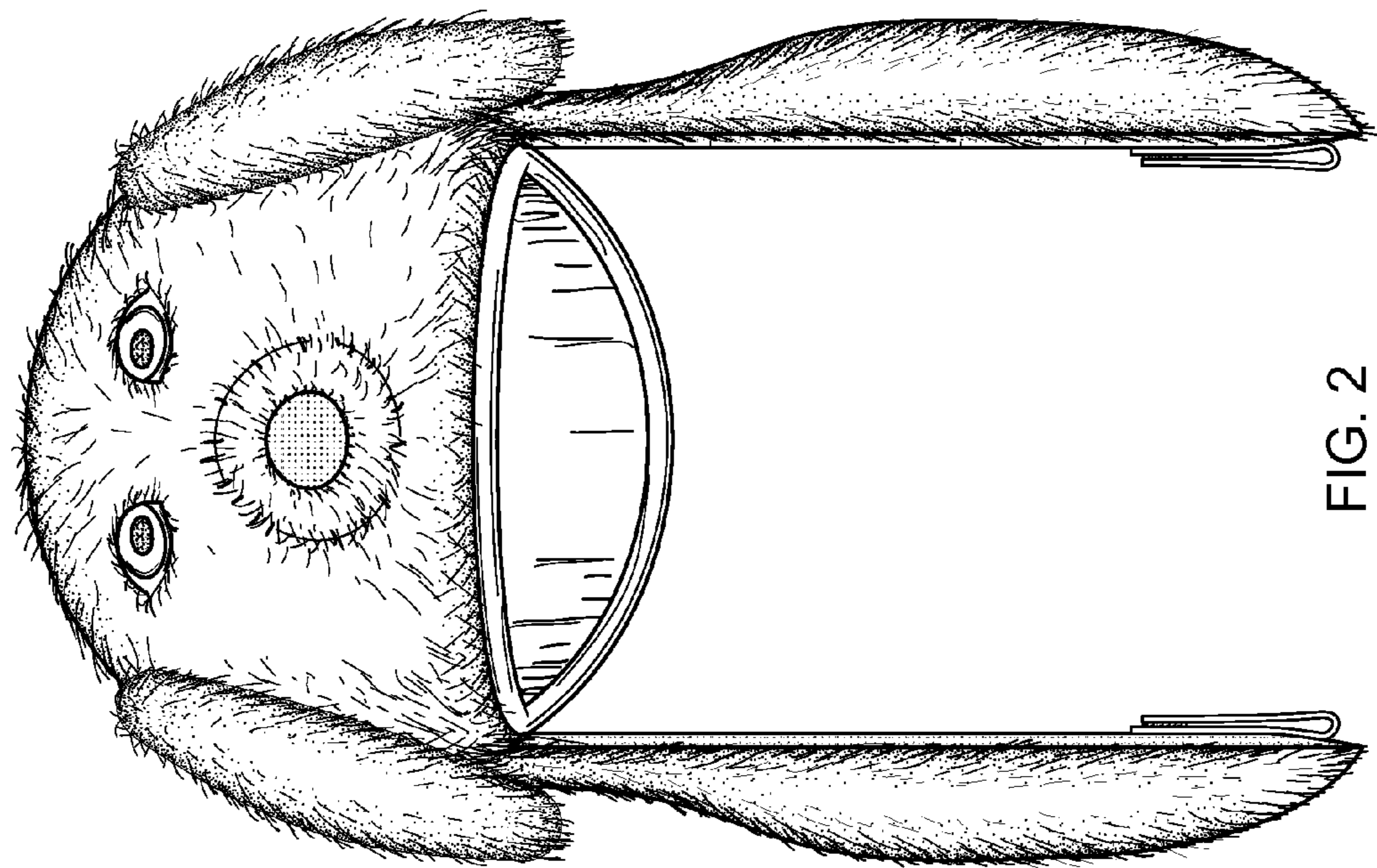


FIG. 2




FIG. 4

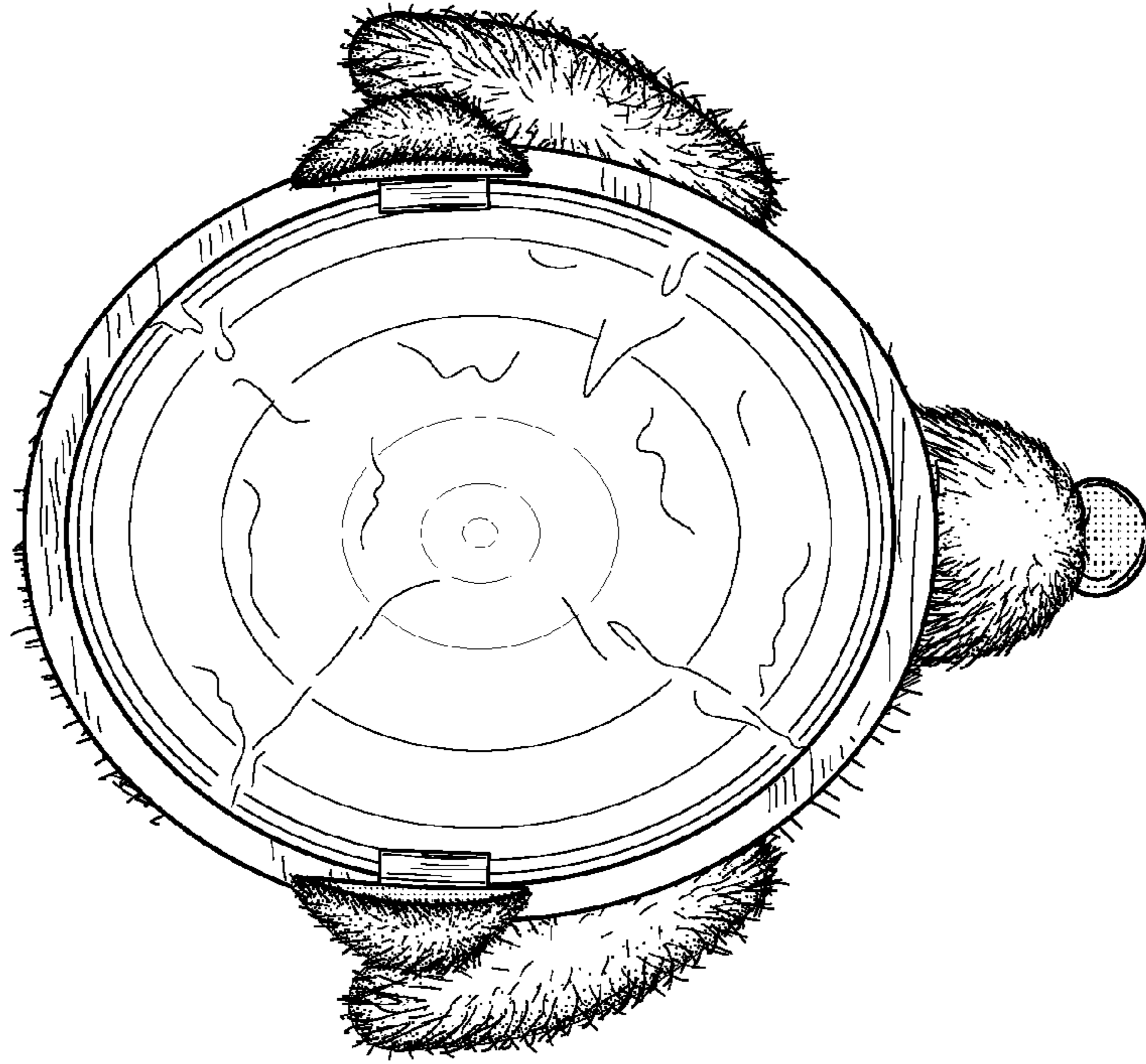


FIG. 6

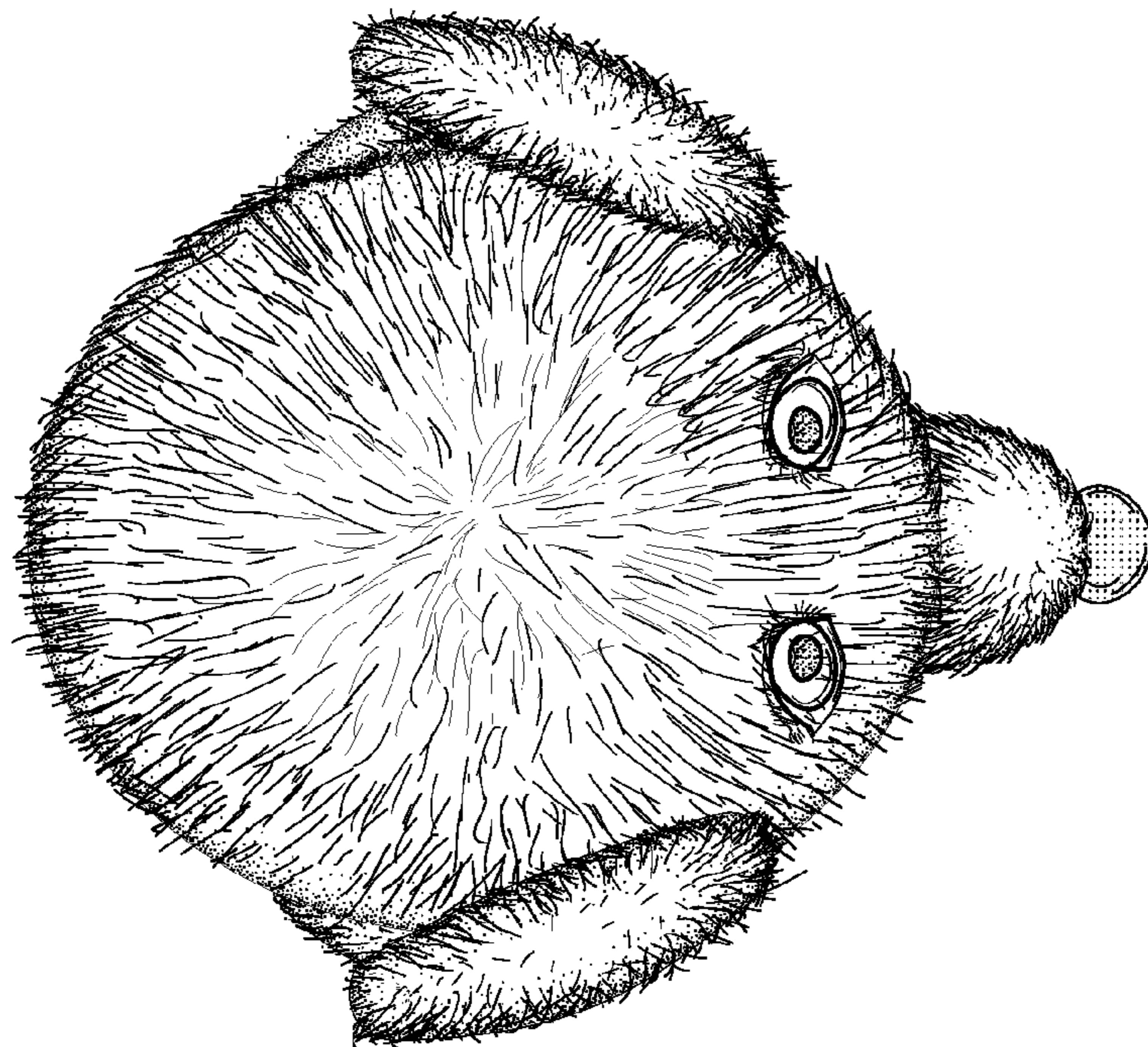


FIG. 5