



US00D701669S

(12) **United States Design Patent**  
**Rodgers et al.**

(10) **Patent No.:** **US D701,669 S**

(45) **Date of Patent:** **\*\* Apr. 1, 2014**

(54) **CONFECTIONARY SLAB ARTICLE**

(75) Inventors: **Mark Rodgers**, New York, NY (US);  
**Ruth Waddingham**, New York, NY (US)

(73) Assignee: **Intercontinental Great Brands LLC**,  
East Hanover, NJ (US)

(\*\*) Term: **14 Years**

(21) Appl. No.: **29/403,035**

(22) Filed: **Sep. 30, 2011**

(51) **LOC (10) Cl.** ..... **01-01**

(52) **U.S. Cl.**  
USPC ..... **D1/127**

(58) **Field of Classification Search**  
USPC ..... D1/100–130, 199; D24/101, 102;  
426/3, 5, 87, 89, 92, 103, 104, 129,  
426/138, 144, 249, 383, 512, 516, 660,  
426/808; 424/467; D25/113, 119, 121–132;  
D21/499; D5/55–58, 62  
See application file for complete search history.

(56) **References Cited**

**U.S. PATENT DOCUMENTS**

D72,019 S *	2/1927	Labram	.....	D5/62
D89,238 S *	2/1933	Juestrich	.....	D5/55
D89,239 S *	2/1933	Juestrich	.....	D5/55
D99,486 S *	4/1936	Cleverly	.....	D5/62
D118,892 S *	2/1940	Pahlmann	.....	D5/62
D126,112 S *	3/1941	Granby	.....	D5/62
D132,027 S *	4/1942	Christen	.....	D5/62
D157,060 S *	1/1950	Lehner	.....	D5/62
D184,130 S *	12/1958	Kolker	.....	D5/62
D197,323 S *	1/1964	Mazur	.....	D5/62

(Continued)

*Primary Examiner* — Deanna L Pratt

*Assistant Examiner* — Katie Mroczka

(74) *Attorney, Agent, or Firm* — Cantor Colburn LLP


(57) **CLAIM**

We claim, the ornamental design for a confectionary slab article, as shown and described.

**DESCRIPTION**

FIG. 1 is a perspective view of a confectionary slab article, showing our new design in an exemplary embodiment; FIG. 2 is a side elevation view of the embodiment shown in FIG. 1, the opposite side view being a mirror image thereof; FIG. 3 is a top plan view of the embodiment shown in FIG. 1, the bottom view being a mirror image thereof; FIG. 4 is a front elevation view of the embodiment shown in FIG. 1, the back view being a mirror image thereof; FIG. 5 is a perspective view of a confectionary slab article, showing our new design in an exemplary embodiment; FIG. 6 is a side elevation view of the embodiment shown in FIG. 5, the opposite side view being a mirror image thereof; FIG. 7 is a top plan view of the embodiment shown in FIG. 5; FIG. 8 is a bottom plan view of the embodiment shown in FIG. 5; FIG. 9 is a front elevation view of the embodiment shown in FIG. 5, the back view being a mirror image thereof; FIG. 10 is a perspective view of a confectionary slab article, showing our new design in an exemplary embodiment; FIG. 11 is a side elevation view of the embodiment shown in FIG. 10, the opposite side view being a mirror image thereof; FIG. 12 is a top plan view of the embodiment shown in FIG. 10; FIG. 13 is a bottom plan view of the embodiment shown in FIG. 10; and, FIG. 14 is a front elevation view of the embodiment shown in FIG. 10, the back view being a mirror image thereof.

**1 Claim, 6 Drawing Sheets**



# US D701,669 S

Page 2

---

(56)

## References Cited

### U.S. PATENT DOCUMENTS

D252,030 S \* 6/1979 Popeck ..... D19/59  
D338,075 S \* 8/1993 Beede ..... D25/113  
D454,255 S \* 3/2002 Walther et al. .... D5/55

D455,890 S \* 4/2002 Codilis ..... D1/199  
D549,852 S \* 8/2007 Zocco ..... D25/130  
D562,567 S \* 2/2008 Proserpio ..... D5/56

\* cited by examiner





FIG. 1



**FIG. 2**



**FIG. 3**



**FIG. 4**






FIG. 5

---

**FIG. 6**




**FIG. 7**




**FIG. 8**

---


**FIG. 9**




**FIG. 10**



**FIG. 11**



**FIG. 12**



**FIG. 13**



**FIG. 14**