



US00D701663S

(12) **United States Design Patent**  
**Michels et al.**

(10) **Patent No.:** **US D701,663 S**  
(45) **Date of Patent:** **\*\* Mar. 25, 2014**

- (54) **MULTIUSE CLEANING TOOL HANDLE**
- (71) Applicant: **Unger Marketing International, LLC.**,  
Bridgeport, CT (US)
- (72) Inventors: **Mark Robert Michels**, Darien, CT  
(US); **Anthony Sgroi, Jr.**, Wallingford,  
CT (US); **Joseph K. Patterson**, Monroe,  
CT (US)
- (73) Assignee: **Unger Marketing International LLC**,  
Bridgeport, CT (US)
- (\*\*) Term: **14 Years**
- (21) Appl. No.: **29/444,181**
- (22) Filed: **Jan. 28, 2013**

**Related U.S. Application Data**

- (63) Continuation of application No. 29/432,671, filed on  
Sep. 18, 2012.
- (51) **LOC (10) Cl.** ..... **04-01**
- (52) **U.S. Cl.**  
USPC ..... **D32/52**
- (58) **Field of Classification Search**  
USPC ..... D32/50-52, 40, 44, 45, 34; 473/301,  
473/302; 15/143.1, 119.2, 120.1, 120.2,  
15/116.1, 116.2, 150, 209.1-210.1;  
401/137-140; D3/12, 16  
See application file for complete search history.

(56) **References Cited**

**U.S. PATENT DOCUMENTS**

D20,561 S *	3/1891	Schmidt	.....	D3/16
D38,463 S *	2/1907	Rosenstein	.....	D3/14
D43,409 S *	12/1912	Patrick	.....	D3/15
D429,395 S *	8/2000	Kiern et al.	.....	D32/34
D487,174 S *	2/2004	Colman et al.	.....	D32/45

D505,762 S *	5/2005	Lalanne et al.	.....	D32/45
7,007,338 B2 *	3/2006	Garabedian et al.	.....	15/231
D547,542 S *	7/2007	Vellrath	.....	D3/12
D583,118 S *	12/2008	Snyder	.....	D32/51
D595,465 S *	6/2009	Koenig et al.	.....	D32/34
D602,218 S *	10/2009	Koenig et al.	.....	D32/40
D615,260 S *	5/2010	Koenig	.....	D32/45
D620,216 S *	7/2010	Libman et al.	.....	D32/52
D628,352 S *	11/2010	Libman et al.	.....	D32/52
2004/0134016 A1 *	7/2004	Kisela et al.	.....	15/320
2006/0233593 A1 *	10/2006	Tanaka et al.	.....	401/139

\* cited by examiner

*Primary Examiner* — John Windmuller

(74) *Attorney, Agent, or Firm* — Ohlandt, Greeley, Ruggiero  
& Perle, LLP

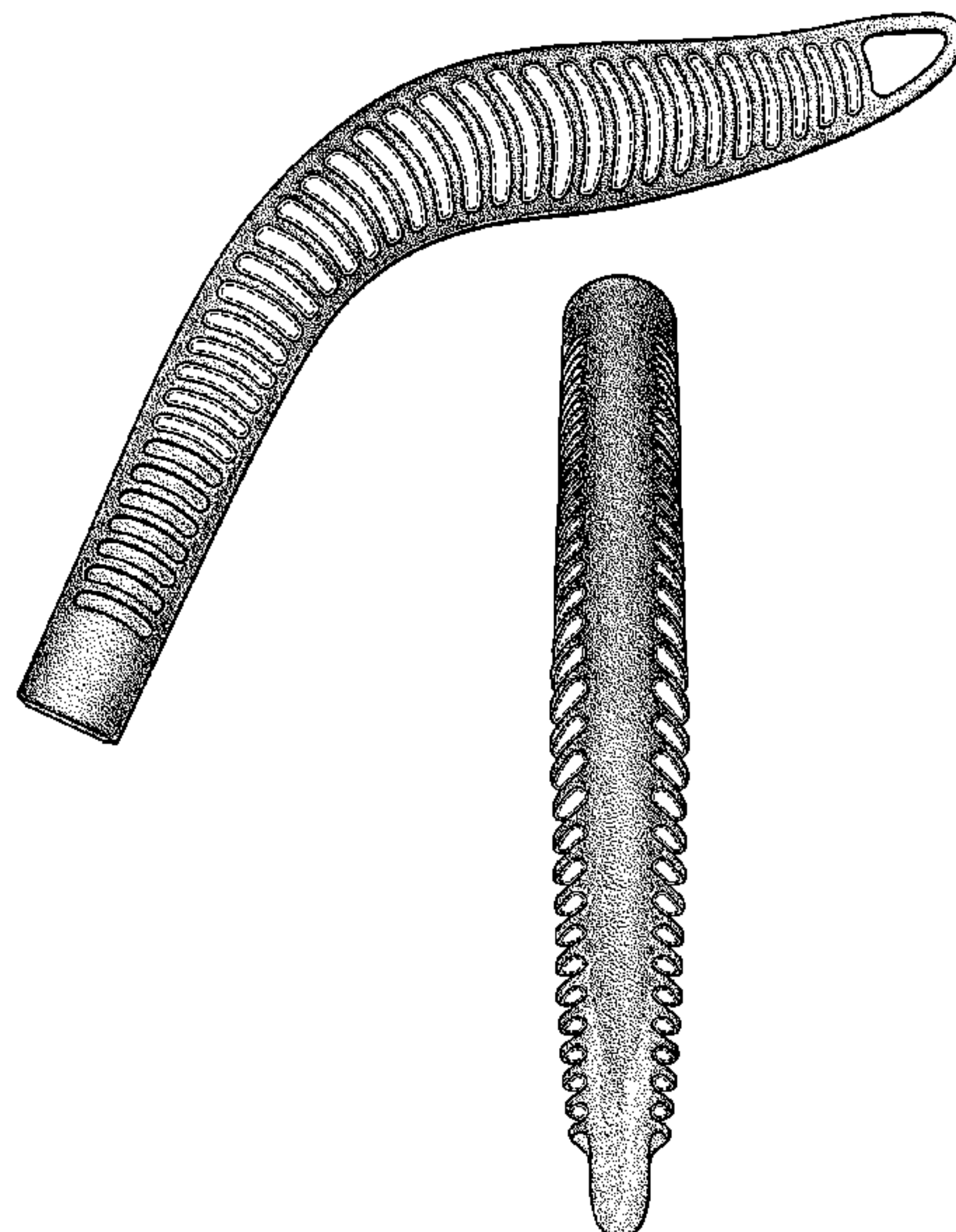
(57) **CLAIM**

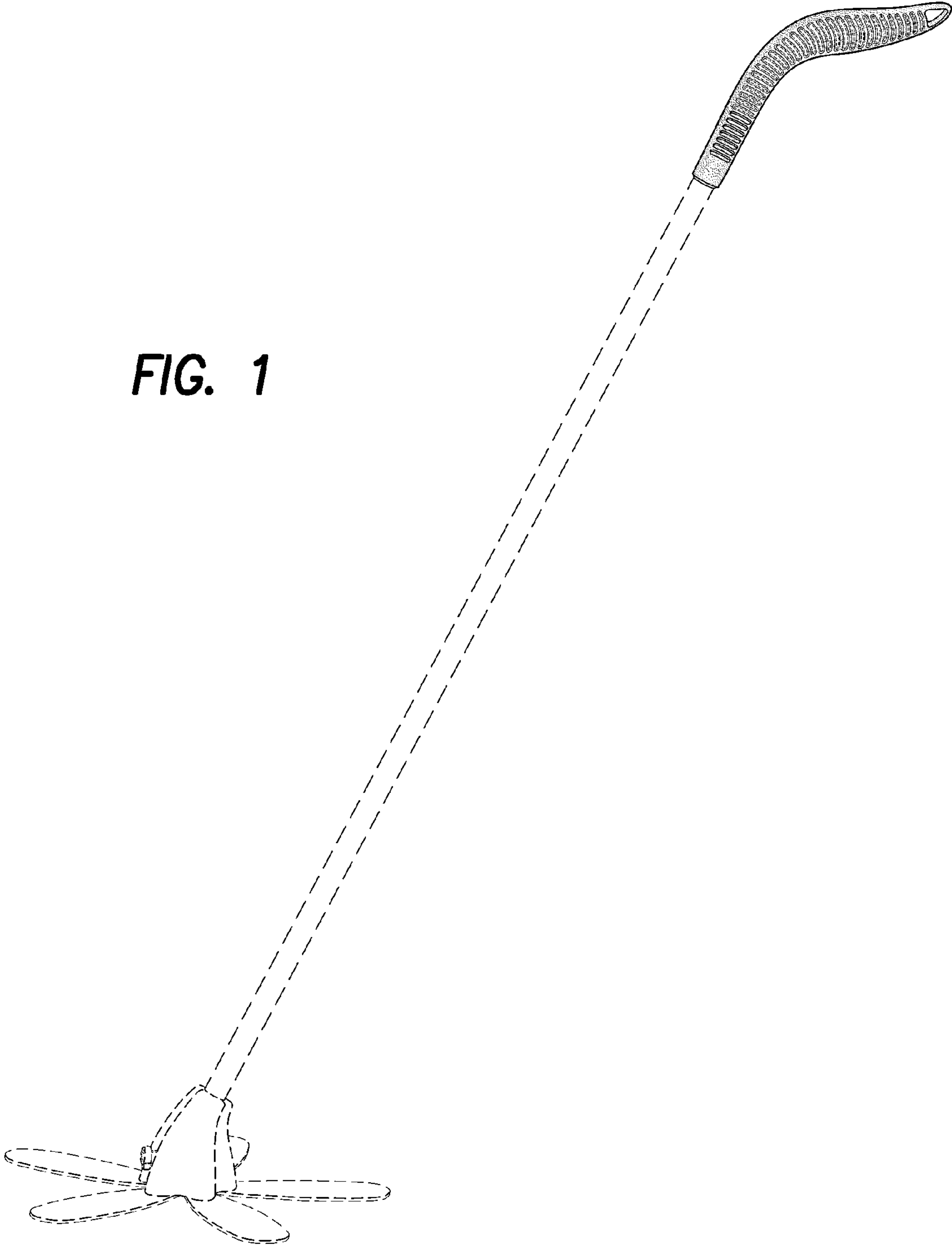
The ornamental design for a multiuse cleaning tool handle, as  
shown and described.

**DESCRIPTION**

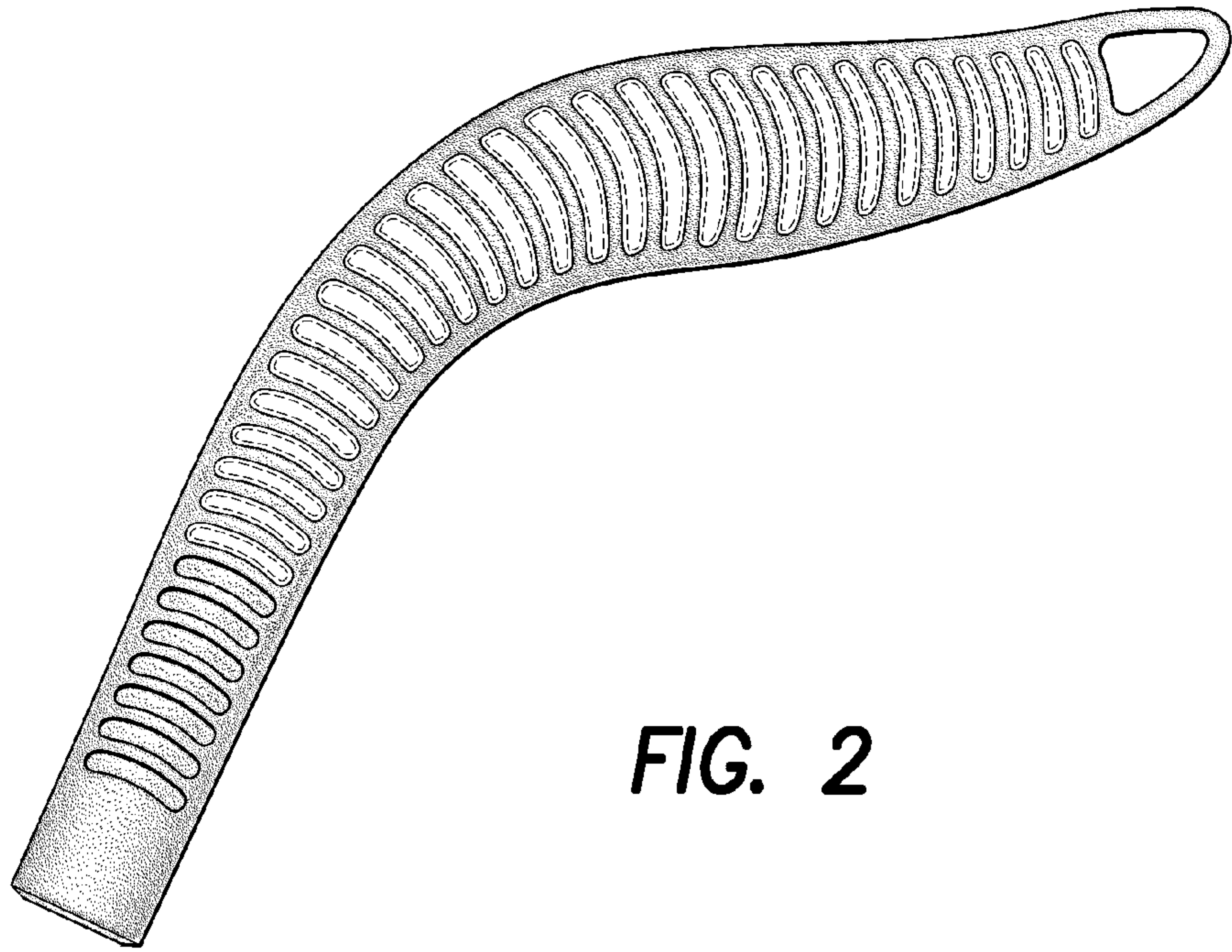
FIG. 1 is a top perspective view of a multiuse cleaning tool handle illustrated in use with a cleaning tool;  
FIG. 2 is a first side view of the multiuse cleaning tool handle of FIG. 1;  
FIG. 3 is a second, opposite side view of the multiuse cleaning tool handle of FIG. 1;  
FIG. 4 is a front view of the multiuse cleaning tool handle of FIG. 1;  
FIG. 5 is a rear view of the multiuse cleaning tool handle of FIG. 1;  
FIG. 6 is a bottom view of the multiuse cleaning tool handle of FIGS. 1; and,  
FIG. 7 is a top view of the multiuse cleaning tool handle of FIG. 1.  
The broken lines in the figures depict portions of the handle that form no part of the claimed design.

**1 Claim, 4 Drawing Sheets**

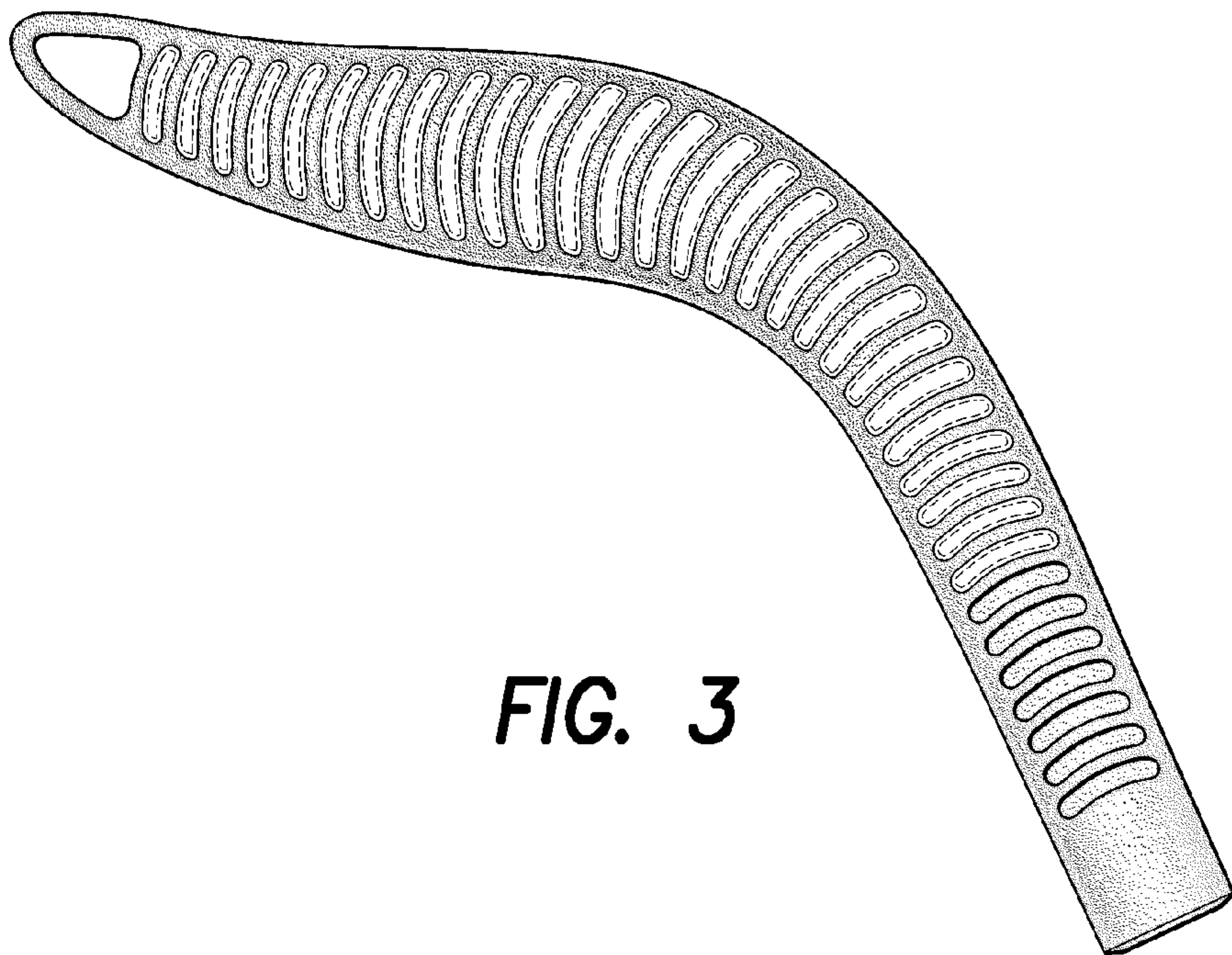




**FIG. 1**

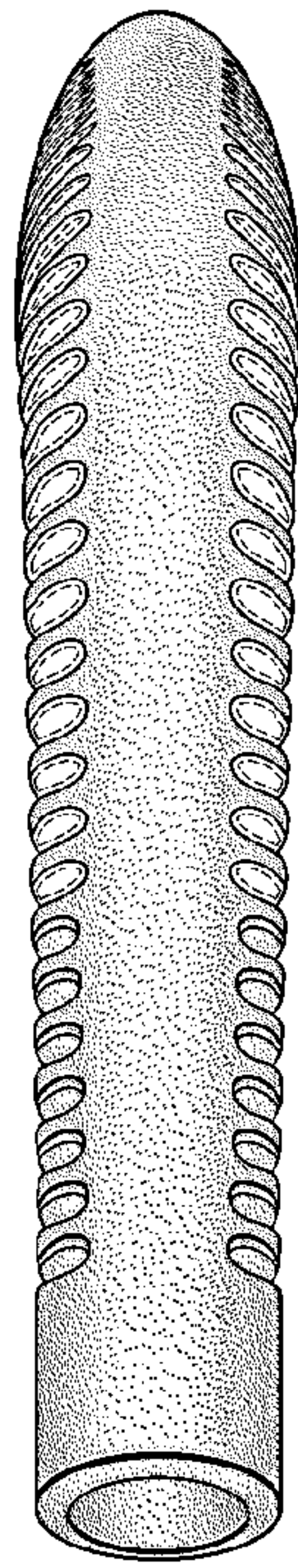


**FIG. 2**

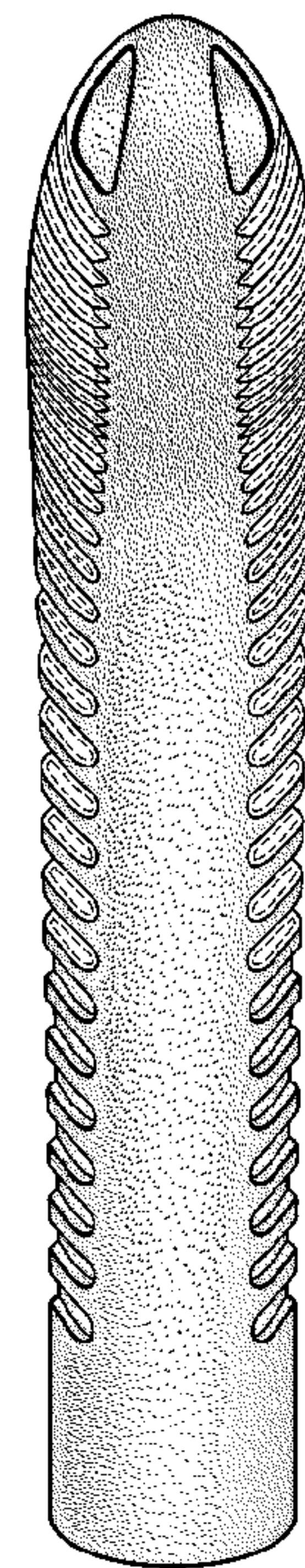


**FIG. 3**

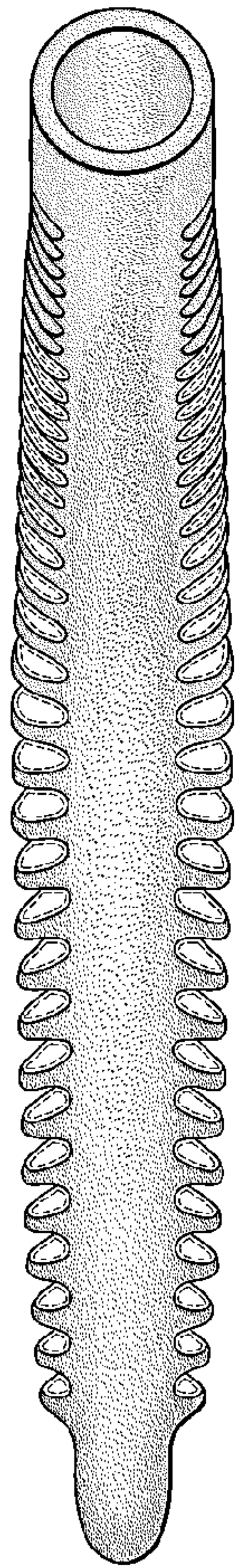




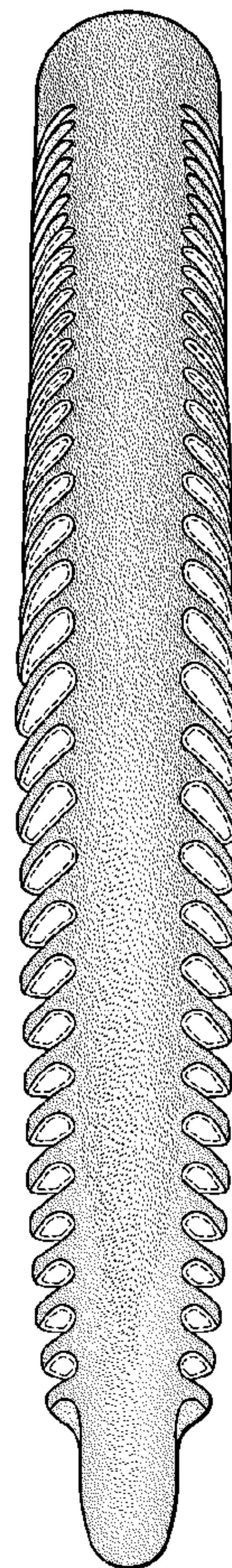
**FIG. 4**



**FIG. 5**



**FIG. 6**



**FIG. 7**