



US00D701651S

(12) **United States Design Patent**
Emmer

(10) **Patent No.:** **US D701,651 S**
(45) **Date of Patent:** **** Mar. 25, 2014**

- (54) **WHEELCHAIR USAGE GLOVE**
- (76) Inventor: **Eugene D. Emmer, Didzioji (LI)**
- (**) Term: **14 Years**
- (21) Appl. No.: **29/414,963**
- (22) Filed: **Mar. 6, 2012**
- (51) **LOC (10) Cl.** **02-06**
- (52) **U.S. Cl.**
USPC **D29/117.1**
- (58) **Field of Classification Search**
USPC D2/610, 611, 612, 613, 614, 615, 616,
D2/617, 618, 619, 629, 621, 622, 623;
D3/226; D20/33; D21/807; D28/63;
D29/113, 114, 116.2, 117.1, 117.2,
D29/120.1, 123; D32/40, 41, 42, 43; 2/16,
2/158, 159, 160, 161.1, 161.2, 161.3,
2/161.4, 161.5, 161.6, 161.7, 161.8, 162,
2/167, 168, 169, 170, 907, 910, 917;
15/104.94, 227
See application file for complete search history.

(56) **References Cited**

U.S. PATENT DOCUMENTS

57,283	A *	8/1866	Brown	30/123.5
1,208,064	A *	12/1916	Wilber	601/138
2,046,240	A *	6/1936	Bayley	451/531
D203,062	S *	11/1965	Wada	D2/614
3,504,379	A *	4/1970	Glick	2/161.1
4,945,571	A *	8/1990	Calvert	2/467
D329,926	S *	9/1992	Winder	D29/113
5,335,916	A *	8/1994	Nee	473/465
D372,112	S *	7/1996	Garneau	D2/616
6,212,687	B1 *	4/2001	Kwon	2/161.3

D447,289	S *	8/2001	Reid	D29/113
D580,064	S *	11/2008	Lin et al.	D24/190
7,713,223	B2 *	5/2010	Weber et al.	602/21
D640,446	S *	6/2011	Allen	D2/614
D663,851	S *	7/2012	Joseph	D24/190
8,216,169	B2 *	7/2012	Koby et al.	602/21
2007/0192928	A1 *	8/2007	Hanna	2/159

FOREIGN PATENT DOCUMENTS

GB 4003950 * 9/2007

* cited by examiner

Primary Examiner — Karen E Eldridge Powers

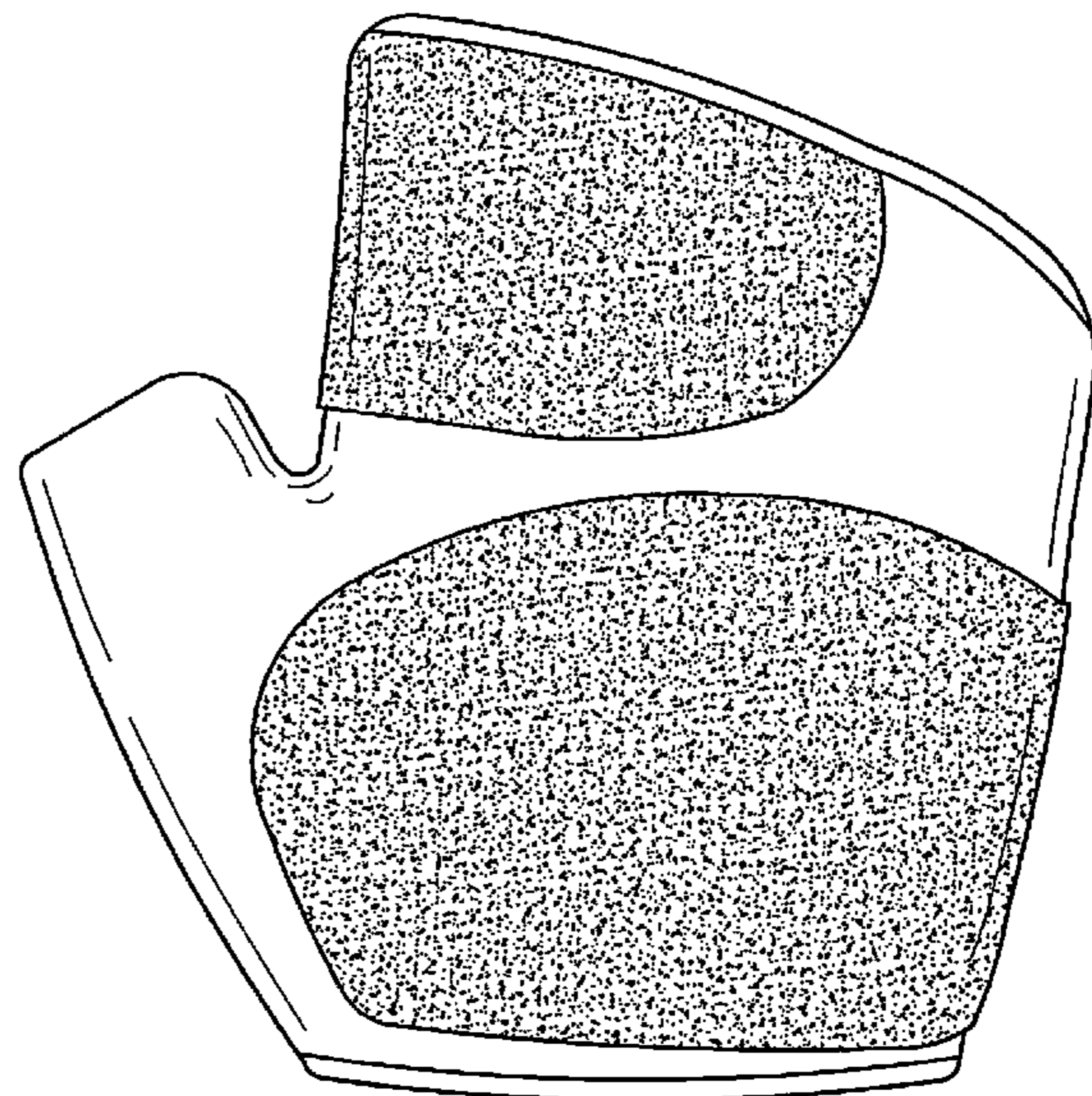
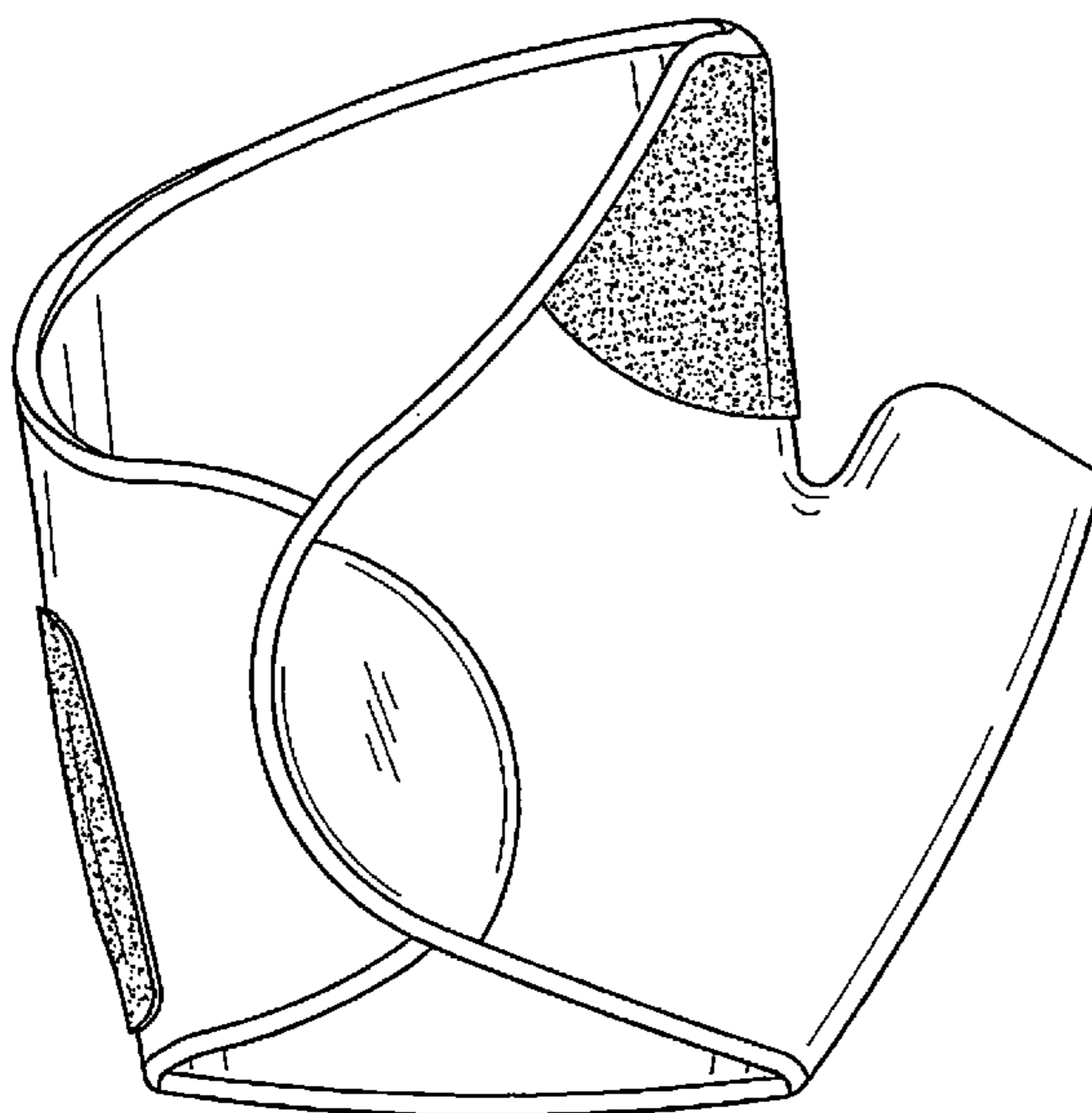
(57) **CLAIM**

I claim the ornamental design for a wheelchair usage glove, as shown and described.

DESCRIPTION

FIG. 1 is a rear elevated view of a wheelchair usage glove showing my new design;
 FIG. 2 is a front elevated view of the wheelchair usage glove;
 FIG. 3 is a left side elevated view of the wheelchair usage glove;
 FIG. 4 is a right side elevated view of the wheelchair usage glove;
 FIG. 5 is a top plan view of the wheelchair usage glove; and,
 FIG. 6 is a bottom plan view of the wheelchair usage glove.
 The wheelchair usage glove shown in FIGS. 1-6 is for wear on the left hand. The wheelchair usage glove is understood to include an embodiment which is a mirror image of that shown, for wear on the right hand.

1 Claim, 4 Drawing Sheets



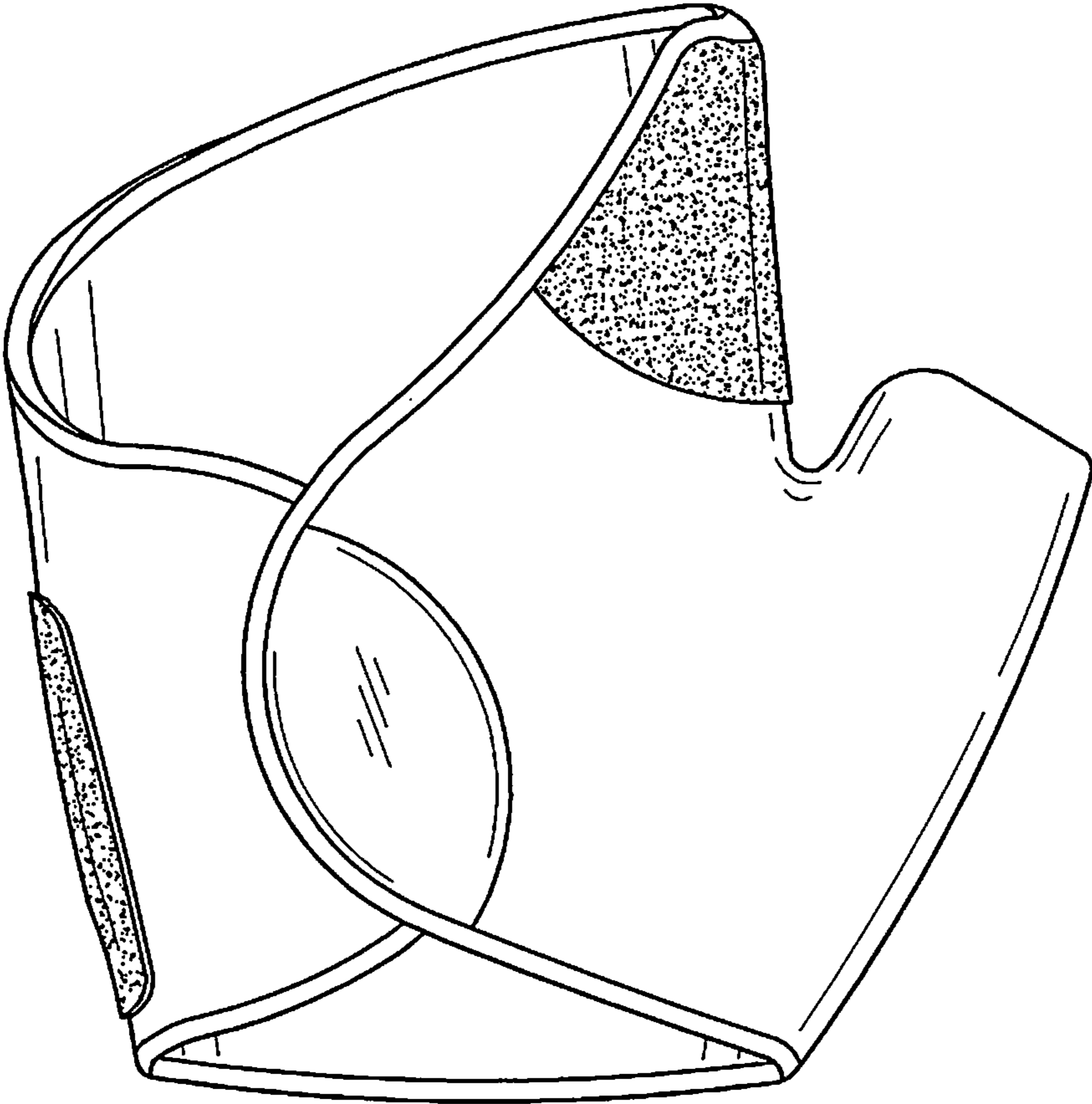


FIG. 1

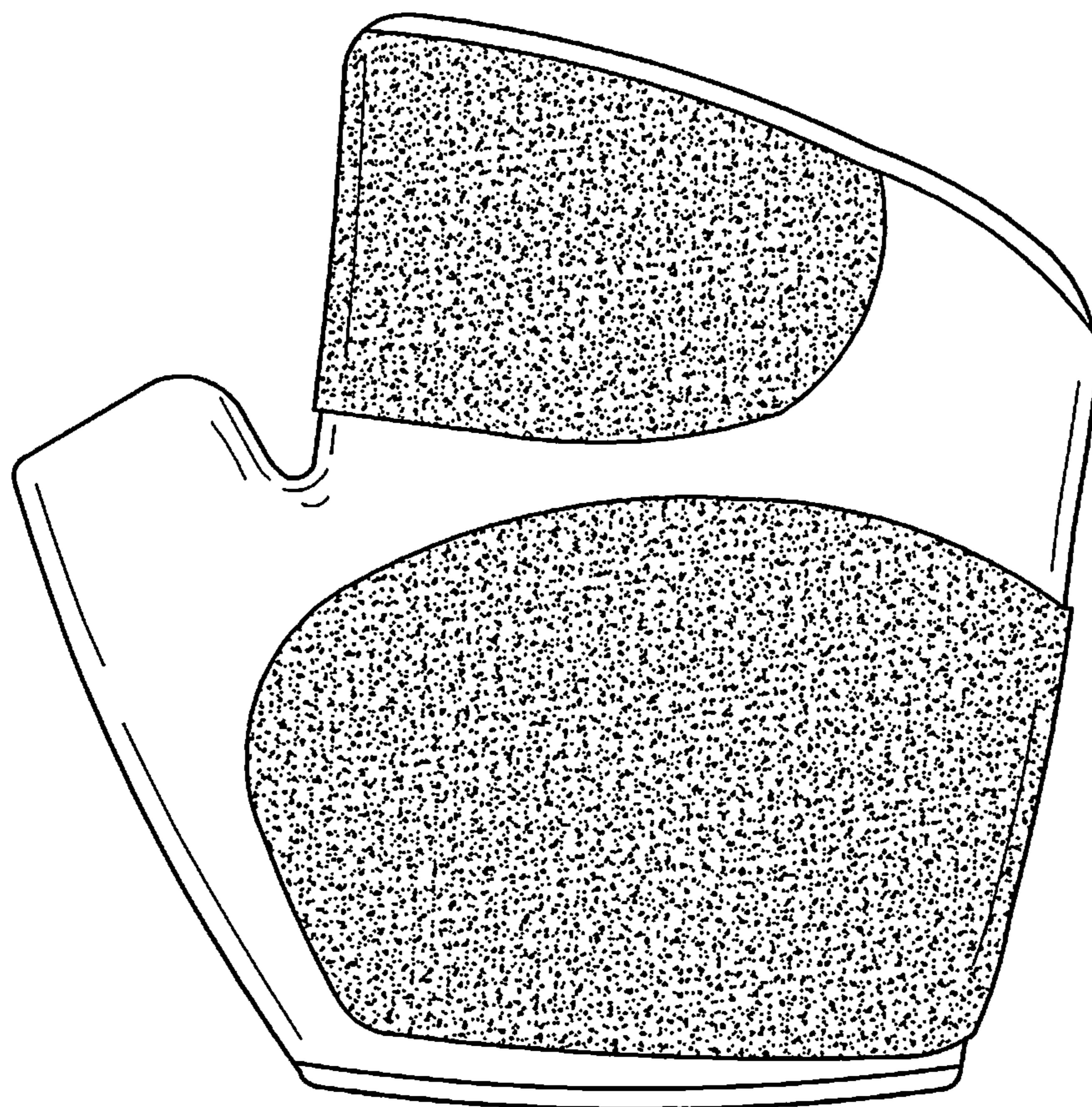


FIG. 2

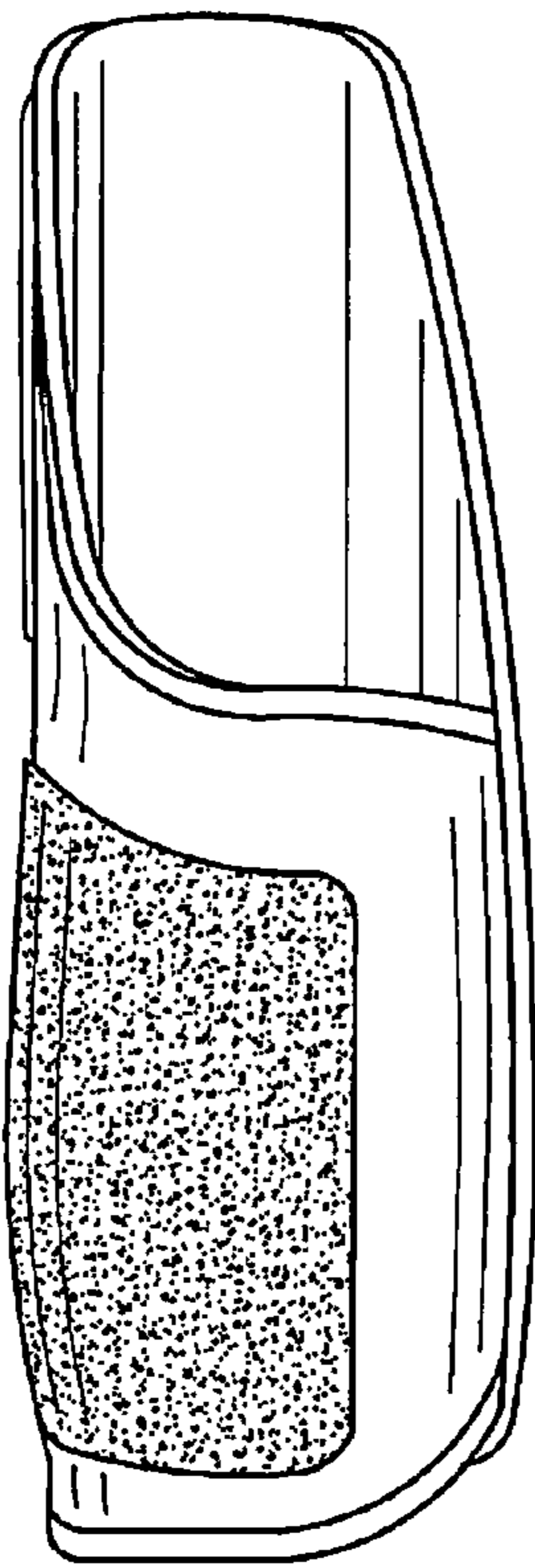


FIG. 3

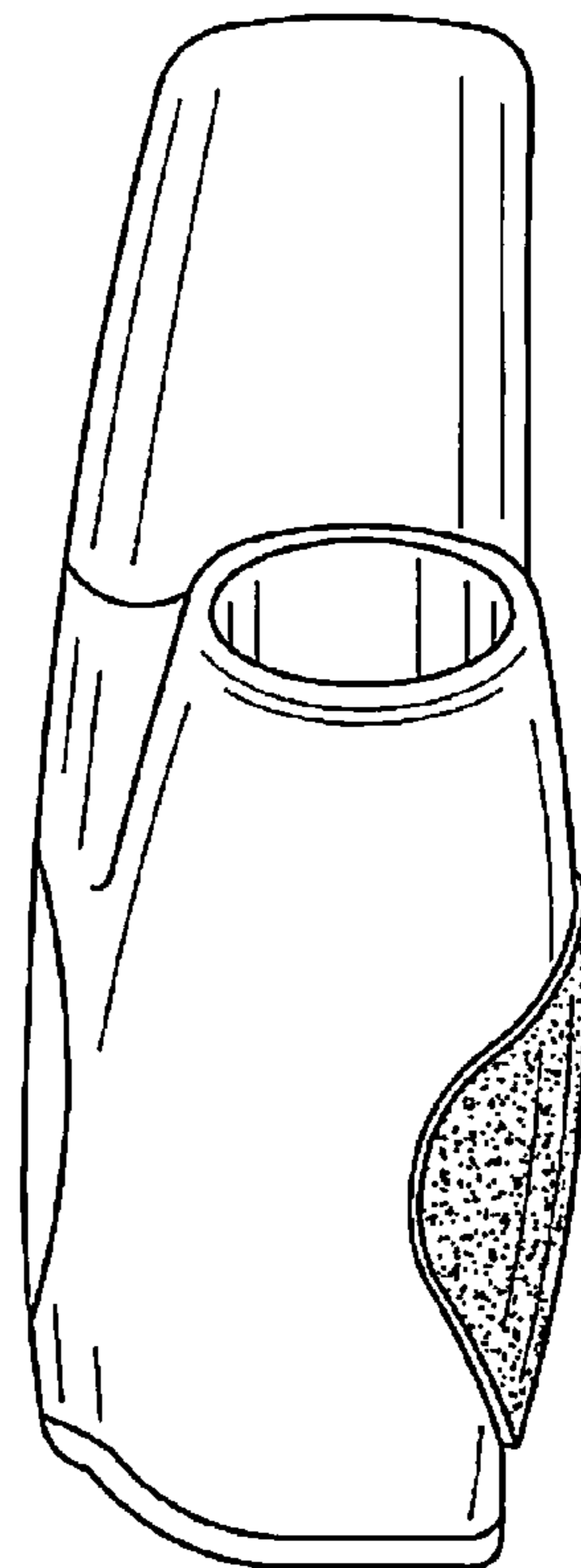


FIG. 4

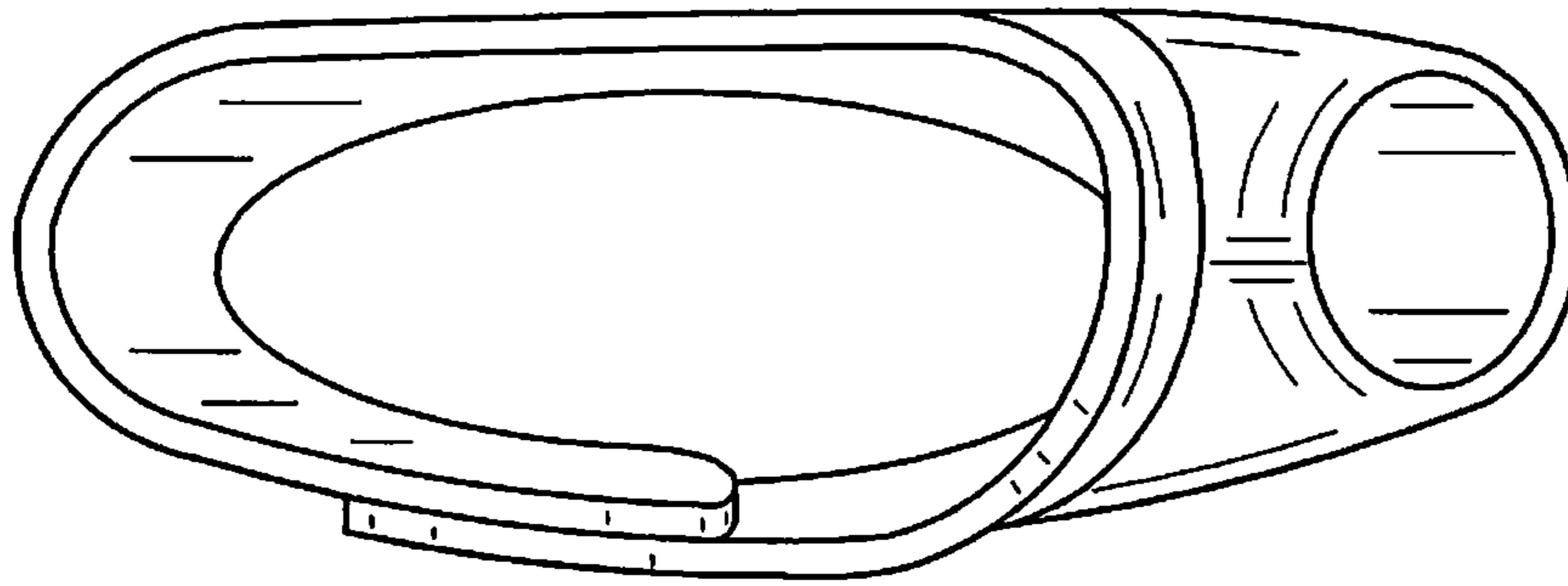


FIG. 5

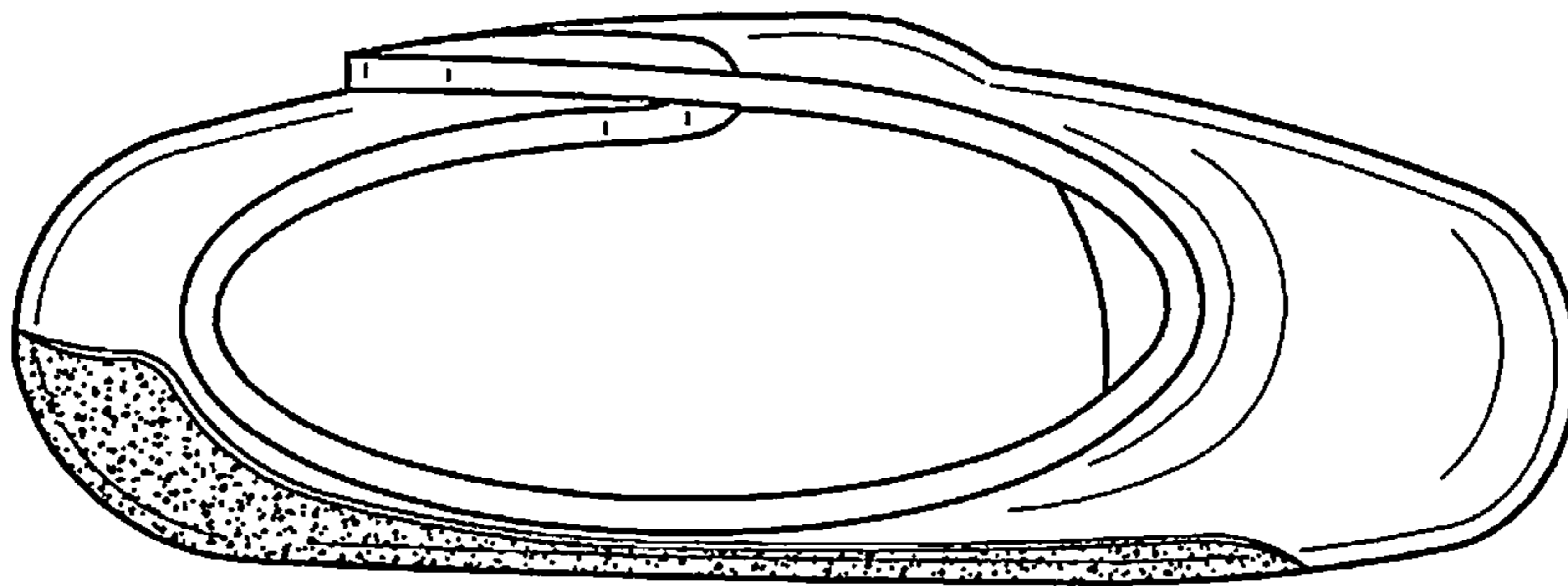


FIG. 6