



US00D701647S

(12) **United States Design Patent**
Snow et al.

(10) **Patent No.:** **US D701,647 S**
(45) **Date of Patent:** **** Mar. 25, 2014**

(54) **HAIR TRIMMER BASE WITH PROJECTIONS**

(71) Applicants: **Gary Snow**, Rock Falls, IL (US); **Chad Aulwes**, Sterling, IL (US); **Ben Phillips**, Sterling, IL (US); **Robert Buck, Jr.**, Rock Falls, IL (US); **Jeff Gesiakowski**, Sterling, IL (US); **Charles Young Choi**, Chicago, IL (US); **Mark Richard Pavel**, Lisle, IL (US); **James E. McCambridge**, Polo, IL (US); **Gary Erickson**, Lena, IL (US)

(72) Inventors: **Gary Snow**, Rock Falls, IL (US); **Chad Aulwes**, Sterling, IL (US); **Ben Phillips**, Sterling, IL (US); **Robert Buck, Jr.**, Rock Falls, IL (US); **Jeff Gesiakowski**, Sterling, IL (US); **Charles Young Choi**, Chicago, IL (US); **Mark Richard Pavel**, Lisle, IL (US); **James E. McCambridge**, Polo, IL (US); **Gary Erickson**, Lena, IL (US)

(73) Assignee: **Wahl Clipper Corporation**, Sterling, IL (US)

(**) Term: **14 Years**

(21) Appl. No.: **29/449,886**

(22) Filed: **Mar. 15, 2013**

(51) **LOC (10) Cl.** **28-03**

(52) **U.S. Cl.**
USPC **D28/54**

(58) **Field of Classification Search**
USPC D28/44-48, 49-54; 30/34.05, 32, 34.1, 30/34.2, 43-43.92, 526-527, 44-45, 341, 30/272.1, 226-227, 231, 233-233.5, 537
See application file for complete search history.

(56) **References Cited**

U.S. PATENT DOCUMENTS

5,068,966 A 12/1991 Wahl et al.
D340,783 S 10/1993 McCambridge
D373,853 S 9/1996 Melton et al.

D435,936 S 1/2001 Long et al.
D436,692 S 1/2001 Larsen
D443,725 S 6/2001 Copland et al.
D458,710 S 6/2002 Altamore et al.
D470,272 S * 2/2003 Fong D28/53
D472,674 S 4/2003 Long et al.
D479,362 S 9/2003 Dirks
D497,452 S 10/2004 Nielsen et al.
D500,391 S 12/2004 Nielsen et al.
D501,278 S 1/2005 Nielsen et al.
D513,344 S 12/2005 Choi
6,986,206 B2 1/2006 McCambridge et al.
7,057,374 B2 6/2006 Freas et al.
D555,286 S 11/2007 Long
7,346,990 B2 3/2008 Dirks et al.
D573,756 S 7/2008 Nielsen et al.
D577,865 S 9/2008 Long et al.
D582,604 S 12/2008 Eddinger et al.
D597,254 S 7/2009 Eddinger et al.
D621,546 S 8/2010 Aulwes et al.

(Continued)

Primary Examiner — Jennifer Rivard

(74) Attorney, Agent, or Firm — Greer Burns & Crain Ltd.

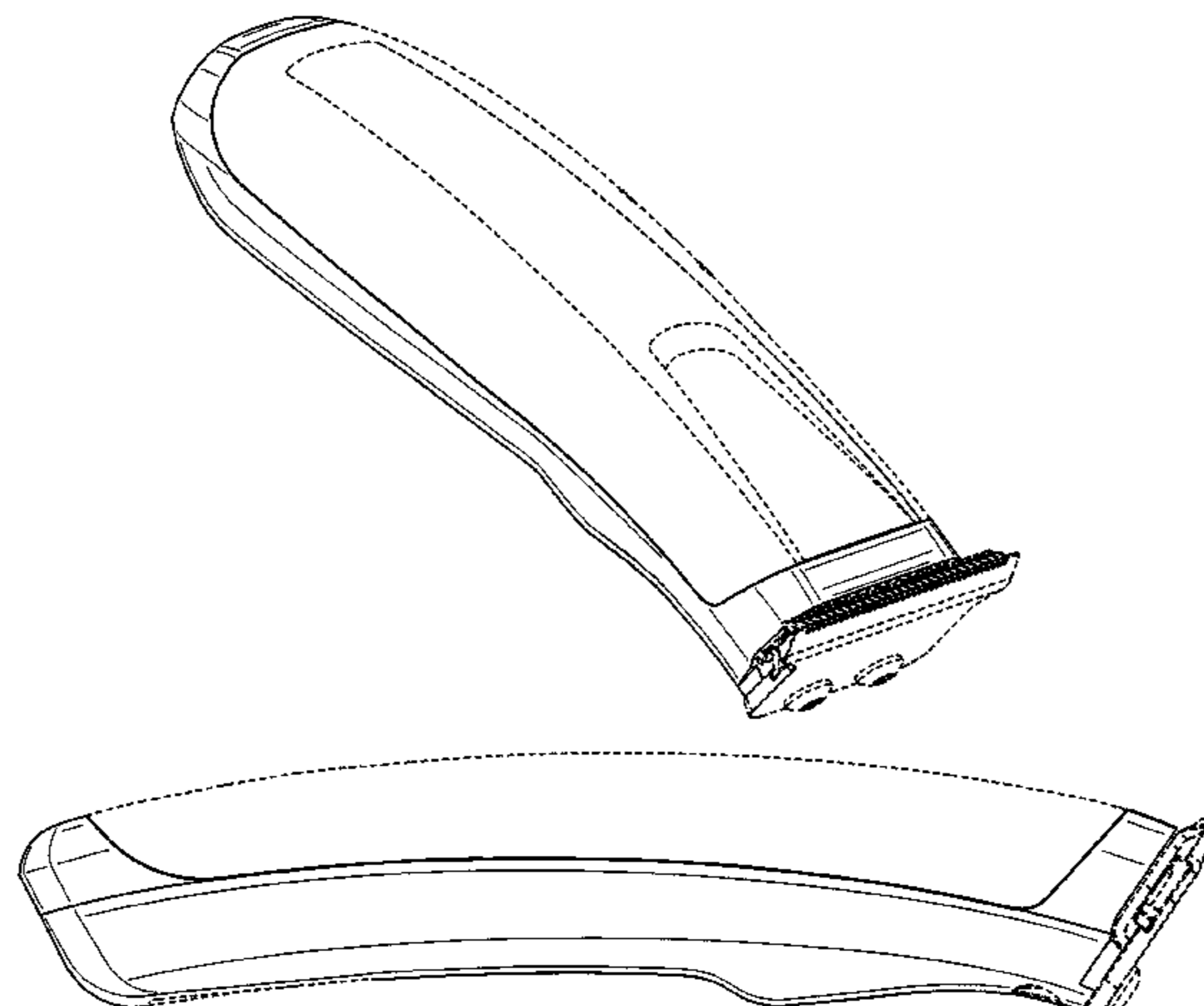
(57) **CLAIM**

We claim the ornamental design for the hair trimmer base with projections, as shown and described.

DESCRIPTION

FIG. 1 is a perspective view of the hair trimmer base with projections showing our new design.
FIG. 2 is a front end view of the hair trimmer base with projections shown in FIG. 1;
FIG. 3 is a back end view of the hair trimmer base with projections shown in FIG. 1;
FIG. 4 is a left side view of the hair trimmer base with projections shown in FIG. 1;
FIG. 5 is a right side view of the hair trimmer base with projections shown in FIG. 1;
FIG. 6 is a top view of the hair trimmer base with projections shown in FIG. 1; and,
FIG. 7 is a bottom view of the hair trimmer base with projections shown in FIG. 1.
The broken lines that are shown in the drawings illustrate the environment and form no part of the claimed design.

1 Claim, 6 Drawing Sheets



(56)

References Cited

U.S. PATENT DOCUMENTS

D628,304 S 11/2010 Aulwes et al.
D652,170 S 1/2012 Snow et al.
D675,780 S 2/2013 Wallace et al.

D675,781 S 2/2013 Whittaker et al.
D675,782 S 2/2013 Buck, Jr.
D678,612 S * 3/2013 Aulwes et al. D28/53
D679,447 S * 4/2013 Colle D28/53
D682,471 S * 5/2013 Yde et al. D28/53

* cited by examiner

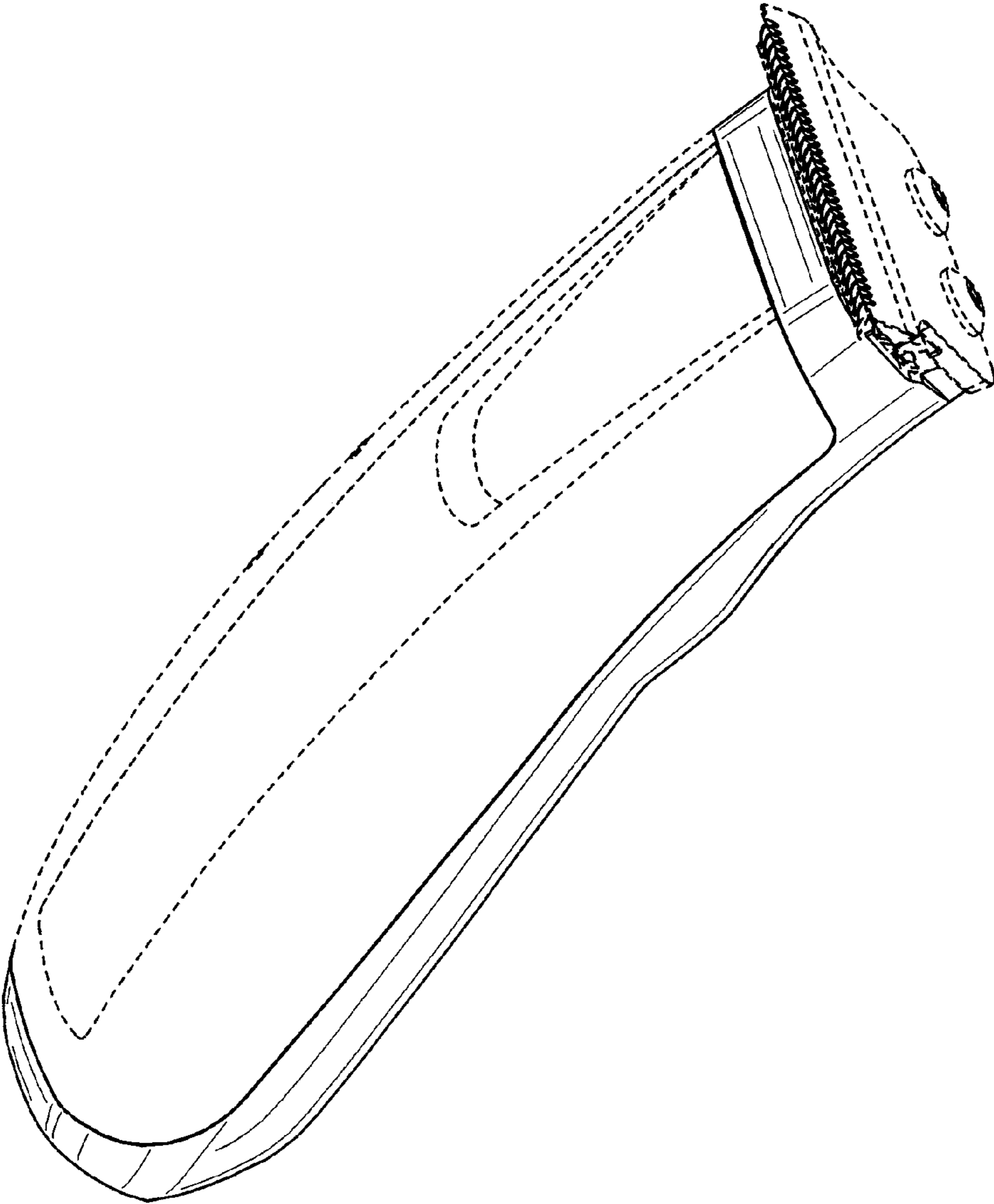


FIG. 1

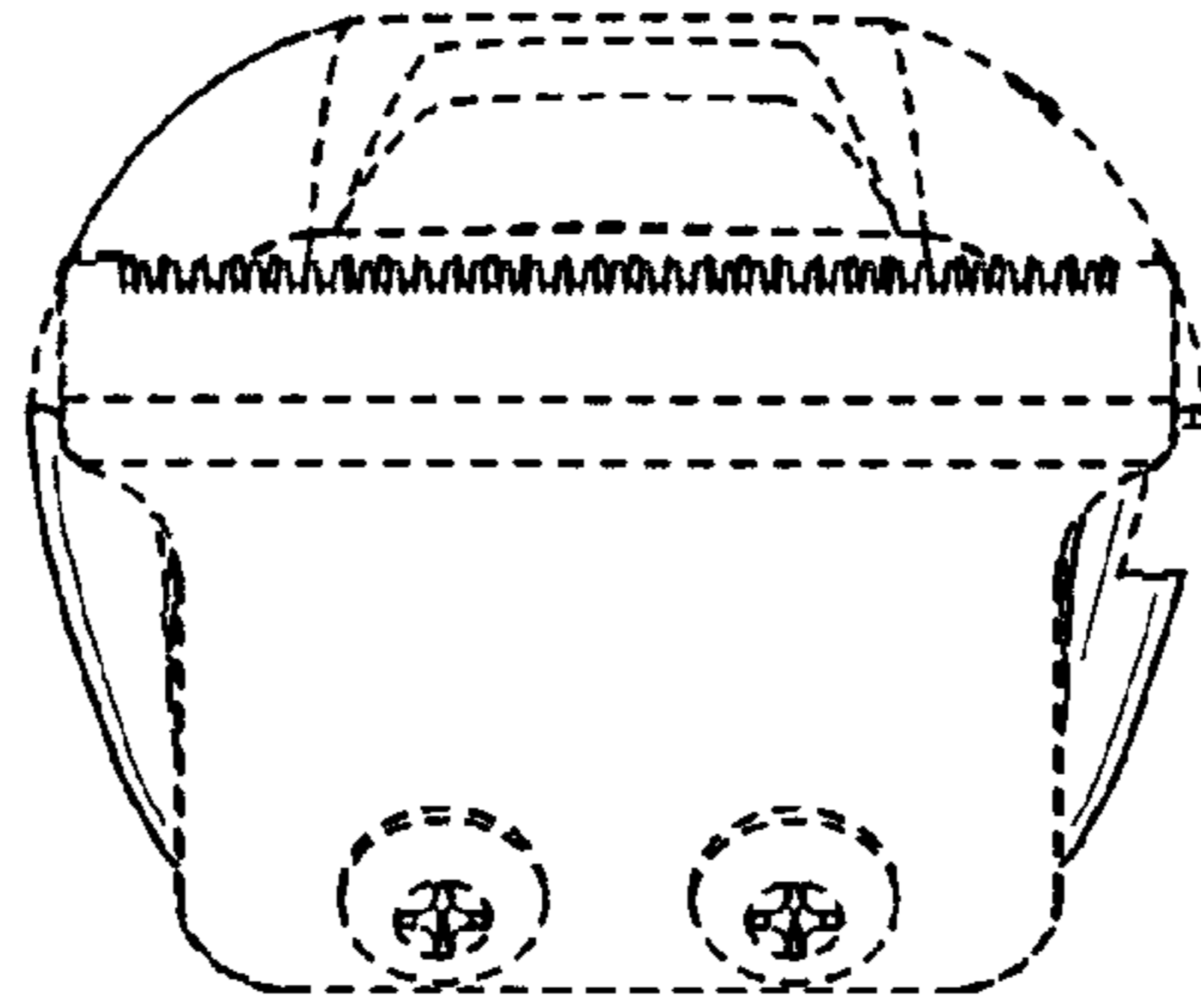


FIG. 2

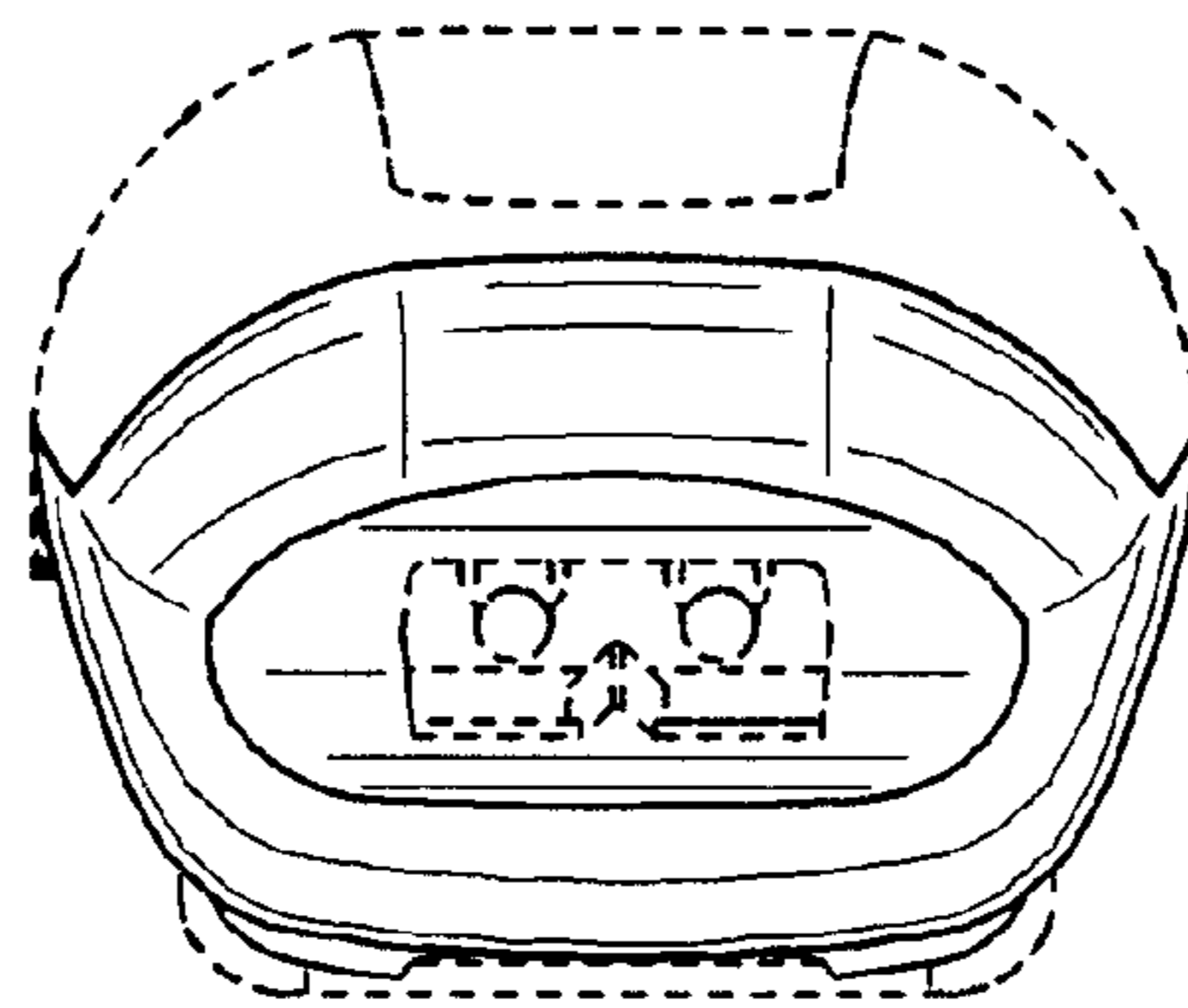


FIG. 3

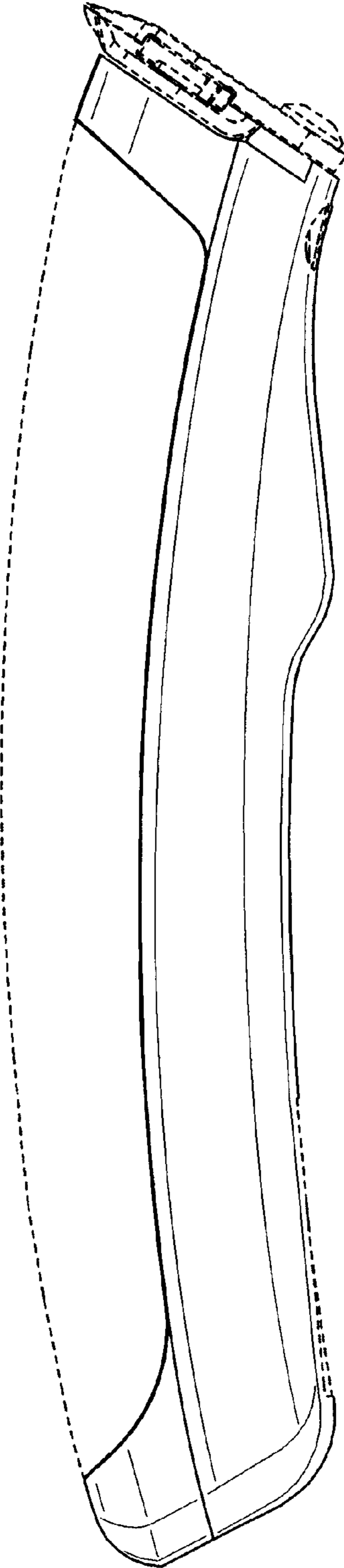


FIG. 4

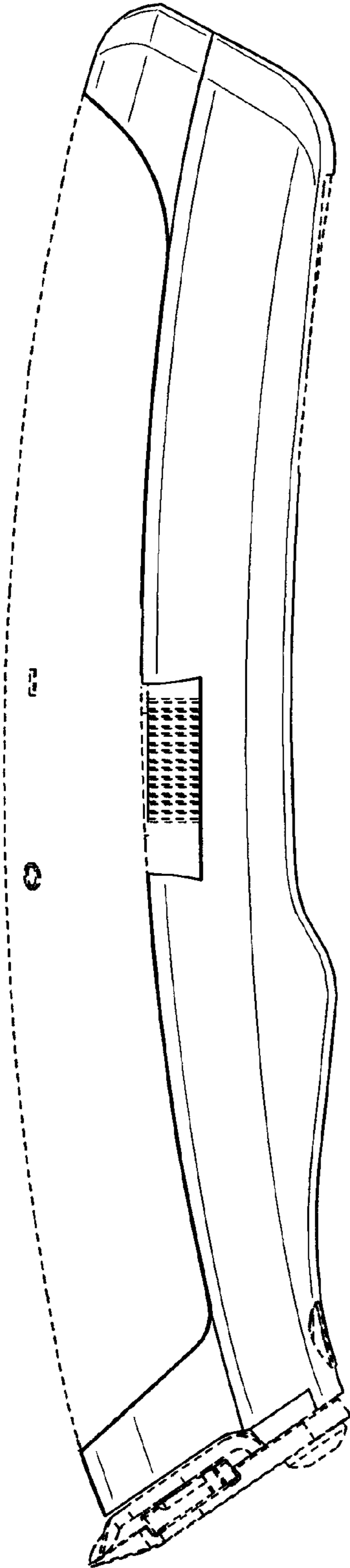


FIG. 5

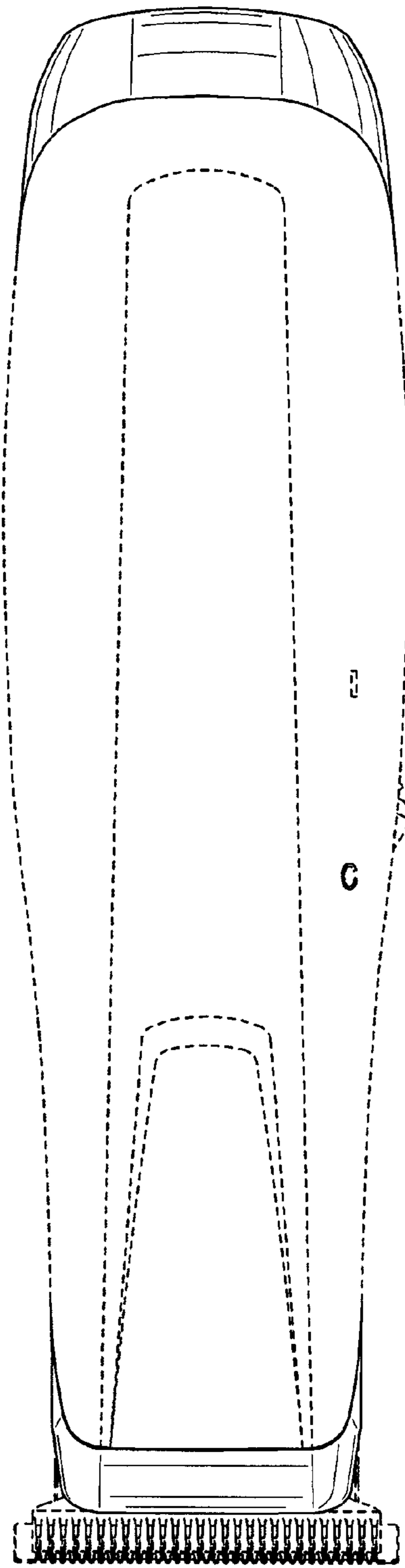


FIG. 6




FIG. 7