



US00D701642S

(12) **United States Design Patent**
Myers et al.

(10) **Patent No.:** **US D701,642 S**
(45) **Date of Patent:** **** Mar. 25, 2014**

(54) **DECORATIVE LED ILLUMINATED TRIM SLEEVE**
(75) Inventors: **Gary L. Myers**, Monee, IL (US); **John D. Veleris**, Northbrook, IL (US); **Michael Aaron Cohen**, Buffalo Grove, IL (US); **Lisa Kay Koskela**, Grand Rapids, MI (US); **Alyssa M. Nuest**, Payne, OH (US)

(73) Assignee: **Belwith Products, LLC**, Grandville, MI (US)

(**) Term: **14 Years**

(21) Appl. No.: **29/423,808**

(22) Filed: **Jun. 5, 2012**

(51) **LOC (10) Cl.** **26-99**

(52) **U.S. Cl.**
USPC **D26/155**

(58) **Field of Classification Search**
USPC D26/138, 155, 1-3, 24, 51-68, 74-78, D26/85-93, 118-128, 113, 104, 152-154, D26/140-144; 362/101, 220-225, 236, 246, 362/249.01-249.11, 162, 271-276, 326, 362/450, 634

See application file for complete search history.

(56) **References Cited**

U.S. PATENT DOCUMENTS

D197,857 S *	3/1964	Harper	D26/152
D197,858 S *	3/1964	Harper	D26/152
D197,859 S *	3/1964	Harper	D26/152
3,215,039 A *	11/1965	Gill, Jr.	359/514
D209,075 S *	10/1967	Wellhofer	D26/152
D246,203 S *	10/1977	Harris	D26/80
D384,757 S	10/1997	Sun		
D384,758 S	10/1997	Sun		

5,898,814 A	4/1999	Yamamoto		
D437,962 S *	2/2001	Thomas, Jr.	D26/87
D459,014 S *	6/2002	Chen	D26/85
D468,480 S *	1/2003	Schuyler	D26/155
6,637,924 B2	10/2003	Pelka et al.		
D515,715 S *	2/2006	Egawa	D26/1
D552,566 S *	10/2007	Moriyama	D13/180
D579,599 S *	10/2008	Salatto-Rose	D26/85
7,578,596 B2 *	8/2009	Martin	362/101
D613,445 S *	4/2010	Beghelli	D26/74
D670,429 S *	11/2012	Myers et al.	D26/155
D670,430 S *	11/2012	Myers et al.	D26/155
D670,431 S *	11/2012	Myers et al.	D26/155

OTHER PUBLICATIONS

Belwith Products, LLC, "Light Integrated Trim (LIT): Modular lighting strip system," Belwith Keeler © brochure; © 2012 Belwith Products, LLC.

(Continued)

Primary Examiner — Brian N Vinson

(74) *Attorney, Agent, or Firm* — Leydig, Voit & Mayer, Ltd.

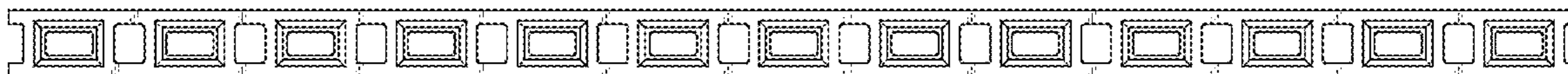
(57) **CLAIM**

The ornamental design for a decorative LED illuminated trim sleeve, as shown and described.

DESCRIPTION

FIG. 1 is a front elevational view of the decorative LED illuminated trim sleeve showing our new design; FIG. 2 is a top plan view of the decorative LED illuminated trim sleeve shown in FIG. 1; FIG. 3 is a bottom plan view of the decorative LED illuminated trim sleeve shown in FIG. 1; FIG. 4 is a left elevational view of the decorative LED illuminated trim sleeve shown in FIG. 1; and, FIG. 5 is a right elevational view of the decorative LED illuminated trim sleeve shown in FIG. 1.

1 Claim, 1 Drawing Sheet



(56)

References Cited

OTHER PUBLICATIONS

United States Patent and Trademark Office, non-final Office Action issued in related U.S. Appl. No. 29/418,916 on Jul. 12, 2013.
United States Patent and Trademark Office, non-final Office Action issued in related U.S. Appl. No. 29/418,918 on Jul. 12, 2013.
United States Patent and Trademark Office, non-final Office Action issued in related U.S. Appl. No. 29/423,811 on Jul. 12, 2013.

United States Patent and Trademark Office, non-final Office Action issued in related U.S. Appl. No. 29/423,814 on Jul. 12, 2013.
U.S. Appl. No. 29/418,916, filed Apr. 23, 2012, Myers et al.
U.S. Appl. No. 29/418,918, filed Apr. 23, 2012, Myers et al.
U.S. Appl. No. 29/423,811, filed Jun. 5, 2012, Myers et al.
U.S. Appl. No. 29/423,814, filed Jun. 5, 2012, Myers et al.
U.S. Appl. No. 13/869,614, filed Apr. 24, 2013, Myers et al.

* cited by examiner

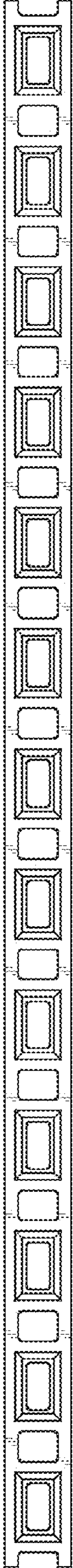


FIG. 1



FIG. 2



FIG. 3



FIG. 4




FIG. 5