



US00D701636S

(12) **United States Design Patent**  
**Maxik et al.**

(10) **Patent No.:** **US D701,636 S**

(45) **Date of Patent:** **\*\* \*Mar. 25, 2014**

(54) **LIGHT FIXTURE FOR A CANOPY LIGHT SYSTEM**

(71) Applicant: **Lighting Science Group Corporation**,  
Satellite Beach, FL (US)

(72) Inventors: **Fredric S. Maxik**, Indialantic, FL (US);  
**David E. Bartine**, Cocoa, FL (US);  
**James Lynn Schellack**, Cocoa Beach,  
FL (US); **Addy S. Widjaja**, Palm Bay,  
FL (US)

(73) Assignee: **Lighting Science Group Corporation**,  
Satellite Beach, FL (US)

(\*) Notice: This patent is subject to a terminal disclaimer.

(\*\*) Term: **14 Years**

(21) Appl. No.: **29/438,757**

(22) Filed: **Dec. 3, 2012**

**Related U.S. Application Data**

(63) Continuation of application No. 29/420,192, filed on  
May 6, 2012, now Pat. No. Des. 677,824.

(51) **LOC (10) Cl.** ..... **26-03**

(52) **U.S. Cl.**  
USPC ..... **D26/89**

(58) **Field of Classification Search**  
USPC ..... D26/28, 72, 75, 76, 80, 89; 362/147,  
362/488, 489, 490, 491, 492, 493  
See application file for complete search history.

(56) **References Cited**

**U.S. PATENT DOCUMENTS**

3,038,062 A \* 6/1962 Liberman ..... 362/229  
D333,530 S \* 2/1993 Boundy ..... D26/74

6,056,423 A \* 5/2000 Takano et al. .... 362/488  
D457,981 S \* 5/2002 Yeh ..... D26/76  
6,601,976 B1 \* 8/2003 Rhee ..... 362/374  
D489,466 S \* 5/2004 Dohogne et al. .... D26/28  
D492,047 S \* 6/2004 Dohogne et al. .... D26/28  
D516,236 S \* 2/2006 Yeh ..... D26/89  
7,029,153 B2 \* 4/2006 Rhee ..... 362/490  
D540,967 S \* 4/2007 Rogers ..... D26/28  
D578,683 S \* 10/2008 Huang ..... D26/28  
7,918,596 B2 \* 4/2011 Frank et al. .... 362/542  
7,954,984 B2 \* 6/2011 Okawa et al. .... 362/488  
D673,701 S \* 1/2013 Davies ..... D26/28  
D674,125 S \* 1/2013 Davies ..... D26/28  
D676,172 S \* 2/2013 Podgorschek et al. .... D26/71

\* cited by examiner

*Primary Examiner* — Clare E Heflin

(74) *Attorney, Agent, or Firm* — Mark R. Malek; Zies  
Widerman & Malek

(57) **CLAIM**

The ornamental design for a light fixture for a canopy light system, as shown and described.

**DESCRIPTION**

FIG. 1 is a bottom perspective view of a light fixture for a canopy light system according to the present invention.

FIG. 2 is a top perspective view of the light fixture illustrated in FIG. 1.

FIG. 3 is a bottom plan view of the light fixture illustrated in FIG. 1.

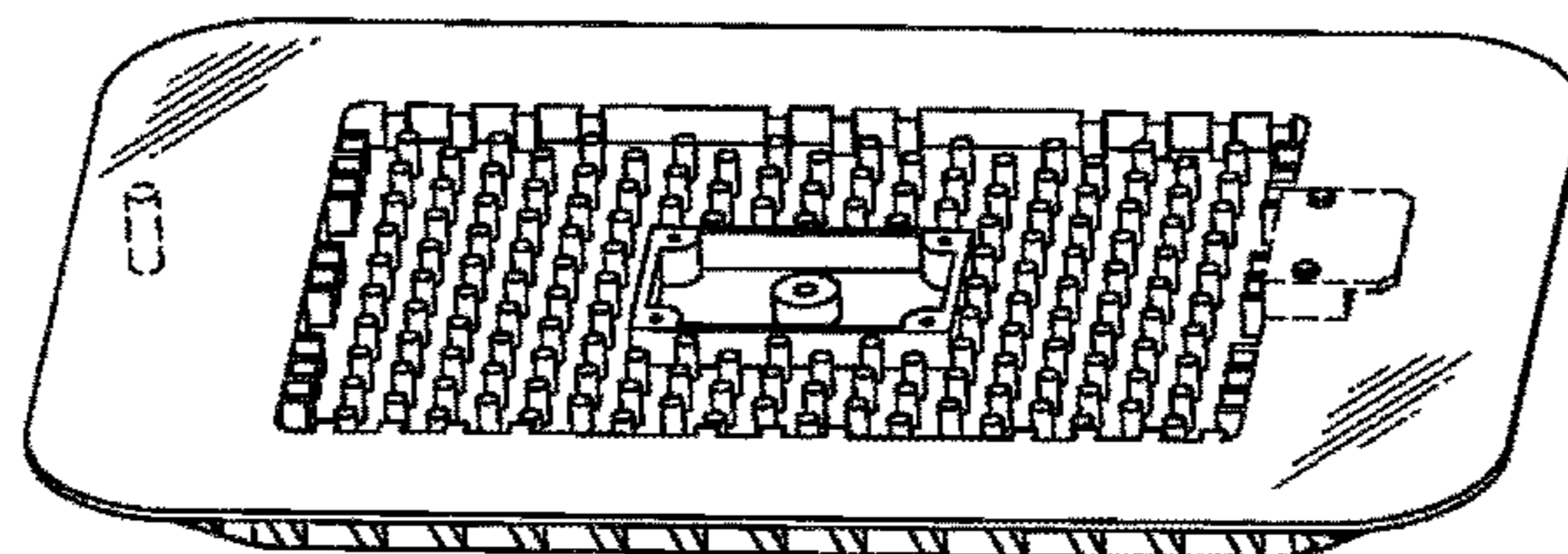
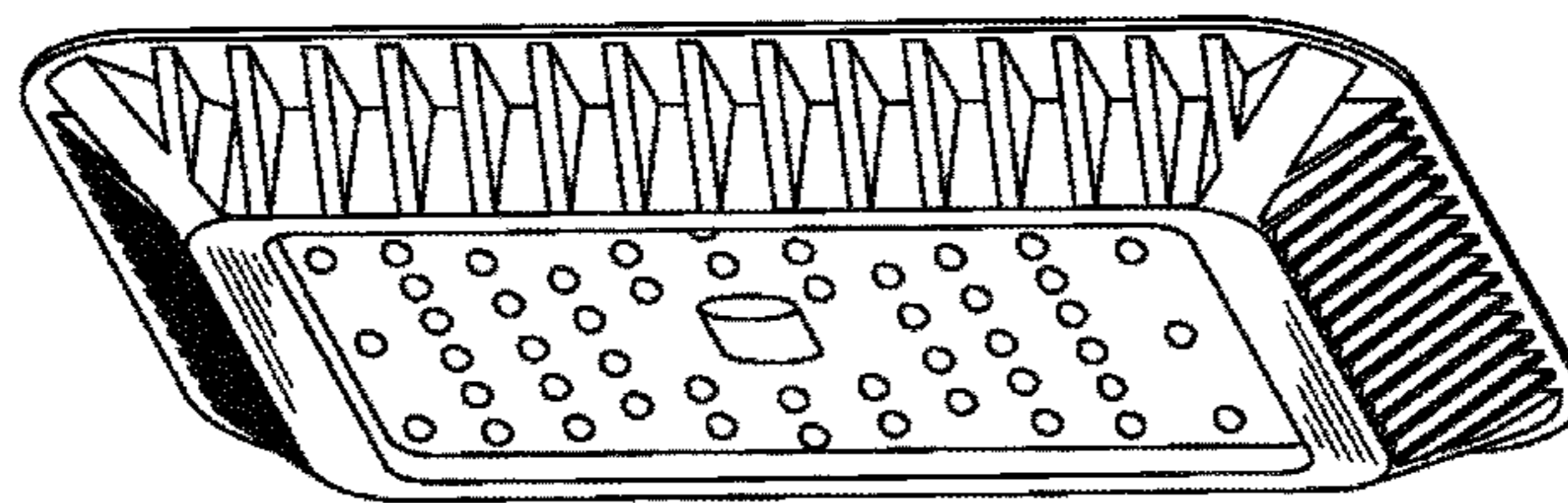
FIG. 4 is a top plan view of the light fixture illustrated in FIG. 1.

FIG. 5 is a side elevation view of the light fixture illustrated in FIG. 1; and,

FIG. 6 is another side elevation view of the light fixture illustrated in FIG. 1.

The broken lines are directed to unclaimed elements of the design.

**1 Claim, 3 Drawing Sheets**



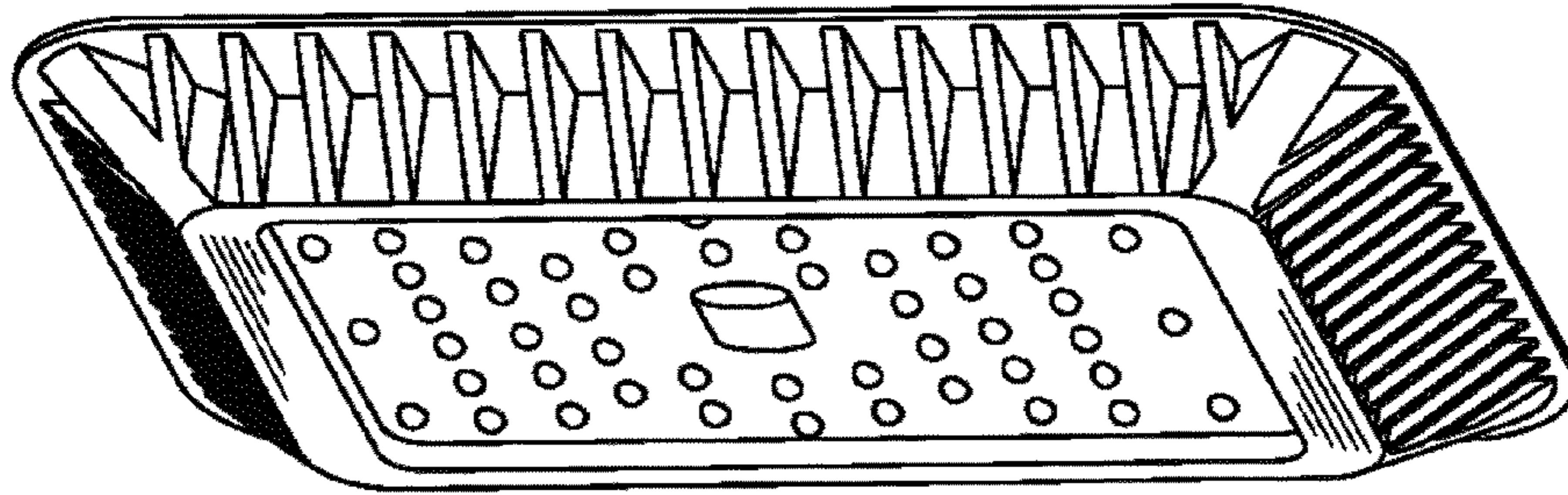


Fig. 1

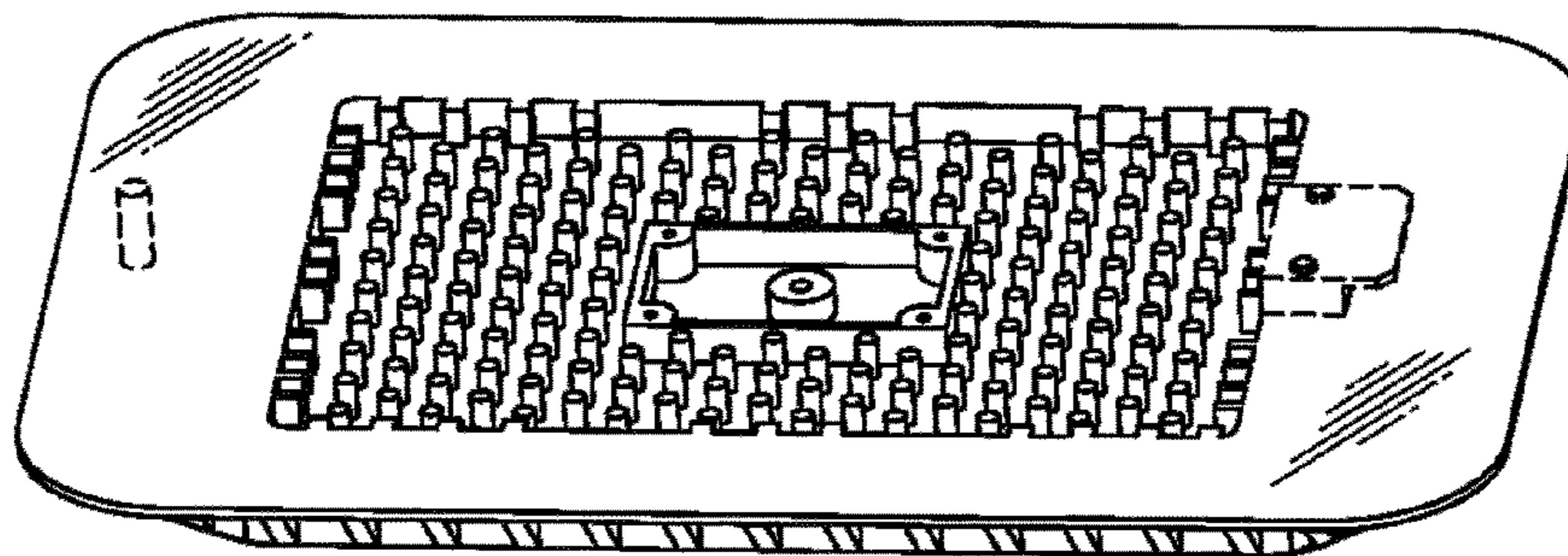


Fig. 2

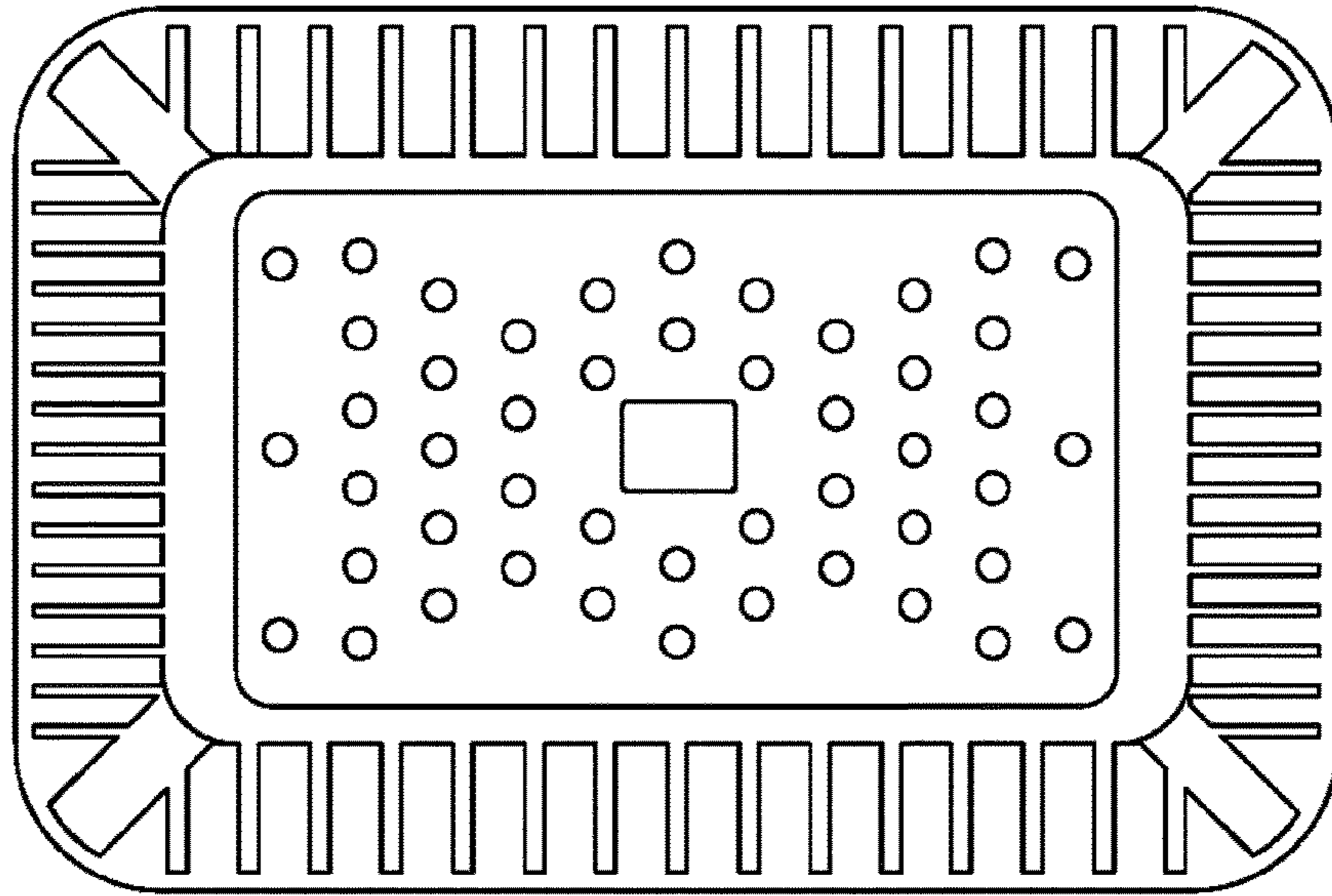


Fig. 3

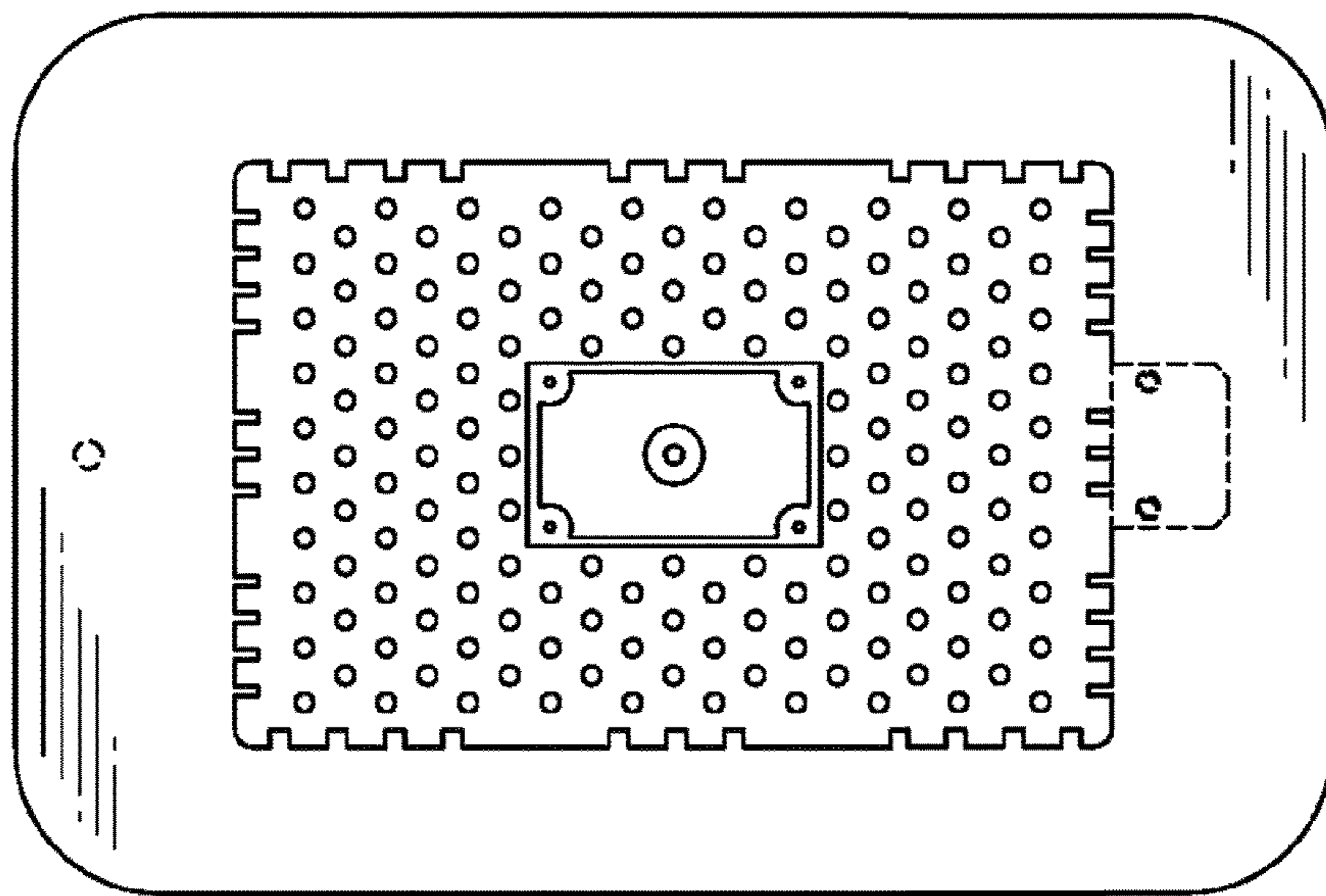


Fig. 4

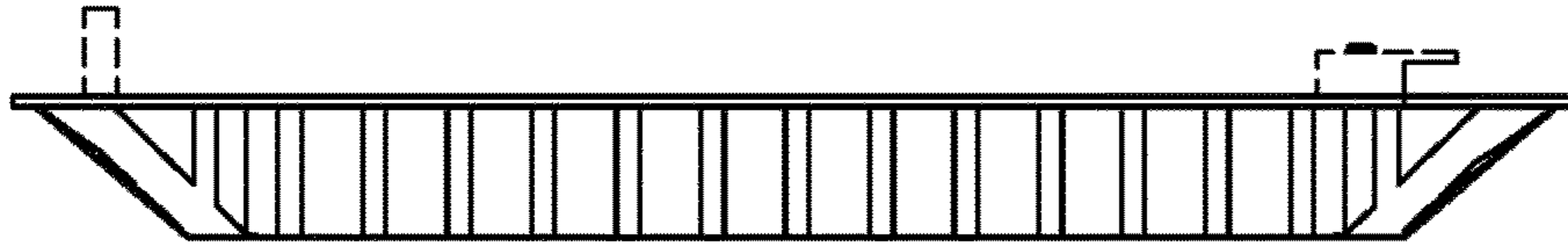


Fig. 5

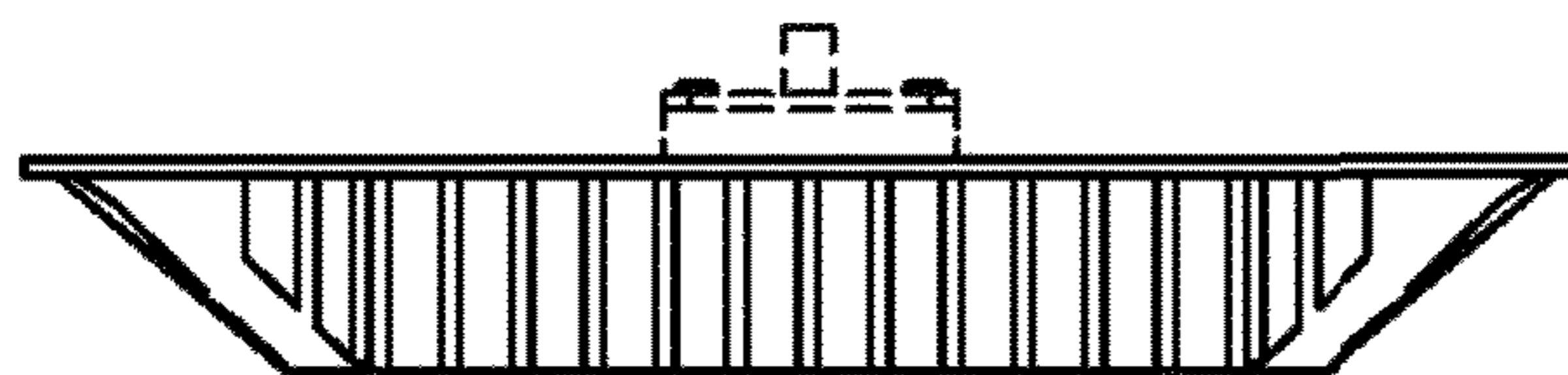


Fig. 6