



US00D701622S

(12) **United States Design Patent**  
**Narbonne**

(10) **Patent No.:** **US D701,622 S**  
(45) **Date of Patent:** **\*\* Mar. 25, 2014**

(54) **INTERLOCKING MODULAR WALL PANEL**

(56) **References Cited**

(71) Applicant: **Philippe Jacques Guy Narbonne,**  
Samutprakarn (TH)

(72) Inventor: **Philippe Jacques Guy Narbonne,**  
Samutprakarn (TH)

(\*\*) Term: **14 Years**

(21) Appl. No.: **29/434,517**

(22) Filed: **Oct. 12, 2012**

(51) **LOC (10) Cl.** ..... **25-01**

(52) **U.S. Cl.**  
USPC ..... **D25/151; D25/138**

(58) **Field of Classification Search**  
USPC ..... 52/506.01, 506.06, 608, 612, 596, 314,  
52/311.1, 311.2; D25/138, 151  
See application file for complete search history.

U.S. PATENT DOCUMENTS

2,122,577	A *	7/1938	Mattes et al. ....	52/314
D213,687	S *	4/1969	Bachner .....	D25/151
D397,455	S *	8/1998	Ormiston .....	D25/138
5,887,399	A *	3/1999	Shaw et al. ....	52/311.1
2003/0121225	A1 *	7/2003	Hunsaker .....	52/314
2009/0126301	A1 *	5/2009	Brown et al. ....	52/314

\* cited by examiner

*Primary Examiner* — Doris Clark


(57) **CLAIM**

I claim the ornamental design for an interlocking modular wall panel, as shown and described.

**DESCRIPTION**

FIG. 1 is a front view.  
FIG. 2 is a rear view.  
FIG. 3 is a top view.  
FIG. 4 is a bottom view.  
FIG. 5 is a left side view; and,  
FIG. 6 is a right side view.

**1 Claim, 6 Drawing Sheets**






Figure 1




Figure 2




Figure 3




Figure 4




Figure 5




Figure 6